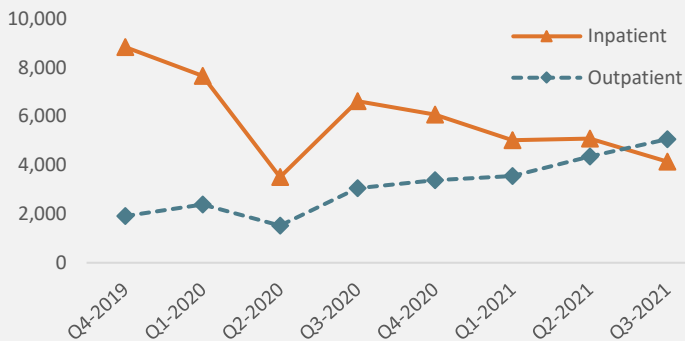


# Key Findings and Statewide Statistics

## Total Knee Replacement

Number of Cases by Quarter



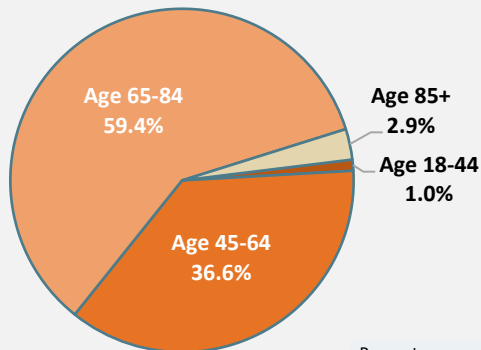
Q4-2019 through Q3-2020 inpatient and all outpatient data are displayed for trending purposes only and are not included in the report analyses. Q2-2020 data was impacted by the COVID-19 pandemic.

This report examines the **20,329** inpatient hospitalizations for total knee replacement surgery performed in Pennsylvania acute care hospitals from October 1, 2020 through September 30, 2021.

Of these hospitalizations, **17,986** cases, after exclusions, were examined in the Hospital Results section of this report in determining statewide rates of complications and postoperative length of stay.

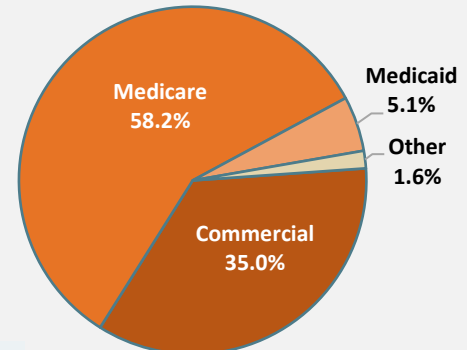
The total number of inpatient knee replacements decreased **53.1%** between Q4-2019 and Q3-2021, reflecting a shift in the location where these procedures are performed, from the inpatient to outpatient setting.

Total Knee Replacement by Age



Percentages may not add to 100% due to rounding.

Total Knee Replacement by Payer



### Complications

- **1.5%** of patients who underwent a total knee replacement had an in-hospital complication or were readmitted to an acute care hospital for a complication within 7, 30, or 90 days of discharge depending on the complication.
- At **3.3%**, patients age 85 and older had a complication rate that was statistically higher than the rest of the state.

### Postoperative Length of Stay

- Patients stayed in the hospital an average of **1.7 days** following a total knee replacement.
- **3.1%** of patients experienced an extended postoperative length of stay; that is, after accounting for patient risk, they stayed in the hospital longer than expected. The average postoperative stay for these patients was **6.2 days**.

# Key Findings and Statewide Statistics

## Medicare Payments

- The average Medicare fee-for-service payment for a total knee replacement hospitalization was **\$12,294**.
- The average Medicare fee-for-service payment for a total knee replacement hospitalization with an extended postoperative length of stay was **\$14,401**.

Based on the Centers for Medicare and Medicaid Services Calendar Year 2020 Medicare Fee-for-Service payment data.

## Total Knee Replacement Hospitalization Rates per 10,000 Pennsylvania Residents

Statewide Rate: 18.7

Age	Female/Male	Race/Ethnicity
Age 18-44..... 0.4	Female ..... 21.8	White (non-Hispanic) ..... 20.2
Age 45-64..... 20.6	Male ..... 15.4	Black (non-Hispanic) ..... 14.6
Age 65-84..... 53.3		Hispanic ..... 3.8
Age 85 and older..... 16.8		
Poverty	Rural/Urban	Region
High Poverty ..... 13.4	Rural County ..... 20.0	Western PA ..... 24.6
All Other..... 19.2	Urban County..... 18.2	Central & Northeastern PA ..... 12.7
		Southeastern PA ..... 18.3

Rate calculations: Hospitalization rates above were based on Pennsylvania residents (18,939 hospital stays or 93.2% of all 20,329 hospitalizations for total knee replacement) using PHC4 discharge data and 2020 US Census Bureau population figures.

*High Poverty* rates included hospitalizations for residents living in areas where 20% or more of the population lives in poverty.

*Rural County* and *Urban County* rates were based on the designation of the county of residence as defined by The Center for Rural Pennsylvania. Urban counties are italicized in the following list of counties by region. Regional rates were adjusted for population differences in age and sex.

- Western PA includes the following counties: *Allegheny, Armstrong, Beaver, Bedford, Blair, Butler, Cambria, Cameron, Clarion, Clearfield, Crawford, Elk, Erie, Fayette, Forest, Greene, Indiana, Jefferson, Lawrence, McKean, Mercer, Potter, Somerset, Venango, Warren, Washington, and Westmoreland.*
- Central & Northeastern PA includes the following counties: *Adams, Bradford, Centre, Clinton, Columbia, Cumberland, Dauphin, Franklin, Fulton, Huntingdon, Juniata, Lackawanna, Lancaster, Lebanon, Luzerne, Lycoming, Mifflin, Monroe, Montour, Northumberland, Perry, Pike, Snyder, Sullivan, Susquehanna, Tioga, Union, Wayne, Wyoming, and York.*
- Southeastern PA includes the following counties: *Berks, Bucks, Carbon, Chester, Delaware, Lehigh, Montgomery, Northampton, Philadelphia, and Schuylkill.*

For County Rates, see “Maps – Rates by County”