


# Adams County

## Common Outpatient Procedures for Adams County Residents in FY 2015



This brief focuses on 12 outpatient procedures commonly performed in Pennsylvania, with specific data shown for Adams County.

**1 in 16 County Residents.** In FY 2015, 6,320 (1 in 16) Adams County residents underwent at least one of the following 12 common outpatient procedures in a Pennsylvania (PA) facility. Some of these residents had multiple outpatient visits, for a total of 8,063 visits for these procedures.

Common Outpatient Procedures	Procedure Count for County Residents	% Freestanding Ambulatory Center	% Hospital Outpatient Department	Procedure Rate per 10,000 Residents	
				County Rate	State Rate
Colonoscopy with/without Biopsy	3,379	56.7%	43.3%	332.2	335.8
Disintegration of Kidney Stones using Shock Waves	195	2.1%	97.9%	19.2	16.6
Incision and Drainage of Ear Drum	173	19.7%	80.3%	17.0	15.7
Injection of Spine for Pain Management	1,533	84.7%	15.3%	150.7	111.5
Release of Carpal Tunnel and Other Nerves in Arms/Legs	297	50.2%	49.8%	29.2	29.8
Removal of Breast Tumor or Partial Mastectomy	116	18.1%	81.9%	11.4	13.0
Removal of Bunion and Repair of Toe Deformity	99	42.4%	57.6%	9.7	10.9
Removal of Cataract and Insertion of Lens	1,520	69.0%	31.0%	149.4	149.5
Removal of Gallbladder and/or Gallstones	196	1.5%	98.5%	19.3	18.9
Removal of Tonsils and Adenoids	198	12.1%	87.9%	19.5	16.1
Repair of Hernia in Groin	198	14.6%	85.4%	19.5	17.9
Repair of Torn Knee Cartilage	196	49.5%	50.5%	19.3	27.6

These procedures were defined using the Agency for Healthcare Research and Quality's Clinical Classifications Software. Outpatient procedures that were incorporated into inpatient records (e.g., outpatient diagnostic services for patients admitted to the hospital within 3 days of their outpatient visit) were not included here. NR = Not reported due to volume limitations

Statewide, 801,686 PA residents had at least one of these outpatient procedures, and about 16% of residents had several visits, for a total of 972,061 outpatient visits for these 12 procedures for PA residents.

### PA Health Care Cost Containment Council



PHC4's outpatient procedure data, available through its special request program, is an important resource for data users in studying issues such as access to care, cost and reimbursements, community need, and strategic planning.

## Where did Adams County residents have these outpatient procedures?

Includes data from FY 2014 through FY 2015 to maximize reporting

	Top 3 Facilities	Number (%)		Top 3 Facilities	Number (%)
Colonoscopy with/without Biopsy	Wellspan SC	2,310 (35.2%)	Removal of Bunion and Repair of Toe Deformity	Hanover	48 (21.6%)
	Hanover	1,718 (26.2%)		Gettysburg	30 (13.5%)
	Gettysburg	846 (12.9%)		Hanover SC	29 (13.1%)
Disintegration of Kidney Stones using Shock Waves	Hanover	128 (36.6%)	Removal of Cataract and Insertion of Lens	Hanover SC	886 (30.3%)
	Gettysburg	91 (26.0%)		Wellspan SC	559 (19.1%)
	York	38 (10.9%)		Gettysburg	485 (16.6%)
Incision and Drainage of Ear Drum	Hanover	116 (34.2%)	Removal of Gallbladder and/or Gallstones	Gettysburg	211 (52.0%)
	Gettysburg	84 (24.8%)		Hanover	117 (28.8%)
	Milton S Hershey	52 (15.3%)		York	24 (5.9%)
Injection of Spine for Pain Management	York Pain Specialists	2,440 (71.5%)	Removal of Tonsils and Adenoids	Hanover	231 (55.3%)
	OSS Orthopaedic	544 (15.9%)		Gettysburg	78 (18.7%)
	Gettysburg	135 (4.0%)		Hanover SC	35 (8.4%)
Release of Carpal Tunnel and Other Nerves in Arms/Legs	Gettysburg	187 (29.9%)	Repair of Hernia in Groin	Gettysburg	180 (44.3%)
	Hanover SC	173 (27.6%)		Hanover	85 (20.9%)
	Hanover	59 (9.4%)		Hanover SC	32 (7.9%)
Removal of Breast Tumor or Partial Mastectomy	Gettysburg	123 (52.6%)	Repair of Torn Knee Cartilage	Gettysburg	130 (30.7%)
	Hanover	38 (16.2%)		OSS Ambulatory SC	80 (18.9%)
	Apple Hill SC	27 (11.5%)		OSS Orthopaedic	46 (10.8%)

NR = Not reported due to volume limitations

NA = Not applicable

SC = Surgical/Surgery Center

## Common outpatient procedures among county residents, by anticipated payer in FY 2015

	Medicare	Medicaid	Commercial	Other*
Colonoscopy with/without Biopsy	34.7%	3.6%	56.8%	4.9%
Disintegration of Kidney Stones using Shock Waves	24.6%	NR	66.2%	NR
Incision and Drainage of Ear Drum	NR	38.7%	54.3%	NR
Injection of Spine for Pain Management	47.8%	0.7%	49.7%	1.8%
Release of Carpal Tunnel and Other Nerves in Arms/Legs	38.0%	3.7%	53.2%	5.1%
Removal of Breast Tumor or Partial Mastectomy	34.5%	6.9%	51.7%	6.9%
Removal of Bunion and Repair of Toe Deformity	39.4%	NR	53.5%	NR
Removal of Cataract and Insertion of Lens	71.3%	1.4%	24.1%	3.2%
Removal of Gallbladder and/or Gallstones	23.5%	13.3%	57.7%	5.6%
Removal of Tonsils and Adenoids	NR	22.2%	73.7%	NR
Repair of Hernia in Groin	32.8%	3.0%	57.1%	7.1%
Repair of Torn Knee Cartilage	18.9%	NR	75.5%	NR

\* Other government, self-pay, and unknown payer.

NR= Not reported due to volume limitations

*Want to know what Medicare pays health care facilities in PA for common outpatient services such as cataract surgery or biopsies? Then visit PHC4's website at [www.phc4.org](http://www.phc4.org) and click on the interactive database of Medicare Payment Information for Common Outpatient Services.*

### About PHC4

Created by the PA General Assembly in 1986, the PA Health Care Cost Containment Council (PHC4) is an independent state agency charged with collecting, analyzing and reporting information that can be used to improve the quality and restrain the cost of health care in the state. Today, PHC4 is a recognized national leader in public health care reporting. More than 840,000 public reports on patient treatment results are downloaded from the PHC4 website each year, and nearly 100 organizations and individuals annually utilize PHC4's special requests process to access and use data. PHC4 is governed by a 25-member board of directors, representing business, labor, consumers, health care providers, insurers and state government.

Joe Martin, Executive Director  
225 Market Street, Suite 400, Harrisburg, PA 17101  
717-232-6787 • [www.phc4.org](http://www.phc4.org)



# Allegheny County

## Common Outpatient Procedures for Allegheny County Residents in FY 2015



This brief focuses on 12 outpatient procedures commonly performed in Pennsylvania, with specific data shown for Allegheny County.

**1 in 17 County Residents.** In FY 2015, 74,255 (1 in 17) Allegheny County residents underwent at least one of the following 12 common outpatient procedures in a Pennsylvania (PA) facility. Some of these residents had multiple outpatient visits, for a total of 89,646 visits for these procedures.

Common Outpatient Procedures	Procedure Count for County Residents	% Freestanding Ambulatory Center	% Hospital Outpatient Department	Procedure Rate per 10,000 Residents	
				County Rate	State Rate
Colonoscopy with/without Biopsy	39,406	46.8%	53.2%	320.0	335.8
Disintegration of Kidney Stones using Shock Waves	2,064	8.5%	91.5%	16.8	16.6
Incision and Drainage of Ear Drum	1,888	51.9%	48.1%	15.3	15.7
Injection of Spine for Pain Management	12,022	34.9%	65.1%	97.6	111.5
Release of Carpal Tunnel and Other Nerves in Arms/Legs	3,889	51.2%	48.8%	31.6	29.8
Removal of Breast Tumor or Partial Mastectomy	1,582	12.7%	87.3%	12.8	13.0
Removal of Bunion and Repair of Toe Deformity	1,260	45.2%	54.8%	10.2	10.9
Removal of Cataract and Insertion of Lens	18,107	70.9%	29.1%	147.1	149.5
Removal of Gallbladder and/or Gallstones	2,249	0.2%	99.8%	18.3	18.9
Removal of Tonsils and Adenoids	2,087	29.9%	70.1%	17.0	16.1
Repair of Hernia in Groin	2,218	8.7%	91.3%	18.0	17.9
Repair of Torn Knee Cartilage	3,311	37.3%	62.7%	26.9	27.6

These procedures were defined using the Agency for Healthcare Research and Quality's Clinical Classifications Software. Outpatient procedures that were incorporated into inpatient records (e.g., outpatient diagnostic services for patients admitted to the hospital within 3 days of their outpatient visit) were not included here. NR = Not reported due to volume limitations

Statewide, 801,686 PA residents had at least one of these outpatient procedures, and about 16% of residents had several visits, for a total of 972,061 outpatient visits for these 12 procedures for PA residents.

### PA Health Care Cost Containment Council



PHC4's outpatient procedure data, available through its special request program, is an important resource for data users in studying issues such as access to care, cost and reimbursements, community need, and strategic planning.

## Where did Allegheny County residents have these outpatient procedures?

Includes data from FY 2014 through FY 2015 to maximize reporting

	Top 3 Facilities	Number (%)		Top 3 Facilities	Number (%)
Colonoscopy with/without Biopsy	UPMC Presby Shadyside	8,651 (11.0%)	Removal of Bunion and Repair of Toe Deformity	UPMC St. Margaret OP Ctr	359 (14.0%)
	UPMC Passavant	7,243 (9.2%)		UPMC Passavant	235 (9.1%)
	Waterfront SC	6,584 (8.4%)		UPMC Mercy South Side SC	197 (7.7%)
Disintegration of Kidney Stones using Shock Waves	St Clair Memorial	567 (14.1%)	Removal of Cataract and Insertion of Lens	Associates SC	4,008 (11.1%)
	UPMC Presby Shadyside	400 (10.0%)		Mt Lebanon SC	3,904 (10.8%)
	Jefferson	337 (8.4%)		UPMC Presby Shadyside	2,653 (7.3%)
Incision and Drainage of Ear Drum	CHP North SC	1,912 (51.8%)	Removal of Gallbladder and/or Gallstones	Jefferson	822 (17.6%)
	Children's Hosp Pgh/UPMC	912 (24.7%)		St Clair Memorial	594 (12.7%)
	Allegheny General	199 (5.4%)		UPMC Passavant	438 (9.4%)
Injection of Spine for Pain Management	UPMC Presby Shadyside	5,155 (20.5%)	Removal of Tonsils and Adenoids	Children's Hosp Pgh/UPMC	1,210 (28.1%)
	UPMC St Margaret	3,066 (12.2%)		CHP North SC	1,185 (27.5%)
	Allegheny General	2,285 (9.1%)		UPMC Mercy	339 (7.9%)
Release of Carpal Tunnel and Other Nerves in Arms/Legs	UPMC St. Margaret OP Ctr	1,377 (17.7%)	Repair of Hernia in Groin	UPMC Presby Shadyside	527 (11.7%)
	UPMC Presby Shadyside	983 (12.6%)		Jefferson	494 (11.0%)
	Western PA SC	596 (7.7%)		St Clair Memorial	477 (10.6%)
Removal of Breast Tumor or Partial Mastectomy	Magee Womens/UPMC	997 (31.3%)	Repair of Torn Knee Cartilage	Allegheny General	734 (10.9%)
	St Clair Memorial	298 (9.4%)		UPMC Passavant	637 (9.4%)
	Allegheny General	271 (8.5%)		UPMC Mercy South Side SC	584 (8.7%)

NR = Not reported due to volume limitations

NA = Not applicable

SC = Surgical/Surgery Center

## Common outpatient procedures among county residents, by anticipated payer in FY 2015

	Medicare	Medicaid	Commercial	Other*
Colonoscopy with/without Biopsy	30.5%	4.9%	51.3%	13.2%
Disintegration of Kidney Stones using Shock Waves	31.1%	7.2%	49.1%	12.6%
Incision and Drainage of Ear Drum	2.1%	27.1%	49.4%	21.4%
Injection of Spine for Pain Management	40.9%	7.3%	40.0%	11.8%
Release of Carpal Tunnel and Other Nerves in Arms/Legs	30.2%	6.4%	48.7%	14.8%
Removal of Breast Tumor or Partial Mastectomy	34.5%	5.9%	43.4%	16.1%
Removal of Bunion and Repair of Toe Deformity	25.4%	7.1%	53.1%	14.4%
Removal of Cataract and Insertion of Lens	65.7%	2.8%	26.4%	5.1%
Removal of Gallbladder and/or Gallstones	21.1%	9.7%	56.2%	13.0%
Removal of Tonsils and Adenoids	1.1%	28.7%	52.0%	18.1%
Repair of Hernia in Groin	29.3%	7.1%	48.6%	15.0%
Repair of Torn Knee Cartilage	14.3%	5.7%	64.3%	15.6%

\* Other government, self-pay, and unknown payer.

NR= Not reported due to volume limitations

Want to know what Medicare pays health care facilities in PA for common outpatient services such as cataract surgery or biopsies? Then visit PHC4's website at [www.phc4.org](http://www.phc4.org) and click on the interactive database of Medicare Payment Information for Common Outpatient Services.

### About PHC4

Created by the PA General Assembly in 1986, the PA Health Care Cost Containment Council (PHC4) is an independent state agency charged with collecting, analyzing and reporting information that can be used to improve the quality and restrain the cost of health care in the state. Today, PHC4 is a recognized national leader in public health care reporting. More than 840,000 public reports on patient treatment results are downloaded from the PHC4 website each year, and nearly 100 organizations and individuals annually utilize PHC4's special requests process to access and use data. PHC4 is governed by a 25-member board of directors, representing business, labor, consumers, health care providers, insurers and state government.

Joe Martin, Executive Director  
225 Market Street, Suite 400, Harrisburg, PA 17101  
717-232-6787 • [www.phc4.org](http://www.phc4.org)





# Armstrong County

## Common Outpatient Procedures for Armstrong County Residents in FY 2015



This brief focuses on 12 outpatient procedures commonly performed in Pennsylvania, with specific data shown for Armstrong County.

**1 in 15 County Residents.** In FY 2015, 4,538 (1 in 15) Armstrong County residents underwent at least one of the following 12 common outpatient procedures in a Pennsylvania (PA) facility. Some of these residents had multiple outpatient visits, for a total of 5,605 visits for these procedures.

Common Outpatient Procedures	Procedure Count for County Residents	% Freestanding Ambulatory Center	% Hospital Outpatient Department	Procedure Rate per 10,000 Residents	
				County Rate	State Rate
Colonoscopy with/without Biopsy	2,189	16.4%	83.6%	322.9	335.8
Disintegration of Kidney Stones using Shock Waves	219	9.6%	90.4%	32.3	16.6
Incision and Drainage of Ear Drum	107	39.3%	60.7%	15.8	15.7
Injection of Spine for Pain Management	714	6.3%	93.7%	105.3	111.5
Release of Carpal Tunnel and Other Nerves in Arms/Legs	326	42.0%	58.0%	48.1	29.8
Removal of Breast Tumor or Partial Mastectomy	72	15.3%	84.7%	10.6	13.0
Removal of Bunion and Repair of Toe Deformity	76	46.1%	53.9%	11.2	10.9
Removal of Cataract and Insertion of Lens	1,176	32.7%	67.3%	173.5	149.5
Removal of Gallbladder and/or Gallstones	273	2.2%	97.8%	40.3	18.9
Removal of Tonsils and Adenoids	129	38.8%	61.2%	19.0	16.1
Repair of Hernia in Groin	123	7.3%	92.7%	18.1	17.9
Repair of Torn Knee Cartilage	219	15.5%	84.5%	32.3	27.6

These procedures were defined using the Agency for Healthcare Research and Quality's Clinical Classifications Software. Outpatient procedures that were incorporated into inpatient records (e.g., outpatient diagnostic services for patients admitted to the hospital within 3 days of their outpatient visit) were not included here. NR = Not reported due to volume limitations

Statewide, 801,686 PA residents had at least one of these outpatient procedures, and about 16% of residents had several visits, for a total of 972,061 outpatient visits for these 12 procedures for PA residents.

### PA Health Care Cost Containment Council



PHC4's outpatient procedure data, available through its special request program, is an important resource for data users in studying issues such as access to care, cost and reimbursements, community need, and strategic planning.

## Where did Armstrong County residents have these outpatient procedures?

Includes data from FY 2014 through FY 2015 to maximize reporting

	Top 3 Facilities	Number (%)		Top 3 Facilities	Number (%)
Colonoscopy with/without Biopsy	ACMH	1,610 (42.3%)	Removal of Bunion and Repair of Toe Deformity	SC at Benbrook	32 (22.2%)
	Allegheny Valley	807 (21.2%)		ACMH	30 (20.8%)
	UPMC St. Margaret OP Ctr	268 (7.0%)		* See footnote	17 (11.8%)
Disintegration of Kidney Stones using Shock Waves	ACMH	149 (42.2%)	Removal of Cataract and Insertion of Lens	ACMH	653 (32.5%)
	Allegheny Valley	52 (14.7%)		Allegheny Valley	476 (23.7%)
	SC at Benbrook	38 (10.8%)		Laurel Laser/Brookville	295 (14.7%)
Incision and Drainage of Ear Drum	CHP North SC	96 (41.7%)	Removal of Gallbladder and/or Gallstones	ACMH	189 (50.7%)
	ACMH	50 (21.7%)		Butler Memorial	45 (12.1%)
	Children's Hosp Pgh/UPMC	48 (20.9%)		Allegheny Valley	40 (10.7%)
Injection of Spine for Pain Management	ACMH	1,056 (64.9%)	Removal of Tonsils and Adenoids	Children's Hosp Pgh/UPMC	87 (34.7%)
	UPMC St Margaret	162 (10.0%)		CHP North SC	75 (29.9%)
	Butler Memorial	80 (4.9%)		ACMH	20 (8.0%)
Release of Carpal Tunnel and Other Nerves in Arms/Legs	UPMC St. Margaret OP Ctr	159 (26.5%)	Repair of Hernia in Groin	ACMH	94 (43.9%)
	ACMH	153 (25.5%)		Allegheny Valley	35 (16.4%)
	Allegheny Valley	77 (12.8%)		UPMC St Margaret	16 (7.5%)
Removal of Breast Tumor or Partial Mastectomy	ACMH	27 (19.7%)	Repair of Torn Knee Cartilage	ACMH	123 (32.0%)
	Magee Womens/UPMC	24 (17.5%)		Allegheny Valley	60 (15.6%)
	Allegheny Valley	21 (15.3%)		** See footnote	39 (10.2%)

NR = Not reported due to volume limitations

NA = Not applicable

SC = Surgical/Surgery Center

\* Allegheny Valley and UPMC St. Margaret OP Ctr were tied at 17.

\*\* Butler Memorial and UPMC St Margaret were tied at 39.

## Common outpatient procedures among county residents, by anticipated payer in FY 2015

	Medicare	Medicaid	Commercial	Other*
Colonoscopy with/without Biopsy	39.0%	6.4%	47.8%	6.7%
Disintegration of Kidney Stones using Shock Waves	40.6%	10.0%	41.6%	7.8%
Incision and Drainage of Ear Drum	16.8%	36.4%	38.3%	8.4%
Injection of Spine for Pain Management	47.3%	8.3%	39.4%	5.0%
Release of Carpal Tunnel and Other Nerves in Arms/Legs	33.4%	9.2%	49.1%	8.3%
Removal of Breast Tumor or Partial Mastectomy	33.3%	9.7%	47.2%	9.7%
Removal of Bunion and Repair of Toe Deformity	23.7%	NR	68.4%	NR
Removal of Cataract and Insertion of Lens	75.1%	3.2%	19.6%	2.0%
Removal of Gallbladder and/or Gallstones	25.3%	13.9%	55.3%	5.5%
Removal of Tonsils and Adenoids	NR	36.4%	54.3%	NR
Repair of Hernia in Groin	35.8%	NR	54.5%	NR
Repair of Torn Knee Cartilage	15.1%	11.4%	66.2%	7.3%

\* Other government, self-pay, and unknown payer.

NR= Not reported due to volume limitations

*Want to know what Medicare pays health care facilities in PA for common outpatient services such as cataract surgery or biopsies? Then visit PHC4's website at [www.phc4.org](http://www.phc4.org) and click on the interactive database of Medicare Payment Information for Common Outpatient Services.*

### About PHC4

Created by the PA General Assembly in 1986, the PA Health Care Cost Containment Council (PHC4) is an independent state agency charged with collecting, analyzing and reporting information that can be used to improve the quality and restrain the cost of health care in the state. Today, PHC4 is a recognized national leader in public health care reporting. More than 840,000 public reports on patient treatment results are downloaded from the PHC4 website each year, and nearly 100 organizations and individuals annually utilize PHC4's special requests process to access and use data. PHC4 is governed by a 25-member board of directors, representing business, labor, consumers, health care providers, insurers and state government.

Joe Martin, Executive Director  
225 Market Street, Suite 400, Harrisburg, PA 17101  
717-232-6787 • [www.phc4.org](http://www.phc4.org)



# Beaver County

Beaver  
County

## Common Outpatient Procedures for Beaver County Residents in FY 2015

This brief focuses on 12 outpatient procedures commonly performed in Pennsylvania, with specific data shown for Beaver County.

**1 in 16 County Residents.** In FY 2015, 10,642 (1 in 16) Beaver County residents underwent at least one of the following 12 common outpatient procedures in a Pennsylvania (PA) facility. Some of these residents had multiple outpatient visits, for a total of 12,638 visits for these procedures.

Common Outpatient Procedures	Procedure Count for County Residents	% Freestanding Ambulatory Center	% Hospital Outpatient Department	Procedure Rate per 10,000 Residents	
				County Rate	State Rate
Colonoscopy with/without Biopsy	5,161	86.4%	13.6%	304.7	335.8
Disintegration of Kidney Stones using Shock Waves	342	0.3%	99.7%	20.2	16.6
Incision and Drainage of Ear Drum	293	45.1%	54.9%	17.3	15.7
Injection of Spine for Pain Management	1,267	62.9%	37.1%	74.8	111.5
Release of Carpal Tunnel and Other Nerves in Arms/Legs	741	59.1%	40.9%	43.7	29.8
Removal of Breast Tumor or Partial Mastectomy	198	7.1%	92.9%	11.7	13.0
Removal of Bunion and Repair of Toe Deformity	172	32.0%	68.0%	10.2	10.9
Removal of Cataract and Insertion of Lens	2,791	40.1%	59.9%	164.8	149.5
Removal of Gallbladder and/or Gallstones	510	0.6%	99.4%	30.1	18.9
Removal of Tonsils and Adenoids	311	34.7%	65.3%	18.4	16.1
Repair of Hernia in Groin	340	5.6%	94.4%	20.1	17.9
Repair of Torn Knee Cartilage	593	46.9%	53.1%	35.0	27.6

These procedures were defined using the Agency for Healthcare Research and Quality's Clinical Classifications Software. Outpatient procedures that were incorporated into inpatient records (e.g., outpatient diagnostic services for patients admitted to the hospital within 3 days of their outpatient visit) were not included here. NR = Not reported due to volume limitations

Statewide, 801,686 PA residents had at least one of these outpatient procedures, and about 16% of residents had several visits, for a total of 972,061 outpatient visits for these 12 procedures for PA residents.

### PA Health Care Cost Containment Council



PHC4's outpatient procedure data, available through its special request program, is an important resource for data users in studying issues such as access to care, cost and reimbursements, community need, and strategic planning.

## Where did Beaver County residents have these outpatient procedures?

Includes data from FY 2014 through FY 2015 to maximize reporting

	Top 3 Facilities	Number (%)		Top 3 Facilities	Number (%)
Colonoscopy with/without Biopsy	Four Seasons Endoscopy	4,926 (48.9%)	Removal of Bunion and Repair of Toe Deformity	Heritage Valley Beaver	175 (48.9%)
	Three Rivers Endoscopy	2,971 (29.5%)		Heritage Valley SC	52 (14.5%)
	UPMC Passavant	719 (7.1%)		Ellwood City	41 (11.5%)
Disintegration of Kidney Stones using Shock Waves	Heritage Valley Beaver	349 (54.6%)	Removal of Cataract and Insertion of Lens	Heritage Valley Beaver	2,653 (50.2%)
	Heritage Valley Sewickley	165 (25.8%)		Heritage Valley SC	1,630 (30.8%)
	UPMC Passavant	30 (4.7%)		SC Cranberry	275 (5.2%)
Incision and Drainage of Ear Drum	CHP North SC	256 (44.1%)	Removal of Gallbladder and/or Gallstones	Heritage Valley Beaver	659 (61.1%)
	Heritage Valley Beaver	132 (22.7%)		Heritage Valley Sewickley	246 (22.8%)
	Children's Hosp Pgh/UPMC	97 (16.7%)		UPMC Passavant	74 (6.9%)
Injection of Spine for Pain Management	SC Edgeworth Commons	1,108 (46.0%)	Removal of Tonsils and Adenoids	CHP North SC	188 (29.8%)
	UPMC Passavant	238 (9.9%)		Heritage Valley Beaver	139 (22.0%)
	UPMC Presby Shadyside	157 (6.5%)		Children's Hosp Pgh/UPMC	131 (20.8%)
Release of Carpal Tunnel and Other Nerves in Arms/Legs	SC Edgeworth Commons	454 (30.3%)	Repair of Hernia in Groin	Heritage Valley Beaver	374 (57.2%)
	Heritage Valley Beaver	431 (28.8%)		Heritage Valley Sewickley	142 (21.7%)
	UPMC St. Margaret OP Ctr	193 (12.9%)		UPMC Passavant	36 (5.5%)
Removal of Breast Tumor or Partial Mastectomy	Heritage Valley Beaver	204 (48.8%)	Repair of Torn Knee Cartilage	SC Edgeworth Commons	521 (44.0%)
	Magee Womens/UPMC	66 (15.8%)		Heritage Valley Beaver	371 (31.4%)
	Heritage Valley Sewickley	40 (9.6%)		UPMC Passavant	93 (7.9%)

NR = Not reported due to volume limitations

NA = Not applicable

SC = Surgical/Surgery Center

## Common outpatient procedures among county residents, by anticipated payer in FY 2015

	Medicare	Medicaid	Commercial	Other*
Colonoscopy with/without Biopsy	24.1%	2.2%	68.1%	5.5%
Disintegration of Kidney Stones using Shock Waves	35.4%	7.0%	51.8%	5.8%
Incision and Drainage of Ear Drum	3.4%	34.1%	51.2%	11.3%
Injection of Spine for Pain Management	37.1%	5.6%	46.3%	11.0%
Release of Carpal Tunnel and Other Nerves in Arms/Legs	30.0%	7.6%	52.2%	10.3%
Removal of Breast Tumor or Partial Mastectomy	38.9%	6.1%	44.9%	10.1%
Removal of Bunion and Repair of Toe Deformity	26.2%	7.6%	58.1%	8.1%
Removal of Cataract and Insertion of Lens	71.7%	1.6%	24.0%	2.7%
Removal of Gallbladder and/or Gallstones	22.7%	14.1%	57.8%	5.3%
Removal of Tonsils and Adenoids	NR	32.2%	54.3%	NR
Repair of Hernia in Groin	35.9%	6.2%	52.6%	5.3%
Repair of Torn Knee Cartilage	19.2%	6.4%	64.2%	10.1%

\* Other government, self-pay, and unknown payer.

NR= Not reported due to volume limitations

*Want to know what Medicare pays health care facilities in PA for common outpatient services such as cataract surgery or biopsies? Then visit PHC4's website at [www.phc4.org](http://www.phc4.org) and click on the interactive database of Medicare Payment Information for Common Outpatient Services.*

### About PHC4

Created by the PA General Assembly in 1986, the PA Health Care Cost Containment Council (PHC4) is an independent state agency charged with collecting, analyzing and reporting information that can be used to improve the quality and restrain the cost of health care in the state. Today, PHC4 is a recognized national leader in public health care reporting. More than 840,000 public reports on patient treatment results are downloaded from the PHC4 website each year, and nearly 100 organizations and individuals annually utilize PHC4's special requests process to access and use data. PHC4 is governed by a 25-member board of directors, representing business, labor, consumers, health care providers, insurers and state government.

Joe Martin, Executive Director  
225 Market Street, Suite 400, Harrisburg, PA 17101  
717-232-6787 • [www.phc4.org](http://www.phc4.org)



# Bedford County

## Common Outpatient Procedures for Bedford County Residents in FY 2015



This brief focuses on 12 outpatient procedures commonly performed in Pennsylvania, with specific data shown for Bedford County.

**1 in 16 County Residents.** In FY 2015, 3,113 (1 in 16) Bedford County residents underwent at least one of the following 12 common outpatient procedures in a Pennsylvania (PA) facility. Some of these residents had multiple outpatient visits, for a total of 3,700 visits for these procedures.

Common Outpatient Procedures	Procedure Count for County Residents	% Freestanding Ambulatory Center	% Hospital Outpatient Department	Procedure Rate per 10,000 Residents	
				County Rate	State Rate
Colonoscopy with/without Biopsy	1,500	24.4%	75.6%	306.5	335.8
Disintegration of Kidney Stones using Shock Waves	56	1.8%	98.2%	11.4	16.6
Incision and Drainage of Ear Drum	82	28.0%	72.0%	16.8	15.7
Injection of Spine for Pain Management	369	88.3%	11.7%	75.4	111.5
Release of Carpal Tunnel and Other Nerves in Arms/Legs	183	61.2%	38.8%	37.4	29.8
Removal of Breast Tumor or Partial Mastectomy	66	10.6%	89.4%	13.5	13.0
Removal of Bunion and Repair of Toe Deformity	54	25.9%	74.1%	11.0	10.9
Removal of Cataract and Insertion of Lens	820	51.1%	48.9%	167.5	149.5
Removal of Gallbladder and/or Gallstones	180	0.0%	100.0%	36.8	18.9
Removal of Tonsils and Adenoids	140	17.1%	82.9%	28.6	16.1
Repair of Hernia in Groin	132	3.0%	97.0%	27.0	17.9
Repair of Torn Knee Cartilage	150	62.7%	37.3%	30.6	27.6

These procedures were defined using the Agency for Healthcare Research and Quality's Clinical Classifications Software. Outpatient procedures that were incorporated into inpatient records (e.g., outpatient diagnostic services for patients admitted to the hospital within 3 days of their outpatient visit) were not included here. NR = Not reported due to volume limitations

Statewide, 801,686 PA residents had at least one of these outpatient procedures, and about 16% of residents had several visits, for a total of 972,061 outpatient visits for these 12 procedures for PA residents.

### PA Health Care Cost Containment Council



PHC4's outpatient procedure data, available through its special request program, is an important resource for data users in studying issues such as access to care, cost and reimbursements, community need, and strategic planning.

## Where did Bedford County residents have these outpatient procedures?

Includes data from FY 2014 through FY 2015 to maximize reporting

	Top 3 Facilities	Number (%)		Top 3 Facilities	Number (%)
Colonoscopy with/without Biopsy	UPMC Bedford	1,446 (47.8%)	Removal of Bunion and Repair of Toe Deformity	UPMC Bedford	39 (36.4%)
	Allegheny Reg Endoscopy	656 (21.7%)		UPMC Altoona SC	21 (19.6%)
	Nason	370 (12.2%)		* See footnote	18 (16.8%)
Disintegration of Kidney Stones using Shock Waves	UPMC Bedford	77 (73.3%)	Removal of Cataract and Insertion of Lens	UPMC Bedford	618 (40.1%)
	UPMC Altoona	13 (12.4%)		Laurel Laser/Altoona	606 (39.4%)
	Conemaugh Memorial	9 (8.6%)		Nason	163 (10.6%)
Incision and Drainage of Ear Drum	UPMC Bedford	77 (48.7%)	Removal of Gallbladder and/or Gallstones	UPMC Bedford	144 (38.2%)
	UPMC Altoona SC	21 (13.3%)		Nason	117 (31.0%)
	Advanced Center Surgery	16 (10.1%)		UPMC Altoona	64 (17.0%)
Injection of Spine for Pain Management	Allegheny SC	552 (75.0%)	Removal of Tonsils and Adenoids	UPMC Bedford	157 (56.1%)
	Center for Surgical Arts	59 (8.0%)		UPMC Altoona	44 (15.7%)
	Conemaugh Memorial	52 (7.1%)		Conemaugh Memorial	18 (6.4%)
Release of Carpal Tunnel and Other Nerves in Arms/Legs	Advanced Center Surgery	95 (27.0%)	Repair of Hernia in Groin	UPMC Bedford	120 (50.4%)
	UPMC Bedford	67 (19.0%)		Nason	57 (23.9%)
	UPMC Altoona SC	63 (17.9%)		UPMC Altoona	20 (8.4%)
Removal of Breast Tumor or Partial Mastectomy	UPMC Bedford	40 (27.6%)	Repair of Torn Knee Cartilage	Advanced Center Surgery	131 (43.4%)
	Windber	37 (25.5%)		Nason	45 (14.9%)
	Nason	28 (19.3%)		UPMC Altoona SC	43 (14.2%)

NR = Not reported due to volume limitations

\* Advanced Center Surgery and Nason were tied at 18.

NA = Not applicable

SC = Surgical/Surgery Center

## Common outpatient procedures among county residents, by anticipated payer in FY 2015

	Medicare	Medicaid	Commercial	Other*
Colonoscopy with/without Biopsy	38.9%	7.7%	40.9%	12.5%
Disintegration of Kidney Stones using Shock Waves	23.2%	17.9%	35.7%	23.2%
Incision and Drainage of Ear Drum	8.5%	35.4%	48.8%	7.3%
Injection of Spine for Pain Management	33.9%	14.4%	48.2%	3.5%
Release of Carpal Tunnel and Other Nerves in Arms/Legs	37.2%	6.6%	50.3%	6.0%
Removal of Breast Tumor or Partial Mastectomy	40.9%	9.1%	42.4%	7.6%
Removal of Bunion and Repair of Toe Deformity	40.7%	NR	50.0%	NR
Removal of Cataract and Insertion of Lens	77.3%	1.5%	17.3%	3.9%
Removal of Gallbladder and/or Gallstones	20.0%	15.0%	57.2%	7.8%
Removal of Tonsils and Adenoids	NR	51.4%	40.7%	NR
Repair of Hernia in Groin	32.6%	11.4%	46.2%	9.8%
Repair of Torn Knee Cartilage	23.3%	7.3%	62.7%	6.7%

\* Other government, self-pay, and unknown payer.

NR= Not reported due to volume limitations

*Want to know what Medicare pays health care facilities in PA for common outpatient services such as cataract surgery or biopsies? Then visit PHC4's website at [www.phc4.org](http://www.phc4.org) and click on the interactive database of Medicare Payment Information for Common Outpatient Services.*

### About PHC4

Created by the PA General Assembly in 1986, the PA Health Care Cost Containment Council (PHC4) is an independent state agency charged with collecting, analyzing and reporting information that can be used to improve the quality and restrain the cost of health care in the state. Today, PHC4 is a recognized national leader in public health care reporting. More than 840,000 public reports on patient treatment results are downloaded from the PHC4 website each year, and nearly 100 organizations and individuals annually utilize PHC4's special requests process to access and use data. PHC4 is governed by a 25-member board of directors, representing business, labor, consumers, health care providers, insurers and state government.

Joe Martin, Executive Director  
225 Market Street, Suite 400, Harrisburg, PA 17101  
717-232-6787 • [www.phc4.org](http://www.phc4.org)





# Berks County



## Common Outpatient Procedures for Berks County Residents in FY 2015

This brief focuses on 12 outpatient procedures commonly performed in Pennsylvania, with specific data shown for Berks County.

**1 in 14 County Residents.** In FY 2015, 30,027 (1 in 14) Berks County residents underwent at least one of the following 12 common outpatient procedures in a Pennsylvania (PA) facility. Some of these residents had multiple outpatient visits, for a total of 37,403 visits for these procedures.

Common Outpatient Procedures	Procedure Count for County Residents	% Freestanding Ambulatory Center	% Hospital Outpatient Department	Procedure Rate per 10,000 Residents	
				County Rate	State Rate
Colonoscopy with/without Biopsy	14,978	87.6%	12.4%	362.1	335.8
Disintegration of Kidney Stones using Shock Waves	744	40.6%	59.4%	18.0	16.6
Incision and Drainage of Ear Drum	682	55.0%	45.0%	16.5	15.7
Injection of Spine for Pain Management	7,493	72.8%	27.2%	181.1	111.5
Release of Carpal Tunnel and Other Nerves in Arms/Legs	1,181	77.9%	22.1%	28.5	29.8
Removal of Breast Tumor or Partial Mastectomy	629	34.7%	65.3%	15.2	13.0
Removal of Bunion and Repair of Toe Deformity	709	77.4%	22.6%	17.1	10.9
Removal of Cataract and Insertion of Lens	7,729	94.7%	5.3%	186.8	149.5
Removal of Gallbladder and/or Gallstones	648	1.5%	98.5%	15.7	18.9
Removal of Tonsils and Adenoids	791	42.4%	57.6%	19.1	16.1
Repair of Hernia in Groin	815	22.9%	77.1%	19.7	17.9
Repair of Torn Knee Cartilage	1,071	45.0%	55.0%	25.9	27.6

These procedures were defined using the Agency for Healthcare Research and Quality's Clinical Classifications Software. Outpatient procedures that were incorporated into inpatient records (e.g., outpatient diagnostic services for patients admitted to the hospital within 3 days of their outpatient visit) were not included here. NR = Not reported due to volume limitations

Statewide, 801,686 PA residents had at least one of these outpatient procedures, and about 16% of residents had several visits, for a total of 972,061 outpatient visits for these 12 procedures for PA residents.

### PA Health Care Cost Containment Council



PHC4's outpatient procedure data, available through its special request program, is an important resource for data users in studying issues such as access to care, cost and reimbursements, community need, and strategic planning.

## Where did Berks County residents have these outpatient procedures?

Includes data from FY 2014 through FY 2015 to maximize reporting

	Top 3 Facilities	Number (%)		Top 3 Facilities	Number (%)
Colonoscopy with/without Biopsy	Berks Digestive Health	17,288 (62.1%)	Removal of Bunion and Repair of Toe Deformity	Reading SC/Spring Ridge	568 (40.3%)
	Reading SC/Spring Ridge	1,766 (6.3%)		Reading ASC	287 (20.4%)
	Pottstown SC	1,107 (4.0%)		Premier Podiatric SC	160 (11.4%)
Disintegration of Kidney Stones using Shock Waves	Berks Urologic SC	607 (42.5%)	Removal of Cataract and Insertion of Lens	Berkshire Eye SC	5,353 (35.7%)
	Reading	405 (28.3%)		PA Eye & Ear SC	3,864 (25.8%)
	St Joseph/Reading	105 (7.3%)		State Hill SC	1,784 (11.9%)
Incision and Drainage of Ear Drum	PA Eye & Ear SC	576 (42.0%)	Removal of Gallbladder and/or Gallstones	Reading	493 (39.0%)
	Surg Institute of Reading	358 (26.1%)		St Joseph/Reading	303 (24.0%)
	Reading SC/Spring Ridge	74 (5.4%)		Surg Institute of Reading	179 (14.2%)
Injection of Spine for Pain Management	Reading ASC	5,906 (39.6%)	Removal of Tonsils and Adenoids	Surg Institute of Reading	652 (38.7%)
	Wyomissing Surgical Serv	3,750 (25.1%)		PA Eye & Ear SC	525 (31.1%)
	Surg Institute of Reading	2,164 (14.5%)		Reading SC/Spring Ridge	94 (5.6%)
Release of Carpal Tunnel and Other Nerves in Arms/Legs	Reading SC/Spring Ridge	959 (38.2%)	Repair of Hernia in Groin	Surg Institute of Reading	398 (25.5%)
	Reading ASC	540 (21.5%)		Reading	283 (18.2%)
	SC of Allentown	172 (6.9%)		St Joseph/Reading	229 (14.7%)
Removal of Breast Tumor or Partial Mastectomy	Reading SC/Spring Ridge	359 (29.4%)	Repair of Torn Knee Cartilage	Reading ASC	418 (19.4%)
	Reading	304 (24.9%)		Surg Institute of Reading	391 (18.1%)
	St Joseph/Reading	196 (16.1%)		Reading	336 (15.6%)

NR = Not reported due to volume limitations

NA = Not applicable

SC = Surgical/Surgery Center

## Common outpatient procedures among county residents, by anticipated payer in FY 2015

	Medicare	Medicaid	Commercial	Other*
Colonoscopy with/without Biopsy	32.4%	5.2%	59.3%	3.0%
Disintegration of Kidney Stones using Shock Waves	28.1%	6.3%	62.2%	3.4%
Incision and Drainage of Ear Drum	13.8%	15.4%	67.2%	3.7%
Injection of Spine for Pain Management	41.6%	4.6%	52.1%	1.7%
Release of Carpal Tunnel and Other Nerves in Arms/Legs	30.4%	3.9%	63.8%	1.9%
Removal of Breast Tumor or Partial Mastectomy	31.2%	6.0%	61.4%	1.4%
Removal of Bunion and Repair of Toe Deformity	30.0%	4.5%	64.6%	0.8%
Removal of Cataract and Insertion of Lens	64.8%	2.7%	31.1%	1.4%
Removal of Gallbladder and/or Gallstones	22.2%	14.8%	61.0%	2.0%
Removal of Tonsils and Adenoids	3.4%	16.6%	77.9%	2.1%
Repair of Hernia in Groin	26.9%	8.5%	62.0%	2.7%
Repair of Torn Knee Cartilage	13.7%	4.0%	80.7%	1.6%

\* Other government, self-pay, and unknown payer.

NR= Not reported due to volume limitations

Want to know what Medicare pays health care facilities in PA for common outpatient services such as cataract surgery or biopsies? Then visit PHC4's website at [www.phc4.org](http://www.phc4.org) and click on the interactive database of Medicare Payment Information for Common Outpatient Services.

### About PHC4

Created by the PA General Assembly in 1986, the PA Health Care Cost Containment Council (PHC4) is an independent state agency charged with collecting, analyzing and reporting information that can be used to improve the quality and restrain the cost of health care in the state. Today, PHC4 is a recognized national leader in public health care reporting. More than 840,000 public reports on patient treatment results are downloaded from the PHC4 website each year, and nearly 100 organizations and individuals annually utilize PHC4's special requests process to access and use data. PHC4 is governed by a 25-member board of directors, representing business, labor, consumers, health care providers, insurers and state government.

Joe Martin, Executive Director  
225 Market Street, Suite 400, Harrisburg, PA 17101  
717-232-6787 • [www.phc4.org](http://www.phc4.org)



# Blair County

## Common Outpatient Procedures for Blair County Residents in FY 2015



This brief focuses on 12 outpatient procedures commonly performed in Pennsylvania, with specific data shown for Blair County.

**1 in 14 County Residents.** In FY 2015, 8,866 (1 in 14) Blair County residents underwent at least one of the following 12 common outpatient procedures in a Pennsylvania (PA) facility. Some of these residents had multiple outpatient visits, for a total of 10,914 visits for these procedures.

Common Outpatient Procedures	Procedure Count for County Residents	% Freestanding Ambulatory Center	% Hospital Outpatient Department	Procedure Rate per 10,000 Residents	
				County Rate	State Rate
Colonoscopy with/without Biopsy	4,227	58.1%	41.9%	335.6	335.8
Disintegration of Kidney Stones using Shock Waves	206	16.5%	83.5%	16.4	16.6
Incision and Drainage of Ear Drum	313	57.5%	42.5%	24.9	15.7
Injection of Spine for Pain Management	1,711	96.7%	3.3%	135.8	111.5
Release of Carpal Tunnel and Other Nerves in Arms/Legs	474	79.3%	20.7%	37.6	29.8
Removal of Breast Tumor or Partial Mastectomy	168	4.8%	95.2%	13.3	13.0
Removal of Bunion and Repair of Toe Deformity	122	55.7%	44.3%	9.7	10.9
Removal of Cataract and Insertion of Lens	2,136	89.2%	10.8%	169.6	149.5
Removal of Gallbladder and/or Gallstones	486	1.0%	99.0%	38.6	18.9
Removal of Tonsils and Adenoids	431	42.2%	57.8%	34.2	16.1
Repair of Hernia in Groin	280	5.7%	94.3%	22.2	17.9
Repair of Torn Knee Cartilage	463	81.9%	18.1%	36.8	27.6

These procedures were defined using the Agency for Healthcare Research and Quality's Clinical Classifications Software. Outpatient procedures that were incorporated into inpatient records (e.g., outpatient diagnostic services for patients admitted to the hospital within 3 days of their outpatient visit) were not included here. NR = Not reported due to volume limitations

Statewide, 801,686 PA residents had at least one of these outpatient procedures, and about 16% of residents had several visits, for a total of 972,061 outpatient visits for these 12 procedures for PA residents.

### PA Health Care Cost Containment Council



PHC4's outpatient procedure data, available through its special request program, is an important resource for data users in studying issues such as access to care, cost and reimbursements, community need, and strategic planning.

## Where did Blair County residents have these outpatient procedures?

Includes data from FY 2014 through FY 2015 to maximize reporting

	Top 3 Facilities	Number (%)		Top 3 Facilities	Number (%)
Colonoscopy with/without Biopsy	Allegheny Reg Endoscopy	4,640 (55.8%)	Removal of Bunion and Repair of Toe Deformity	UPMC Altoona SC	113 (41.2%)
	UPMC Altoona	1,374 (16.5%)		Nason	60 (21.9%)
	Nason	1,353 (16.3%)		Advanced Center Surgery	45 (16.4%)
Disintegration of Kidney Stones using Shock Waves	UPMC Altoona	249 (60.4%)	Removal of Cataract and Insertion of Lens	Laurel Laser/Altoona	2,635 (60.2%)
	UPMC Bedford	62 (15.0%)		UPMC Altoona SC	1,191 (27.2%)
	Mount Nittany SC	41 (10.0%)		Nason	212 (4.8%)
Incision and Drainage of Ear Drum	UPMC Altoona	180 (29.1%)	Removal of Gallbladder and/or Gallstones	UPMC Altoona	675 (68.9%)
	UPMC Altoona SC	168 (27.1%)		Nason	226 (23.1%)
	Advanced Center Surgery	151 (24.4%)		Tyrone	44 (4.5%)
Injection of Spine for Pain Management	Allegheny SC	3,109 (88.9%)	Removal of Tonsils and Adenoids	UPMC Altoona	395 (47.9%)
	Center for Surgical Arts	186 (5.3%)		Advanced Center Surgery	199 (24.1%)
	* See footnote	36 (1.0%)		UPMC Altoona SC	101 (12.2%)
Release of Carpal Tunnel and Other Nerves in Arms/Legs	UPMC Altoona SC	320 (35.8%)	Repair of Hernia in Groin	UPMC Altoona	346 (64.6%)
	Advanced Center Surgery	297 (33.2%)		Nason	90 (16.8%)
	Nason	80 (8.9%)		Children's Hosp Pgh/UPMC	28 (5.2%)
Removal of Breast Tumor or Partial Mastectomy	UPMC Altoona	151 (39.2%)	Repair of Torn Knee Cartilage	Advanced Center Surgery	426 (46.8%)
	Tyrone	81 (21.0%)		UPMC Altoona SC	249 (27.4%)
	Nason	56 (14.5%)		Tyrone	75 (8.2%)

NR = Not reported due to volume limitations

NA = Not applicable

SC = Surgical/Surgery Center

\* Geisinger Gray's Woods and UPMC Altoona were tied at 36.

## Common outpatient procedures among county residents, by anticipated payer in FY 2015

	Medicare	Medicaid	Commercial	Other*
Colonoscopy with/without Biopsy	37.2%	5.3%	43.0%	14.4%
Disintegration of Kidney Stones using Shock Waves	28.6%	8.3%	56.8%	6.3%
Incision and Drainage of Ear Drum	4.2%	47.9%	43.5%	4.5%
Injection of Spine for Pain Management	43.8%	11.5%	40.7%	4.1%
Release of Carpal Tunnel and Other Nerves in Arms/Legs	34.6%	9.5%	48.9%	7.0%
Removal of Breast Tumor or Partial Mastectomy	43.5%	NR	48.2%	NR
Removal of Bunion and Repair of Toe Deformity	44.3%	NR	45.1%	NR
Removal of Cataract and Insertion of Lens	77.3%	1.3%	18.4%	2.9%
Removal of Gallbladder and/or Gallstones	27.8%	14.6%	51.4%	6.2%
Removal of Tonsils and Adenoids	4.4%	44.1%	46.6%	4.9%
Repair of Hernia in Groin	35.0%	11.4%	46.8%	6.8%
Repair of Torn Knee Cartilage	23.8%	9.1%	62.9%	4.3%

\* Other government, self-pay, and unknown payer.

NR= Not reported due to volume limitations

*Want to know what Medicare pays health care facilities in PA for common outpatient services such as cataract surgery or biopsies? Then visit PHC4's website at [www.phc4.org](http://www.phc4.org) and click on the interactive database of Medicare Payment Information for Common Outpatient Services.*

### About PHC4

Created by the PA General Assembly in 1986, the PA Health Care Cost Containment Council (PHC4) is an independent state agency charged with collecting, analyzing and reporting information that can be used to improve the quality and restrain the cost of health care in the state. Today, PHC4 is a recognized national leader in public health care reporting. More than 840,000 public reports on patient treatment results are downloaded from the PHC4 website each year, and nearly 100 organizations and individuals annually utilize PHC4's special requests process to access and use data. PHC4 is governed by a 25-member board of directors, representing business, labor, consumers, health care providers, insurers and state government.

Joe Martin, Executive Director  
225 Market Street, Suite 400, Harrisburg, PA 17101  
717-232-6787 • [www.phc4.org](http://www.phc4.org)



# Bradford County

## Common Outpatient Procedures for Bradford County Residents in FY 2015

Bradford  
County

This brief focuses on 12 outpatient procedures commonly performed in Pennsylvania, with specific data shown for Bradford County.

**1 in 16 County Residents.** In FY 2015, 3,780 (1 in 16) Bradford County residents underwent at least one of the following 12 common outpatient procedures in a Pennsylvania (PA) facility. Some of these residents had multiple outpatient visits, for a total of 4,534 visits for these procedures.

Common Outpatient Procedures	Procedure Count for County Residents	% Freestanding Ambulatory Center	% Hospital Outpatient Department	Procedure Rate per 10,000 Residents	
				County Rate	State Rate
Colonoscopy with/without Biopsy	2,088	61.2%	38.8%	338.0	335.8
Disintegration of Kidney Stones using Shock Waves	72	8.3%	91.7%	11.7	16.6
Incision and Drainage of Ear Drum	184	2.2%	97.8%	29.8	15.7
Injection of Spine for Pain Management	376	5.1%	94.9%	60.9	111.5
Release of Carpal Tunnel and Other Nerves in Arms/Legs	188	3.7%	96.3%	30.4	29.8
Removal of Breast Tumor or Partial Mastectomy	84	0.0%	100.0%	13.6	13.0
Removal of Bunion and Repair of Toe Deformity	55	5.5%	94.5%	8.9	10.9
Removal of Cataract and Insertion of Lens	951	5.0%	95.0%	153.9	149.5
Removal of Gallbladder and/or Gallstones	115	0.0%	100.0%	18.6	18.9
Removal of Tonsils and Adenoids	201	0.0%	100.0%	32.5	16.1
Repair of Hernia in Groin	114	1.8%	98.2%	18.5	17.9
Repair of Torn Knee Cartilage	165	1.2%	98.8%	26.7	27.6

These procedures were defined using the Agency for Healthcare Research and Quality's Clinical Classifications Software. Outpatient procedures that were incorporated into inpatient records (e.g., outpatient diagnostic services for patients admitted to the hospital within 3 days of their outpatient visit) were not included here. NR = Not reported due to volume limitations

Statewide, 801,686 PA residents had at least one of these outpatient procedures, and about 16% of residents had several visits, for a total of 972,061 outpatient visits for these 12 procedures for PA residents.

### PA Health Care Cost Containment Council



PHC4's outpatient procedure data, available through its special request program, is an important resource for data users in studying issues such as access to care, cost and reimbursements, community need, and strategic planning.

## Where did Bradford County residents have these outpatient procedures?

Includes data from FY 2014 through FY 2015 to maximize reporting

	Top 3 Facilities	Number (%)		Top 3 Facilities	Number (%)
Colonoscopy with/without Biopsy	Robert Packer Endoscopy	2,558 (61.9%)	Removal of Bunion and Repair of Toe Deformity	Robert Packer	51 (51.0%)
	Guthrie Towanda Memorial	683 (16.5%)		Guthrie Towanda Memorial	23 (23.0%)
	Robert Packer	457 (11.1%)		Endless Mountains	13 (13.0%)
Disintegration of Kidney Stones using Shock Waves	Robert Packer	83 (76.1%)	Removal of Cataract and Insertion of Lens	Robert Packer	1,842 (93.9%)
	Divine Providence	6 (5.5%)		SC Central PA	58 (3.0%)
	NR	<5 (NR)		NEI AS	23 (1.2%)
Incision and Drainage of Ear Drum	Robert Packer	271 (72.5%)	Removal of Gallbladder and/or Gallstones	Robert Packer	136 (54.8%)
	Troy Community	45 (12.0%)		Guthrie Towanda Memorial	56 (22.6%)
	Guthrie Towanda Memorial	26 (7.0%)		Troy Community	33 (13.3%)
Injection of Spine for Pain Management	Robert Packer	629 (73.1%)	Removal of Tonsils and Adenoids	Robert Packer	311 (72.5%)
	Guthrie Towanda Memorial	119 (13.8%)		Guthrie Towanda Memorial	65 (15.2%)
	Troy Community	41 (4.8%)		Troy Community	37 (8.6%)
Release of Carpal Tunnel and Other Nerves in Arms/Legs	Robert Packer	206 (59.9%)	Repair of Hernia in Groin	Robert Packer	124 (53.7%)
	Troy Community	61 (17.7%)		Guthrie Towanda Memorial	37 (16.0%)
	Guthrie Towanda Memorial	39 (11.3%)		Troy Community	35 (15.2%)
Removal of Breast Tumor or Partial Mastectomy	Robert Packer	131 (82.9%)	Repair of Torn Knee Cartilage	Robert Packer	180 (63.2%)
	Divine Providence	9 (5.7%)		Guthrie Towanda Memorial	43 (15.1%)
	NR	<5 (NR)		Endless Mountains	19 (6.7%)

NR = Not reported due to volume limitations

NA = Not applicable

SC = Surgical/Surgery Center

## Common outpatient procedures among county residents, by anticipated payer in FY 2015

	Medicare	Medicaid	Commercial	Other*
Colonoscopy with/without Biopsy	37.3%	6.8%	51.5%	4.4%
Disintegration of Kidney Stones using Shock Waves	33.3%	NR	58.3%	NR
Incision and Drainage of Ear Drum	NR	33.2%	58.7%	NR
Injection of Spine for Pain Management	51.9%	8.2%	37.2%	2.7%
Release of Carpal Tunnel and Other Nerves in Arms/Legs	34.6%	NR	55.3%	NR
Removal of Breast Tumor or Partial Mastectomy	44.0%	NR	47.6%	NR
Removal of Bunion and Repair of Toe Deformity	30.9%	NR	58.2%	NR
Removal of Cataract and Insertion of Lens	70.0%	2.3%	26.5%	1.2%
Removal of Gallbladder and/or Gallstones	22.6%	13.0%	53.9%	10.4%
Removal of Tonsils and Adenoids	NR	32.8%	63.7%	NR
Repair of Hernia in Groin	29.8%	NR	57.9%	NR
Repair of Torn Knee Cartilage	26.1%	9.7%	59.4%	4.8%

\* Other government, self-pay, and unknown payer.

NR= Not reported due to volume limitations

*Want to know what Medicare pays health care facilities in PA for common outpatient services such as cataract surgery or biopsies? Then visit PHC4's website at [www.phc4.org](http://www.phc4.org) and click on the interactive database of Medicare Payment Information for Common Outpatient Services.*

### About PHC4

Created by the PA General Assembly in 1986, the PA Health Care Cost Containment Council (PHC4) is an independent state agency charged with collecting, analyzing and reporting information that can be used to improve the quality and restrain the cost of health care in the state. Today, PHC4 is a recognized national leader in public health care reporting. More than 840,000 public reports on patient treatment results are downloaded from the PHC4 website each year, and nearly 100 organizations and individuals annually utilize PHC4's special requests process to access and use data. PHC4 is governed by a 25-member board of directors, representing business, labor, consumers, health care providers, insurers and state government.

Joe Martin, Executive Director  
225 Market Street, Suite 400, Harrisburg, PA 17101  
717-232-6787 • [www.phc4.org](http://www.phc4.org)





# Bucks County



## Common Outpatient Procedures for Bucks County Residents in FY 2015

This brief focuses on 12 outpatient procedures commonly performed in Pennsylvania, with specific data shown for Bucks County.

**1 in 15 County Residents.** In FY 2015, 40,870 (1 in 15) Bucks County residents underwent at least one of the following 12 common outpatient procedures in a Pennsylvania (PA) facility. Some of these residents had multiple outpatient visits, for a total of 51,233 visits for these procedures.

Common Outpatient Procedures	Procedure Count for County Residents	% Freestanding Ambulatory Center	% Hospital Outpatient Department	Procedure Rate per 10,000 Residents	
				County Rate	State Rate
Colonoscopy with/without Biopsy	20,782	67.3%	32.7%	331.6	335.8
Disintegration of Kidney Stones using Shock Waves	1,016	38.7%	61.3%	16.2	16.6
Incision and Drainage of Ear Drum	1,033	67.8%	32.2%	16.5	15.7
Injection of Spine for Pain Management	12,065	61.0%	39.0%	192.5	111.5
Release of Carpal Tunnel and Other Nerves in Arms/Legs	1,573	27.4%	72.6%	25.1	29.8
Removal of Breast Tumor or Partial Mastectomy	727	28.9%	71.1%	11.6	13.0
Removal of Bunion and Repair of Toe Deformity	552	46.4%	53.6%	8.8	10.9
Removal of Cataract and Insertion of Lens	9,019	95.3%	4.7%	143.9	149.5
Removal of Gallbladder and/or Gallstones	636	0.2%	99.8%	10.1	18.9
Removal of Tonsils and Adenoids	878	49.9%	50.1%	14.0	16.1
Repair of Hernia in Groin	1,136	12.0%	88.0%	18.1	17.9
Repair of Torn Knee Cartilage	1,976	38.4%	61.6%	31.5	27.6

These procedures were defined using the Agency for Healthcare Research and Quality's Clinical Classifications Software. Outpatient procedures that were incorporated into inpatient records (e.g., outpatient diagnostic services for patients admitted to the hospital within 3 days of their outpatient visit) were not included here. NR = Not reported due to volume limitations

Statewide, 801,686 PA residents had at least one of these outpatient procedures, and about 16% of residents had several visits, for a total of 972,061 outpatient visits for these 12 procedures for PA residents.

### PA Health Care Cost Containment Council



PHC4's outpatient procedure data, available through its special request program, is an important resource for data users in studying issues such as access to care, cost and reimbursements, community need, and strategic planning.

## Where did Bucks County residents have these outpatient procedures?

Includes data from FY 2014 through FY 2015 to maximize reporting

	Top 3 Facilities	Number (%)		Top 3 Facilities	Number (%)
Colonoscopy with/without Biopsy	Doylestown	9,851 (23.3%)	Removal of Bunion and Repair of Toe Deformity	St Mary	210 (17.3%)
	Endoscopy Center of Bucks	7,211 (17.1%)		Doylestown Hospital SC	153 (12.6%)
	Bucks County GI Endo SC	3,334 (7.9%)		ASC St. Mary	121 (10.0%)
Disintegration of Kidney Stones using Shock Waves	Langhorne SC	455 (23.0%)	Removal of Cataract and Insertion of Lens	Tri-County Eye Surgery	5,207 (28.6%)
	St Mary	451 (22.8%)		Wills SC Bucks County	2,408 (13.2%)
	Aria Health	265 (13.4%)		ASC St. Mary	2,070 (11.4%)
Incision and Drainage of Ear Drum	ASC Bucks County	629 (30.3%)	Removal of Gallbladder and/or Gallstones	St Mary	535 (40.7%)
	ASC St. Mary	463 (22.3%)		Aria Health	194 (14.8%)
	St Christopher's Children	220 (10.6%)		Abington Memorial	134 (10.2%)
Injection of Spine for Pain Management	St Mary	5,170 (22.0%)	Removal of Tonsils and Adenoids	ASC St. Mary	456 (26.3%)
	Langhorne SC	3,940 (16.7%)		Doylestown	255 (14.7%)
	Aria Health	2,232 (9.5%)		ASC Bucks County	232 (13.4%)
Release of Carpal Tunnel and Other Nerves in Arms/Legs	St Mary	1,309 (41.4%)	Repair of Hernia in Groin	St Mary	606 (25.6%)
	New Britain SC	402 (12.7%)		Doylestown	445 (18.8%)
	Aria Health	197 (6.2%)		Aria Health	303 (12.8%)
Removal of Breast Tumor or Partial Mastectomy	St Mary	323 (20.8%)	Repair of Torn Knee Cartilage	St Mary	783 (19.6%)
	Holy Redeemer	199 (12.8%)		Doylestown	594 (14.8%)
	Doylestown Hospital SC	132 (8.5%)		Doylestown Hospital SC	458 (11.4%)

NR = Not reported due to volume limitations

NA = Not applicable

SC = Surgical/Surgery Center

## Common outpatient procedures among county residents, by anticipated payer in FY 2015

	Medicare	Medicaid	Commercial	Other*
Colonoscopy with/without Biopsy	26.4%	2.6%	68.3%	2.8%
Disintegration of Kidney Stones using Shock Waves	26.1%	2.6%	68.1%	3.2%
Incision and Drainage of Ear Drum	4.0%	15.7%	67.2%	13.2%
Injection of Spine for Pain Management	41.9%	3.0%	52.0%	3.1%
Release of Carpal Tunnel and Other Nerves in Arms/Legs	34.5%	3.9%	57.5%	4.1%
Removal of Breast Tumor or Partial Mastectomy	33.4%	3.2%	59.4%	4.0%
Removal of Bunion and Repair of Toe Deformity	30.1%	1.3%	63.0%	5.6%
Removal of Cataract and Insertion of Lens	65.7%	1.6%	30.2%	2.6%
Removal of Gallbladder and/or Gallstones	20.6%	5.8%	68.9%	4.7%
Removal of Tonsils and Adenoids	0.9%	15.9%	72.4%	10.7%
Repair of Hernia in Groin	27.4%	3.7%	64.3%	4.6%
Repair of Torn Knee Cartilage	14.2%	1.7%	77.9%	6.2%

\* Other government, self-pay, and unknown payer.

NR= Not reported due to volume limitations

Want to know what Medicare pays health care facilities in PA for common outpatient services such as cataract surgery or biopsies? Then visit PHC4's website at [www.phc4.org](http://www.phc4.org) and click on the interactive database of Medicare Payment Information for Common Outpatient Services.

### About PHC4

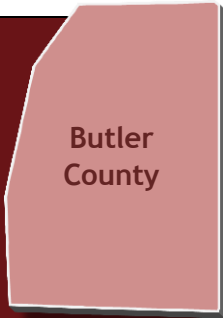
Created by the PA General Assembly in 1986, the PA Health Care Cost Containment Council (PHC4) is an independent state agency charged with collecting, analyzing and reporting information that can be used to improve the quality and restrain the cost of health care in the state. Today, PHC4 is a recognized national leader in public health care reporting. More than 840,000 public reports on patient treatment results are downloaded from the PHC4 website each year, and nearly 100 organizations and individuals annually utilize PHC4's special requests process to access and use data. PHC4 is governed by a 25-member board of directors, representing business, labor, consumers, health care providers, insurers and state government.

Joe Martin, Executive Director  
225 Market Street, Suite 400, Harrisburg, PA 17101  
717-232-6787 • [www.phc4.org](http://www.phc4.org)



# Butler County

## Common Outpatient Procedures for Butler County Residents in FY 2015



Butler  
County

This brief focuses on 12 outpatient procedures commonly performed in Pennsylvania, with specific data shown for Butler County.

**1 in 14 County Residents.** In FY 2015, 13,708 (1 in 14) Butler County residents underwent at least one of the following 12 common outpatient procedures in a Pennsylvania (PA) facility. Some of these residents had multiple outpatient visits, for a total of 16,394 visits for these procedures.

Common Outpatient Procedures	Procedure Count for County Residents	% Freestanding Ambulatory Center	% Hospital Outpatient Department	Procedure Rate per 10,000 Residents	
				County Rate	State Rate
Colonoscopy with/without Biopsy	7,219	58.1%	41.9%	388.2	335.8
Disintegration of Kidney Stones using Shock Waves	437	27.5%	72.5%	23.5	16.6
Incision and Drainage of Ear Drum	356	69.1%	30.9%	19.1	15.7
Injection of Spine for Pain Management	1,243	12.1%	87.9%	66.8	111.5
Release of Carpal Tunnel and Other Nerves in Arms/Legs	1,057	58.8%	41.2%	56.8	29.8
Removal of Breast Tumor or Partial Mastectomy	259	7.3%	92.7%	13.9	13.0
Removal of Bunion and Repair of Toe Deformity	268	66.0%	34.0%	14.4	10.9
Removal of Cataract and Insertion of Lens	3,452	87.2%	12.8%	185.6	149.5
Removal of Gallbladder and/or Gallstones	723	12.7%	87.3%	38.9	18.9
Removal of Tonsils and Adenoids	429	47.3%	52.7%	23.1	16.1
Repair of Hernia in Groin	380	20.0%	80.0%	20.4	17.9
Repair of Torn Knee Cartilage	654	17.3%	82.7%	35.2	27.6

These procedures were defined using the Agency for Healthcare Research and Quality's Clinical Classifications Software. Outpatient procedures that were incorporated into inpatient records (e.g., outpatient diagnostic services for patients admitted to the hospital within 3 days of their outpatient visit) were not included here. NR = Not reported due to volume limitations

Statewide, 801,686 PA residents had at least one of these outpatient procedures, and about 16% of residents had several visits, for a total of 972,061 outpatient visits for these 12 procedures for PA residents.

### PA Health Care Cost Containment Council



PHC4's outpatient procedure data, available through its special request program, is an important resource for data users in studying issues such as access to care, cost and reimbursements, community need, and strategic planning.

## Where did Butler County residents have these outpatient procedures?

Includes data from FY 2014 through FY 2015 to maximize reporting

	Top 3 Facilities	Number (%)		Top 3 Facilities	Number (%)
Colonoscopy with/without Biopsy	SC at Benbrook	6,237 (43.4%)	Removal of Bunion and Repair of Toe Deformity	SC at Benbrook	297 (52.9%)
	UPMC Passavant	3,395 (23.6%)		UPMC Passavant	67 (11.9%)
	Butler Memorial	1,027 (7.1%)		UPMC St. Margaret OP Ctr	47 (8.4%)
Disintegration of Kidney Stones using Shock Waves	SC at Benbrook	222 (28.4%)	Removal of Cataract and Insertion of Lens	SC at Benbrook	3,528 (53.2%)
	Butler Memorial	172 (22.0%)		SC Cranberry	1,201 (18.1%)
	UPMC Passavant	154 (19.7%)		Western PA SC	394 (5.9%)
Incision and Drainage of Ear Drum	CHP North SC	438 (60.4%)	Removal of Gallbladder and/or Gallstones	Butler Memorial	780 (54.7%)
	Children's Hosp Pgh/UPMC	110 (15.2%)		UPMC Passavant	237 (16.6%)
	SC at Benbrook	67 (9.2%)		SC at Benbrook	178 (12.5%)
Injection of Spine for Pain Management	Butler Memorial	745 (29.5%)	Removal of Tonsils and Adenoids	CHP North SC	337 (39.0%)
	UPMC Passavant	568 (22.5%)		Children's Hosp Pgh/UPMC	173 (20.0%)
	UPMC Presby Shadyside	162 (6.4%)		SC at Benbrook	97 (11.2%)
Release of Carpal Tunnel and Other Nerves in Arms/Legs	SC at Benbrook	685 (31.7%)	Repair of Hernia in Groin	UPMC Passavant	213 (27.3%)
	Butler Memorial	482 (22.3%)		Butler Memorial	205 (26.2%)
	UPMC St. Margaret OP Ctr	292 (13.5%)		SC at Benbrook	103 (13.2%)
Removal of Breast Tumor or Partial Mastectomy	Butler Memorial	174 (36.6%)	Repair of Torn Knee Cartilage	Butler Memorial	549 (41.1%)
	UPMC Passavant	113 (23.8%)		UPMC Passavant	301 (22.5%)
	Magee Womens/UPMC	59 (12.4%)		Allegheny General	78 (5.8%)

NR = Not reported due to volume limitations

NA = Not applicable

SC = Surgical/Surgery Center

## Common outpatient procedures among county residents, by anticipated payer in FY 2015

	Medicare	Medicaid	Commercial	Other*
Colonoscopy with/without Biopsy	29.0%	3.2%	55.3%	12.5%
Disintegration of Kidney Stones using Shock Waves	30.0%	4.3%	55.1%	10.5%
Incision and Drainage of Ear Drum	1.7%	20.5%	59.6%	18.3%
Injection of Spine for Pain Management	36.4%	6.8%	43.5%	13.4%
Release of Carpal Tunnel and Other Nerves in Arms/Legs	26.5%	5.7%	59.6%	8.2%
Removal of Breast Tumor or Partial Mastectomy	33.2%	5.8%	45.9%	15.1%
Removal of Bunion and Repair of Toe Deformity	22.4%	4.1%	66.8%	6.7%
Removal of Cataract and Insertion of Lens	66.8%	2.4%	26.7%	4.0%
Removal of Gallbladder and/or Gallstones	18.8%	8.2%	60.2%	12.9%
Removal of Tonsils and Adenoids	NR	NR	60.6%	19.8%
Repair of Hernia in Groin	29.7%	6.3%	51.1%	12.9%
Repair of Torn Knee Cartilage	17.0%	3.1%	64.7%	15.3%

\* Other government, self-pay, and unknown payer.

NR= Not reported due to volume limitations

*Want to know what Medicare pays health care facilities in PA for common outpatient services such as cataract surgery or biopsies? Then visit PHC4's website at [www.phc4.org](http://www.phc4.org) and click on the interactive database of Medicare Payment Information for Common Outpatient Services.*

### About PHC4

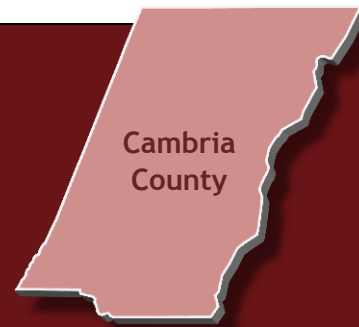
Created by the PA General Assembly in 1986, the PA Health Care Cost Containment Council (PHC4) is an independent state agency charged with collecting, analyzing and reporting information that can be used to improve the quality and restrain the cost of health care in the state. Today, PHC4 is a recognized national leader in public health care reporting. More than 840,000 public reports on patient treatment results are downloaded from the PHC4 website each year, and nearly 100 organizations and individuals annually utilize PHC4's special requests process to access and use data. PHC4 is governed by a 25-member board of directors, representing business, labor, consumers, health care providers, insurers and state government.

Joe Martin, Executive Director  
225 Market Street, Suite 400, Harrisburg, PA 17101  
717-232-6787 • [www.phc4.org](http://www.phc4.org)



# Cambria County

## Common Outpatient Procedures for Cambria County Residents in FY 2015



This brief focuses on 12 outpatient procedures commonly performed in Pennsylvania, with specific data shown for Cambria County.

**1 in 13 County Residents.** In FY 2015, 10,406 (1 in 13) Cambria County residents underwent at least one of the following 12 common outpatient procedures in a Pennsylvania (PA) facility. Some of these residents had multiple outpatient visits, for a total of 12,597 visits for these procedures.

Common Outpatient Procedures	Procedure Count for County Residents	% Freestanding Ambulatory Center	% Hospital Outpatient Department	Procedure Rate per 10,000 Residents	
				County Rate	State Rate
Colonoscopy with/without Biopsy	5,468	12.5%	87.5%	397.0	335.8
Disintegration of Kidney Stones using Shock Waves	255	0.0%	100.0%	18.5	16.6
Incision and Drainage of Ear Drum	284	53.2%	46.8%	20.6	15.7
Injection of Spine for Pain Management	1,396	40.0%	60.0%	101.4	111.5
Release of Carpal Tunnel and Other Nerves in Arms/Legs	597	71.4%	28.6%	43.3	29.8
Removal of Breast Tumor or Partial Mastectomy	200	52.0%	48.0%	14.5	13.0
Removal of Bunion and Repair of Toe Deformity	176	34.1%	65.9%	12.8	10.9
Removal of Cataract and Insertion of Lens	2,702	82.4%	17.6%	196.2	149.5
Removal of Gallbladder and/or Gallstones	394	0.0%	100.0%	28.6	18.9
Removal of Tonsils and Adenoids	324	43.8%	56.2%	23.5	16.1
Repair of Hernia in Groin	327	27.2%	72.8%	23.7	17.9
Repair of Torn Knee Cartilage	543	44.0%	56.0%	39.4	27.6

These procedures were defined using the Agency for Healthcare Research and Quality's Clinical Classifications Software. Outpatient procedures that were incorporated into inpatient records (e.g., outpatient diagnostic services for patients admitted to the hospital within 3 days of their outpatient visit) were not included here. NR = Not reported due to volume limitations

Statewide, 801,686 PA residents had at least one of these outpatient procedures, and about 16% of residents had several visits, for a total of 972,061 outpatient visits for these 12 procedures for PA residents.

### PA Health Care Cost Containment Council



PHC4's outpatient procedure data, available through its special request program, is an important resource for data users in studying issues such as access to care, cost and reimbursements, community need, and strategic planning.

## Where did Cambria County residents have these outpatient procedures?

Includes data from FY 2014 through FY 2015 to maximize reporting

	Top 3 Facilities	Number (%)		Top 3 Facilities	Number (%)
Colonoscopy with/without Biopsy	Conemaugh Memorial	5,136 (48.2%)	Removal of Bunion and Repair of Toe Deformity	Windber	111 (29.6%)
	Windber	2,488 (23.4%)		Lee ASC	60 (16.0%)
	Allegheny Reg Endoscopy	1,134 (10.6%)		UPMC Altoona SC	49 (13.1%)
Disintegration of Kidney Stones using Shock Waves	Conemaugh Memorial	377 (76.2%)	Removal of Cataract and Insertion of Lens	Ophthalmic Associates SC	3,307 (61.2%)
	UPMC Altoona	48 (9.7%)		Laurel Laser/Altoona	784 (14.5%)
	Indiana Regional	36 (7.3%)		Windber	377 (7.0%)
Incision and Drainage of Ear Drum	Lee ASC	186 (32.6%)	Removal of Gallbladder and/or Gallstones	Conemaugh Memorial	533 (66.4%)
	Conemaugh Memorial	159 (27.9%)		UPMC Altoona	134 (16.7%)
	CHP North SC	62 (10.9%)		Windber	60 (7.5%)
Injection of Spine for Pain Management	Conemaugh Memorial	1,208 (44.6%)	Removal of Tonsils and Adenoids	Conemaugh Memorial	186 (29.2%)
	Allegheny SC	949 (35.1%)		Lee ASC	156 (24.5%)
	Indiana Regional	161 (5.9%)		Children's Hosp Pgh/UPMC	81 (12.7%)
Release of Carpal Tunnel and Other Nerves in Arms/Legs	Lee ASC	529 (45.3%)	Repair of Hernia in Groin	Lee ASC	232 (34.8%)
	Conemaugh Memorial	168 (14.4%)		Conemaugh Memorial	189 (28.4%)
	UPMC Altoona SC	94 (8.0%)		UPMC Altoona	97 (14.6%)
Removal of Breast Tumor or Partial Mastectomy	Lee ASC	196 (50.5%)	Repair of Torn Knee Cartilage	Conemaugh Memorial	422 (39.6%)
	Windber	68 (17.5%)		Lee ASC	276 (25.9%)
	Conemaugh Memorial	52 (13.4%)		Advanced Center Surgery	136 (12.8%)

NR = Not reported due to volume limitations

NA = Not applicable

SC = Surgical/Surgery Center

## Common outpatient procedures among county residents, by anticipated payer in FY 2015

	Medicare	Medicaid	Commercial	Other*
Colonoscopy with/without Biopsy	38.6%	6.5%	50.8%	4.2%
Disintegration of Kidney Stones using Shock Waves	36.5%	11.4%	47.8%	4.3%
Incision and Drainage of Ear Drum	5.6%	48.9%	39.8%	5.6%
Injection of Spine for Pain Management	45.2%	10.7%	41.6%	2.5%
Release of Carpal Tunnel and Other Nerves in Arms/Legs	37.2%	8.0%	50.4%	4.4%
Removal of Breast Tumor or Partial Mastectomy	42.5%	11.0%	41.5%	5.0%
Removal of Bunion and Repair of Toe Deformity	23.3%	9.7%	63.6%	3.4%
Removal of Cataract and Insertion of Lens	59.8%	1.9%	34.8%	3.6%
Removal of Gallbladder and/or Gallstones	22.1%	17.8%	58.6%	1.5%
Removal of Tonsils and Adenoids	NR	33.3%	62.7%	NR
Repair of Hernia in Groin	37.0%	12.8%	48.3%	1.8%
Repair of Torn Knee Cartilage	22.3%	6.6%	67.0%	4.1%

\* Other government, self-pay, and unknown payer.

NR= Not reported due to volume limitations

Want to know what Medicare pays health care facilities in PA for common outpatient services such as cataract surgery or biopsies? Then visit PHC4's website at [www.phc4.org](http://www.phc4.org) and click on the interactive database of Medicare Payment Information for Common Outpatient Services.

### About PHC4

Created by the PA General Assembly in 1986, the PA Health Care Cost Containment Council (PHC4) is an independent state agency charged with collecting, analyzing and reporting information that can be used to improve the quality and restrain the cost of health care in the state. Today, PHC4 is a recognized national leader in public health care reporting. More than 840,000 public reports on patient treatment results are downloaded from the PHC4 website each year, and nearly 100 organizations and individuals annually utilize PHC4's special requests process to access and use data. PHC4 is governed by a 25-member board of directors, representing business, labor, consumers, health care providers, insurers and state government.

Joe Martin, Executive Director  
225 Market Street, Suite 400, Harrisburg, PA 17101  
717-232-6787 • [www.phc4.org](http://www.phc4.org)





# Cameron County



## Common Outpatient Procedures for Cameron County Residents in FY 2015

This brief focuses on 12 outpatient procedures commonly performed in Pennsylvania, with specific data shown for Cameron County.

**1 in 11 County Residents.** In FY 2015, 428 (1 in 11) Cameron County residents underwent at least one of the following 12 common outpatient procedures in a Pennsylvania (PA) facility. Some of these residents had multiple outpatient visits, for a total of 522 visits for these procedures.

Common Outpatient Procedures	Procedure Count for County Residents	% Freestanding Ambulatory Center	% Hospital Outpatient Department	Procedure Rate per 10,000 Residents	
				County Rate	State Rate
Colonoscopy with/without Biopsy	218	17.9%	82.1%	453.7	335.8
Disintegration of Kidney Stones using Shock Waves	<5	NR	NR	NR	16.6
Incision and Drainage of Ear Drum	38	0.0%	100.0%	79.1	15.7
Injection of Spine for Pain Management	23	26.1%	73.9%	47.9	111.5
Release of Carpal Tunnel and Other Nerves in Arms/Legs	24	8.3%	91.7%	49.9	29.8
Removal of Breast Tumor or Partial Mastectomy	5	20.0%	80.0%	10.4	13.0
Removal of Bunion and Repair of Toe Deformity	6	0.0%	100.0%	12.5	10.9
Removal of Cataract and Insertion of Lens	139	87.1%	12.9%	289.3	149.5
Removal of Gallbladder and/or Gallstones	22	0.0%	100.0%	45.8	18.9
Removal of Tonsils and Adenoids	16	0.0%	100.0%	33.3	16.1
Repair of Hernia in Groin	11	9.1%	90.9%	22.9	17.9
Repair of Torn Knee Cartilage	18	27.8%	72.2%	37.5	27.6

These procedures were defined using the Agency for Healthcare Research and Quality's Clinical Classifications Software. Outpatient procedures that were incorporated into inpatient records (e.g., outpatient diagnostic services for patients admitted to the hospital within 3 days of their outpatient visit) were not included here. NR = Not reported due to volume limitations

Statewide, 801,686 PA residents had at least one of these outpatient procedures, and about 16% of residents had several visits, for a total of 972,061 outpatient visits for these 12 procedures for PA residents.

### PA Health Care Cost Containment Council



PHC4's outpatient procedure data, available through its special request program, is an important resource for data users in studying issues such as access to care, cost and reimbursements, community need, and strategic planning.

## Where did Cameron County residents have these outpatient procedures?

Includes data from FY 2014 through FY 2015 to maximize reporting

	Top 3 Facilities	Number (%)		Top 3 Facilities	Number (%)
Colonoscopy with/without Biopsy	Penn Highlands/Elk	148 (33.0%)	Removal of Bunion and Repair of Toe Deformity	Charles Cole Memorial	11 (61.1%)
	Charles Cole Memorial	127 (28.3%)		NR	<5 (NR)
	Penn Highlands Elk SC	76 (16.9%)		NR	<5 (NR)
Disintegration of Kidney Stones using Shock Waves	NR	<5 (NR)	Removal of Cataract and Insertion of Lens	Penn Highlands Elk SC	164 (64.1%)
	NR	<5 (NR)		Laurel Laser/Brookville	56 (21.9%)
	NR	<5 (NR)		Charles Cole Memorial	11 (4.3%)
Incision and Drainage of Ear Drum	Penn Highlands/DuBois	64 (92.8%)	Removal of Gallbladder and/or Gallstones	Penn Highlands/Elk	31 (58.5%)
	NR	<5 (NR)		Penn Highlands/DuBois	12 (22.6%)
	NR	<5 (NR)		Charles Cole Memorial	7 (13.2%)
Injection of Spine for Pain Management	Charles Cole Memorial	19 (55.9%)	Removal of Tonsils and Adenoids	Penn Highlands/DuBois	20 (60.6%)
	NR	<5 (NR)		Charles Cole Memorial	8 (24.2%)
	NR	<5 (NR)		NR	<5 (NR)
Release of Carpal Tunnel and Other Nerves in Arms/Legs	Penn Highlands/Elk	23 (54.8%)	Repair of Hernia in Groin	Penn Highlands/Elk	15 (53.6%)
	Charles Cole Memorial	13 (31.0%)		Penn Highlands/DuBois	5 (17.9%)
	NR	<5 (NR)		NR	<5 (NR)
Removal of Breast Tumor or Partial Mastectomy	Penn Highlands/Elk	5 (55.6%)	Repair of Torn Knee Cartilage	Penn Highlands/Elk	15 (36.6%)
	NR	<5 (NR)		UOC Surgical Services	10 (24.4%)
	NR	<5 (NR)		Charles Cole Memorial	9 (22.0%)

NR = Not reported due to volume limitations

NA = Not applicable

SC = Surgical/Surgery Center

## Common outpatient procedures among county residents, by anticipated payer in FY 2015

	Medicare	Medicaid	Commercial	Other*
Colonoscopy with/without Biopsy	38.1%	6.4%	51.8%	3.7%
Disintegration of Kidney Stones using Shock Waves	NR	NR	NR	NR
Incision and Drainage of Ear Drum	NR	44.7%	44.7%	NR
Injection of Spine for Pain Management	34.8%	NR	47.8%	NR
Release of Carpal Tunnel and Other Nerves in Arms/Legs	54.2%	NR	41.7%	NR
Removal of Breast Tumor or Partial Mastectomy	NR	NR	NR	NR
Removal of Bunion and Repair of Toe Deformity	NR	NR	NR	NR
Removal of Cataract and Insertion of Lens	78.4%	NR	17.3%	NR
Removal of Gallbladder and/or Gallstones	36.4%	NR	50.0%	NR
Removal of Tonsils and Adenoids	NR	31.3%	62.5%	NR
Repair of Hernia in Groin	63.6%	NR	NR	NR
Repair of Torn Knee Cartilage	38.9%	NR	33.3%	NR

\* Other government, self-pay, and unknown payer.

NR= Not reported due to volume limitations

*Want to know what Medicare pays health care facilities in PA for common outpatient services such as cataract surgery or biopsies? Then visit PHC4's website at [www.phc4.org](http://www.phc4.org) and click on the interactive database of Medicare Payment Information for Common Outpatient Services.*

### About PHC4

Created by the PA General Assembly in 1986, the PA Health Care Cost Containment Council (PHC4) is an independent state agency charged with collecting, analyzing and reporting information that can be used to improve the quality and restrain the cost of health care in the state. Today, PHC4 is a recognized national leader in public health care reporting. More than 840,000 public reports on patient treatment results are downloaded from the PHC4 website each year, and nearly 100 organizations and individuals annually utilize PHC4's special requests process to access and use data. PHC4 is governed by a 25-member board of directors, representing business, labor, consumers, health care providers, insurers and state government.

Joe Martin, Executive Director  
225 Market Street, Suite 400, Harrisburg, PA 17101  
717-232-6787 • [www.phc4.org](http://www.phc4.org)



# Carbon County

## Common Outpatient Procedures for Carbon County Residents in FY 2015



This brief focuses on 12 outpatient procedures commonly performed in Pennsylvania, with specific data shown for Carbon County.

**1 in 14 County Residents.** In FY 2015, 4,741 (1 in 14) Carbon County residents underwent at least one of the following 12 common outpatient procedures in a Pennsylvania (PA) facility. Some of these residents had multiple outpatient visits, for a total of 5,853 visits for these procedures.

Common Outpatient Procedures	Procedure Count for County Residents	% Freestanding Ambulatory Center	% Hospital Outpatient Department	Procedure Rate per 10,000 Residents	
				County Rate	State Rate
Colonoscopy with/without Biopsy	2,390	62.3%	37.7%	370.9	335.8
Disintegration of Kidney Stones using Shock Waves	101	12.9%	87.1%	15.7	16.6
Incision and Drainage of Ear Drum	86	45.3%	54.7%	13.3	15.7
Injection of Spine for Pain Management	697	58.7%	41.3%	108.2	111.5
Release of Carpal Tunnel and Other Nerves in Arms/Legs	231	56.3%	43.7%	35.8	29.8
Removal of Breast Tumor or Partial Mastectomy	94	5.3%	94.7%	14.6	13.0
Removal of Bunion and Repair of Toe Deformity	88	9.1%	90.9%	13.7	10.9
Removal of Cataract and Insertion of Lens	1,503	98.1%	1.9%	233.2	149.5
Removal of Gallbladder and/or Gallstones	172	0.6%	99.4%	26.7	18.9
Removal of Tonsils and Adenoids	121	28.1%	71.9%	18.8	16.1
Repair of Hernia in Groin	128	15.6%	84.4%	19.9	17.9
Repair of Torn Knee Cartilage	257	29.2%	70.8%	39.9	27.6

These procedures were defined using the Agency for Healthcare Research and Quality's Clinical Classifications Software. Outpatient procedures that were incorporated into inpatient records (e.g., outpatient diagnostic services for patients admitted to the hospital within 3 days of their outpatient visit) were not included here. NR = Not reported due to volume limitations

Statewide, 801,686 PA residents had at least one of these outpatient procedures, and about 16% of residents had several visits, for a total of 972,061 outpatient visits for these 12 procedures for PA residents.

### PA Health Care Cost Containment Council



PHC4's outpatient procedure data, available through its special request program, is an important resource for data users in studying issues such as access to care, cost and reimbursements, community need, and strategic planning.

## Where did Carbon County residents have these outpatient procedures?

Includes data from FY 2014 through FY 2015 to maximize reporting

	Top 3 Facilities	Number (%)		Top 3 Facilities	Number (%)
Colonoscopy with/without Biopsy	Carbon-Schuylkill Endo	1,504 (31.8%)	Removal of Bunion and Repair of Toe Deformity	Gnaden Huetten Memorial	42 (23.3%)
	Palmerton	718 (15.2%)		St Luke's/Bethlehem	29 (16.1%)
	College Heights Endoscopy	372 (7.9%)		Coordinated Health Ortho	16 (8.9%)
Disintegration of Kidney Stones using Shock Waves	Lehigh Valley	62 (30.4%)	Removal of Cataract and Insertion of Lens	Mahoning Valley ASC	1,856 (62.4%)
	St Luke's Miners	36 (17.6%)		Valley Eye SC	200 (6.7%)
	St Luke's/Bethlehem	28 (13.7%)		Hazleton ASC	178 (6.0%)
Incision and Drainage of Ear Drum	St Luke's/Bethlehem	56 (31.3%)	Removal of Gallbladder and/or Gallstones	Gnaden Huetten Memorial	112 (31.1%)
	Center for Advanced Surg	44 (24.6%)		Palmerton	87 (24.2%)
	Schuylkill-South Jackson	20 (11.2%)		Lehigh Valley	50 (13.9%)
Injection of Spine for Pain Management	SC of Allentown	251 (18.1%)	Removal of Tonsils and Adenoids	St Luke's/Bethlehem	111 (50.0%)
	Surg Spec/Coordinated	208 (15.0%)		Center for Advanced Surg	29 (13.1%)
	Center for Advanced Surg	143 (10.3%)		Lehigh Valley	14 (6.3%)
Release of Carpal Tunnel and Other Nerves in Arms/Legs	SC of Allentown	202 (41.4%)	Repair of Hernia in Groin	Gnaden Huetten Memorial	65 (21.8%)
	Gnaden Huetten Memorial	45 (9.2%)		Palmerton	52 (17.4%)
	Palmerton	41 (8.4%)		Fairgrounds SC	35 (11.7%)
Removal of Breast Tumor or Partial Mastectomy	Gnaden Huetten Memorial	31 (17.6%)	Repair of Torn Knee Cartilage	SC of Allentown	99 (18.5%)
	Lehigh Valley/Muhlenberg	30 (17.0%)		Palmerton	86 (16.1%)
	* See footnote	18 (10.2%)		Gnaden Huetten Memorial	76 (14.2%)

NR = Not reported due to volume limitations

NA = Not applicable

SC = Surgical/Surgery Center

\* Lehigh Valley and Surg Spec/Coordinated were tied at 18.

## Common outpatient procedures among county residents, by anticipated payer in FY 2015

	Medicare	Medicaid	Commercial	Other*
Colonoscopy with/without Biopsy	36.1%	3.8%	55.0%	5.0%
Disintegration of Kidney Stones using Shock Waves	42.6%	NR	46.5%	NR
Incision and Drainage of Ear Drum	7.0%	24.4%	62.8%	5.8%
Injection of Spine for Pain Management	43.0%	3.6%	51.2%	2.2%
Release of Carpal Tunnel and Other Nerves in Arms/Legs	32.5%	3.9%	60.2%	3.5%
Removal of Breast Tumor or Partial Mastectomy	40.4%	NR	47.9%	NR
Removal of Bunion and Repair of Toe Deformity	33.0%	NR	65.9%	NR
Removal of Cataract and Insertion of Lens	72.7%	1.4%	25.0%	0.9%
Removal of Gallbladder and/or Gallstones	29.1%	7.0%	61.0%	2.9%
Removal of Tonsils and Adenoids	NR	19.0%	76.9%	NR
Repair of Hernia in Groin	33.6%	NR	57.8%	NR
Repair of Torn Knee Cartilage	27.2%	NR	67.7%	NR

\* Other government, self-pay, and unknown payer.

NR= Not reported due to volume limitations

*Want to know what Medicare pays health care facilities in PA for common outpatient services such as cataract surgery or biopsies? Then visit PHC4's website at [www.phc4.org](http://www.phc4.org) and click on the interactive database of Medicare Payment Information for Common Outpatient Services.*

### About PHC4

Created by the PA General Assembly in 1986, the PA Health Care Cost Containment Council (PHC4) is an independent state agency charged with collecting, analyzing and reporting information that can be used to improve the quality and restrain the cost of health care in the state. Today, PHC4 is a recognized national leader in public health care reporting. More than 840,000 public reports on patient treatment results are downloaded from the PHC4 website each year, and nearly 100 organizations and individuals annually utilize PHC4's special requests process to access and use data. PHC4 is governed by a 25-member board of directors, representing business, labor, consumers, health care providers, insurers and state government.

Joe Martin, Executive Director  
225 Market Street, Suite 400, Harrisburg, PA 17101  
717-232-6787 • [www.phc4.org](http://www.phc4.org)



# Centre County

## Common Outpatient Procedures for Centre County Residents in FY 2015



This brief focuses on 12 outpatient procedures commonly performed in Pennsylvania, with specific data shown for Centre County.

**1 in 20 County Residents.** In FY 2015, 8,101 (1 in 20) Centre County residents underwent at least one of the following 12 common outpatient procedures in a Pennsylvania (PA) facility. Some of these residents had multiple outpatient visits, for a total of 9,441 visits for these procedures.

Common Outpatient Procedures	Procedure Count for County Residents	% Freestanding Ambulatory Center	% Hospital Outpatient Department	Procedure Rate per 10,000 Residents	
				County Rate	State Rate
Colonoscopy with/without Biopsy	4,923	63.3%	36.7%	310.1	335.8
Disintegration of Kidney Stones using Shock Waves	306	73.2%	26.8%	19.3	16.6
Incision and Drainage of Ear Drum	173	85.5%	14.5%	10.9	15.7
Injection of Spine for Pain Management	750	92.3%	7.7%	47.2	111.5
Release of Carpal Tunnel and Other Nerves in Arms/Legs	327	91.1%	8.9%	20.6	29.8
Removal of Breast Tumor or Partial Mastectomy	164	48.2%	51.8%	10.3	13.0
Removal of Bunion and Repair of Toe Deformity	100	72.0%	28.0%	6.3	10.9
Removal of Cataract and Insertion of Lens	1,642	96.4%	3.6%	103.4	149.5
Removal of Gallbladder and/or Gallstones	307	24.1%	75.9%	19.3	18.9
Removal of Tonsils and Adenoids	183	83.6%	16.4%	11.5	16.1
Repair of Hernia in Groin	260	36.5%	63.5%	16.4	17.9
Repair of Torn Knee Cartilage	350	90.9%	9.1%	22.0	27.6

These procedures were defined using the Agency for Healthcare Research and Quality's Clinical Classifications Software. Outpatient procedures that were incorporated into inpatient records (e.g., outpatient diagnostic services for patients admitted to the hospital within 3 days of their outpatient visit) were not included here. NR = Not reported due to volume limitations

Statewide, 801,686 PA residents had at least one of these outpatient procedures, and about 16% of residents had several visits, for a total of 972,061 outpatient visits for these 12 procedures for PA residents.

### PA Health Care Cost Containment Council



PHC4's outpatient procedure data, available through its special request program, is an important resource for data users in studying issues such as access to care, cost and reimbursements, community need, and strategic planning.

## Where did Centre County residents have these outpatient procedures?

Includes data from FY 2014 through FY 2015 to maximize reporting

	Top 3 Facilities	Number (%)		Top 3 Facilities	Number (%)
Colonoscopy with/without Biopsy	Geisinger Gray's Woods	4,343 (45.7%)	Removal of Bunion and Repair of Toe Deformity	Mount Nittany SC	76 (32.9%)
	Mount Nittany	3,109 (32.7%)		UOC Surgical Services	66 (28.6%)
	Penn State Hershey Endo	1,412 (14.9%)		Mount Nittany	25 (10.8%)
Disintegration of Kidney Stones using Shock Waves	Mount Nittany SC	357 (65.5%)	Removal of Cataract and Insertion of Lens	Mount Nittany SC	2,562 (74.8%)
	Mount Nittany	117 (21.5%)		SC Central PA	243 (7.1%)
	Geisinger Gray's Woods	27 (5.0%)		Laurel Laser/Altoona	193 (5.6%)
Incision and Drainage of Ear Drum	Mount Nittany SC	229 (67.4%)	Removal of Gallbladder and/or Gallstones	Mount Nittany	418 (71.8%)
	Geisinger Gray's Woods	32 (9.4%)		Geisinger Gray's Woods	89 (15.3%)
	Geisinger/Danville	26 (7.6%)		Geisinger/Danville	18 (3.1%)
Injection of Spine for Pain Management	Mount Nittany SC	559 (47.3%)	Removal of Tonsils and Adenoids	Mount Nittany SC	231 (64.3%)
	Geisinger Gray's Woods	437 (37.0%)		Geisinger Gray's Woods	53 (14.8%)
	Allegheny SC	35 (3.0%)		Geisinger/Danville	30 (8.4%)
Release of Carpal Tunnel and Other Nerves in Arms/Legs	UOC Surgical Services	313 (49.4%)	Repair of Hernia in Groin	Mount Nittany	281 (52.0%)
	Mount Nittany SC	234 (37.0%)		Geisinger Gray's Woods	93 (17.2%)
	* See footnote	13 (2.1%)		Mount Nittany SC	86 (15.9%)
Removal of Breast Tumor or Partial Mastectomy	Mount Nittany SC	105 (30.5%)	Repair of Torn Knee Cartilage	UOC Surgical Services	387 (48.9%)
	Geisinger Gray's Woods	72 (20.9%)		Mount Nittany SC	306 (38.7%)
	Mount Nittany	66 (19.2%)		Mount Nittany	48 (6.1%)

NR = Not reported due to volume limitations

NA = Not applicable

SC = Surgical/Surgery Center

\* Advanced Center Surgery and Mount Nittany were tied at 13.

## Common outpatient procedures among county residents, by anticipated payer in FY 2015

	Medicare	Medicaid	Commercial	Other*
Colonoscopy with/without Biopsy	26.4%	2.8%	63.9%	6.9%
Disintegration of Kidney Stones using Shock Waves	25.2%	9.8%	61.8%	3.3%
Incision and Drainage of Ear Drum	NR	16.8%	76.3%	NR
Injection of Spine for Pain Management	42.8%	2.0%	51.6%	3.6%
Release of Carpal Tunnel and Other Nerves in Arms/Legs	30.9%	2.8%	63.3%	3.1%
Removal of Breast Tumor or Partial Mastectomy	34.1%	NR	59.1%	NR
Removal of Bunion and Repair of Toe Deformity	31.0%	NR	64.0%	NR
Removal of Cataract and Insertion of Lens	73.0%	1.4%	23.1%	2.5%
Removal of Gallbladder and/or Gallstones	18.9%	12.4%	62.9%	5.9%
Removal of Tonsils and Adenoids	NR	14.8%	77.0%	NR
Repair of Hernia in Groin	28.1%	3.8%	62.3%	5.8%
Repair of Torn Knee Cartilage	13.1%	NR	81.7%	NR

\* Other government, self-pay, and unknown payer.

NR= Not reported due to volume limitations

*Want to know what Medicare pays health care facilities in PA for common outpatient services such as cataract surgery or biopsies? Then visit PHC4's website at [www.phc4.org](http://www.phc4.org) and click on the interactive database of Medicare Payment Information for Common Outpatient Services.*

### About PHC4

Created by the PA General Assembly in 1986, the PA Health Care Cost Containment Council (PHC4) is an independent state agency charged with collecting, analyzing and reporting information that can be used to improve the quality and restrain the cost of health care in the state. Today, PHC4 is a recognized national leader in public health care reporting. More than 840,000 public reports on patient treatment results are downloaded from the PHC4 website each year, and nearly 100 organizations and individuals annually utilize PHC4's special requests process to access and use data. PHC4 is governed by a 25-member board of directors, representing business, labor, consumers, health care providers, insurers and state government.

Joe Martin, Executive Director  
225 Market Street, Suite 400, Harrisburg, PA 17101  
717-232-6787 • [www.phc4.org](http://www.phc4.org)





# Chester County

## Common Outpatient Procedures for Chester County Residents in FY 2015



This brief focuses on 12 outpatient procedures commonly performed in Pennsylvania, with specific data shown for Chester County.

**1 in 17 County Residents.** In FY 2015, 30,685 (1 in 17) Chester County residents underwent at least one of the following 12 common outpatient procedures in a Pennsylvania (PA) facility. Some of these residents had multiple outpatient visits, for a total of 35,724 visits for these procedures.

Common Outpatient Procedures	Procedure Count for County Residents	% Freestanding Ambulatory Center	% Hospital Outpatient Department	Procedure Rate per 10,000 Residents	
				County Rate	State Rate
Colonoscopy with/without Biopsy	17,677	78.8%	21.2%	344.7	335.8
Disintegration of Kidney Stones using Shock Waves	714	30.0%	70.0%	13.9	16.6
Incision and Drainage of Ear Drum	689	80.6%	19.4%	13.4	15.7
Injection of Spine for Pain Management	3,906	83.8%	16.2%	76.2	111.5
Release of Carpal Tunnel and Other Nerves in Arms/Legs	982	64.3%	35.7%	19.2	29.8
Removal of Breast Tumor or Partial Mastectomy	745	6.7%	93.3%	14.5	13.0
Removal of Bunion and Repair of Toe Deformity	597	46.4%	53.6%	11.6	10.9
Removal of Cataract and Insertion of Lens	6,531	85.5%	14.5%	127.4	149.5
Removal of Gallbladder and/or Gallstones	669	0.0%	100.0%	13.0	18.9
Removal of Tonsils and Adenoids	458	59.8%	40.2%	8.9	16.1
Repair of Hernia in Groin	905	46.5%	53.5%	17.6	17.9
Repair of Torn Knee Cartilage	1,926	42.9%	57.1%	37.6	27.6

These procedures were defined using the Agency for Healthcare Research and Quality's Clinical Classifications Software. Outpatient procedures that were incorporated into inpatient records (e.g., outpatient diagnostic services for patients admitted to the hospital within 3 days of their outpatient visit) were not included here. NR = Not reported due to volume limitations

Statewide, 801,686 PA residents had at least one of these outpatient procedures, and about 16% of residents had several visits, for a total of 972,061 outpatient visits for these 12 procedures for PA residents.

### PA Health Care Cost Containment Council



PHC4's outpatient procedure data, available through its special request program, is an important resource for data users in studying issues such as access to care, cost and reimbursements, community need, and strategic planning.

## Where did Chester County residents have these outpatient procedures?

Includes data from FY 2014 through FY 2015 to maximize reporting

	Top 3 Facilities	Number (%)		Top 3 Facilities	Number (%)
Colonoscopy with/without Biopsy	West Chester Endoscopy	11,005 (30.5%)	Removal of Bunion and Repair of Toe Deformity	AFP SC	273 (22.1%)
	Main Line Endoscopy/West	8,587 (23.8%)		Main Line Paoli	183 (14.8%)
	Brandywine Vly Endoscopy	2,380 (6.6%)		Brandywine	117 (9.5%)
Disintegration of Kidney Stones using Shock Waves	Main Line Paoli	349 (25.6%)	Removal of Cataract and Insertion of Lens	Eye SC Chester	5,347 (40.5%)
	Turk's Head SC	308 (22.6%)		Eye SC	1,956 (14.8%)
	Chester County	174 (12.8%)		Turk's Head SC	1,396 (10.6%)
Incision and Drainage of Ear Drum	CHOP ASC Exton	639 (49.6%)	Removal of Gallbladder and/or Gallstones	Chester County	497 (39.9%)
	Turk's Head SC	190 (14.7%)		Main Line Paoli	333 (26.7%)
	Children's Hosp Phila	129 (10.0%)		Brandywine	106 (8.5%)
Injection of Spine for Pain Management	Main Line Spine SC	2,509 (32.1%)	Removal of Tonsils and Adenoids	Turk's Head SC	264 (25.7%)
	Turk's Head SC	1,341 (17.1%)		CHOP ASC Exton	176 (17.1%)
	Paoli SC	768 (9.8%)		Main Line Paoli	89 (8.7%)
Release of Carpal Tunnel and Other Nerves in Arms/Legs	Turk's Head SC	346 (17.3%)	Repair of Hernia in Groin	Paoli SC	408 (22.3%)
	SC Chester County	235 (11.7%)		Turk's Head SC	299 (16.3%)
	Paoli SC	159 (7.9%)		Chester County	254 (13.9%)
Removal of Breast Tumor or Partial Mastectomy	Chester County	568 (39.4%)	Repair of Torn Knee Cartilage	Main Line Paoli	633 (16.7%)
	Main Line Paoli	271 (18.8%)		Paoli SC	592 (15.6%)
	Phoenixville	128 (8.9%)		Turk's Head SC	581 (15.3%)

NR = Not reported due to volume limitations

NA = Not applicable

SC = Surgical/Surgery Center

## Common outpatient procedures among county residents, by anticipated payer in FY 2015

	Medicare	Medicaid	Commercial	Other*
Colonoscopy with/without Biopsy	28.8%	1.9%	64.3%	5.0%
Disintegration of Kidney Stones using Shock Waves	28.2%	2.1%	50.8%	18.9%
Incision and Drainage of Ear Drum	4.9%	12.8%	65.0%	17.3%
Injection of Spine for Pain Management	34.9%	2.3%	57.5%	5.3%
Release of Carpal Tunnel and Other Nerves in Arms/Legs	33.2%	2.9%	61.7%	2.2%
Removal of Breast Tumor or Partial Mastectomy	32.8%	2.8%	61.7%	2.7%
Removal of Bunion and Repair of Toe Deformity	26.5%	2.8%	65.8%	4.9%
Removal of Cataract and Insertion of Lens	63.8%	1.1%	32.9%	2.2%
Removal of Gallbladder and/or Gallstones	21.2%	5.8%	69.7%	3.3%
Removal of Tonsils and Adenoids	1.3%	11.4%	78.4%	9.0%
Repair of Hernia in Groin	26.4%	2.9%	66.7%	4.0%
Repair of Torn Knee Cartilage	16.5%	1.9%	78.8%	2.9%

\* Other government, self-pay, and unknown payer.

NR= Not reported due to volume limitations

*Want to know what Medicare pays health care facilities in PA for common outpatient services such as cataract surgery or biopsies? Then visit PHC4's website at [www.phc4.org](http://www.phc4.org) and click on the interactive database of Medicare Payment Information for Common Outpatient Services.*

### About PHC4

Created by the PA General Assembly in 1986, the PA Health Care Cost Containment Council (PHC4) is an independent state agency charged with collecting, analyzing and reporting information that can be used to improve the quality and restrain the cost of health care in the state. Today, PHC4 is a recognized national leader in public health care reporting. More than 840,000 public reports on patient treatment results are downloaded from the PHC4 website each year, and nearly 100 organizations and individuals annually utilize PHC4's special requests process to access and use data. PHC4 is governed by a 25-member board of directors, representing business, labor, consumers, health care providers, insurers and state government.

Joe Martin, Executive Director  
225 Market Street, Suite 400, Harrisburg, PA 17101  
717-232-6787 • [www.phc4.org](http://www.phc4.org)



# Clarion County

## Common Outpatient Procedures for Clarion County Residents in FY 2015



This brief focuses on 12 outpatient procedures commonly performed in Pennsylvania, with specific data shown for Clarion County.

**1 in 15 County Residents.** In FY 2015, 2,560 (1 in 15) Clarion County residents underwent at least one of the following 12 common outpatient procedures in a Pennsylvania (PA) facility. Some of these residents had multiple outpatient visits, for a total of 3,367 visits for these procedures.

Common Outpatient Procedures	Procedure Count for County Residents	% Freestanding Ambulatory Center	% Hospital Outpatient Department	Procedure Rate per 10,000 Residents	
				County Rate	State Rate
Colonoscopy with/without Biopsy	1,169	20.4%	79.6%	301.1	335.8
Disintegration of Kidney Stones using Shock Waves	107	2.8%	97.2%	27.6	16.6
Incision and Drainage of Ear Drum	47	17.0%	83.0%	12.1	15.7
Injection of Spine for Pain Management	652	2.5%	97.5%	168.0	111.5
Release of Carpal Tunnel and Other Nerves in Arms/Legs	172	37.8%	62.2%	44.3	29.8
Removal of Breast Tumor or Partial Mastectomy	36	0.0%	100.0%	9.3	13.0
Removal of Bunion and Repair of Toe Deformity	29	27.6%	72.4%	7.5	10.9
Removal of Cataract and Insertion of Lens	805	79.5%	20.5%	207.4	149.5
Removal of Gallbladder and/or Gallstones	121	2.5%	97.5%	31.2	18.9
Removal of Tonsils and Adenoids	81	8.6%	91.4%	20.9	16.1
Repair of Hernia in Groin	67	6.0%	94.0%	17.3	17.9
Repair of Torn Knee Cartilage	94	5.3%	94.7%	24.2	27.6

These procedures were defined using the Agency for Healthcare Research and Quality's Clinical Classifications Software. Outpatient procedures that were incorporated into inpatient records (e.g., outpatient diagnostic services for patients admitted to the hospital within 3 days of their outpatient visit) were not included here. NR = Not reported due to volume limitations

Statewide, 801,686 PA residents had at least one of these outpatient procedures, and about 16% of residents had several visits, for a total of 972,061 outpatient visits for these 12 procedures for PA residents.

### PA Health Care Cost Containment Council



PHC4's outpatient procedure data, available through its special request program, is an important resource for data users in studying issues such as access to care, cost and reimbursements, community need, and strategic planning.

## Where did Clarion County residents have these outpatient procedures?

Includes data from FY 2014 through FY 2015 to maximize reporting

	Top 3 Facilities	Number (%)		Top 3 Facilities	Number (%)
Colonoscopy with/without Biopsy	Clarion	1,210 (54.6%)	Removal of Bunion and Repair of Toe Deformity	Clarion	29 (47.5%)
	Surgery & Laser	198 (8.9%)		SC at Benbrook	12 (19.7%)
	UPMC Northwest	198 (8.9%)		ACMH	5 (8.2%)
Disintegration of Kidney Stones using Shock Waves	Clarion	102 (48.6%)	Removal of Cataract and Insertion of Lens	Laurel Laser/Brookville	1,113 (73.8%)
	UPMC Northwest	47 (22.4%)		Clarion	152 (10.1%)
	ACMH	15 (7.1%)		SC at Benbrook	57 (3.8%)
Incision and Drainage of Ear Drum	Penn Highlands/DuBois	34 (30.1%)	Removal of Gallbladder and/or Gallstones	Clarion	121 (51.7%)
	CHP North SC	24 (21.2%)		UPMC Northwest	35 (15.0%)
	UPMC Northwest	23 (20.4%)		Penn Highlands/Brookville	21 (9.0%)
Injection of Spine for Pain Management	Clarion	529 (39.8%)	Removal of Tonsils and Adenoids	Clarion	55 (31.8%)
	Edgewood Surgical	294 (22.1%)		UPMC Northwest	39 (22.5%)
	ACMH	155 (11.7%)		Penn Highlands/DuBois	25 (14.5%)
Release of Carpal Tunnel and Other Nerves in Arms/Legs	UPMC Northwest	93 (26.9%)	Repair of Hernia in Groin	Clarion	64 (47.4%)
	Clarion	81 (23.4%)		UPMC Northwest	21 (15.6%)
	Western PA SC	38 (11.0%)		Penn Highlands/Brookville	9 (6.7%)
Removal of Breast Tumor or Partial Mastectomy	Clarion	25 (36.8%)	Repair of Torn Knee Cartilage	Clarion	64 (33.0%)
	Magee Womens/UPMC	11 (16.2%)		UPMC Northwest	38 (19.6%)
	* See footnote	7 (10.3%)		ACMH	26 (13.4%)

NR = Not reported due to volume limitations

\* UPMC Horizon and UPMC Passavant were tied at 7.

NA = Not applicable

SC = Surgical/Surgery Center

## Common outpatient procedures among county residents, by anticipated payer in FY 2015

	Medicare	Medicaid	Commercial	Other*
Colonoscopy with/without Biopsy	38.9%	5.6%	47.4%	8.1%
Disintegration of Kidney Stones using Shock Waves	37.4%	6.5%	40.2%	15.9%
Incision and Drainage of Ear Drum	NR	31.9%	55.3%	NR
Injection of Spine for Pain Management	55.2%	8.3%	29.4%	7.1%
Release of Carpal Tunnel and Other Nerves in Arms/Legs	26.2%	8.7%	56.4%	8.7%
Removal of Breast Tumor or Partial Mastectomy	30.6%	NR	50.0%	NR
Removal of Bunion and Repair of Toe Deformity	31.0%	NR	62.1%	NR
Removal of Cataract and Insertion of Lens	79.8%	1.1%	17.1%	2.0%
Removal of Gallbladder and/or Gallstones	28.9%	18.2%	47.1%	5.8%
Removal of Tonsils and Adenoids	NR	37.0%	53.1%	NR
Repair of Hernia in Groin	37.3%	11.9%	41.8%	9.0%
Repair of Torn Knee Cartilage	19.1%	7.4%	67.0%	6.4%

\* Other government, self-pay, and unknown payer.

NR= Not reported due to volume limitations

*Want to know what Medicare pays health care facilities in PA for common outpatient services such as cataract surgery or biopsies? Then visit PHC4's website at [www.phc4.org](http://www.phc4.org) and click on the interactive database of Medicare Payment Information for Common Outpatient Services.*

### About PHC4

Created by the PA General Assembly in 1986, the PA Health Care Cost Containment Council (PHC4) is an independent state agency charged with collecting, analyzing and reporting information that can be used to improve the quality and restrain the cost of health care in the state. Today, PHC4 is a recognized national leader in public health care reporting. More than 840,000 public reports on patient treatment results are downloaded from the PHC4 website each year, and nearly 100 organizations and individuals annually utilize PHC4's special requests process to access and use data. PHC4 is governed by a 25-member board of directors, representing business, labor, consumers, health care providers, insurers and state government.

Joe Martin, Executive Director  
225 Market Street, Suite 400, Harrisburg, PA 17101  
717-232-6787 • [www.phc4.org](http://www.phc4.org)



# Clearfield County

## Common Outpatient Procedures for Clearfield County Residents in FY 2015



This brief focuses on 12 outpatient procedures commonly performed in Pennsylvania, with specific data shown for Clearfield County.

**1 in 17 County Residents.** In FY 2015, 4,737 (1 in 17) Clearfield County residents underwent at least one of the following 12 common outpatient procedures in a Pennsylvania (PA) facility. Some of these residents had multiple outpatient visits, for a total of 5,667 visits for these procedures.

Common Outpatient Procedures	Procedure Count for County Residents	% Freestanding Ambulatory Center	% Hospital Outpatient Department	Procedure Rate per 10,000 Residents	
				County Rate	State Rate
Colonoscopy with/without Biopsy	2,289	26.5%	73.5%	281.9	335.8
Disintegration of Kidney Stones using Shock Waves	159	16.4%	83.6%	19.6	16.6
Incision and Drainage of Ear Drum	239	13.8%	86.2%	29.4	15.7
Injection of Spine for Pain Management	408	80.1%	19.9%	50.3	111.5
Release of Carpal Tunnel and Other Nerves in Arms/Legs	296	59.1%	40.9%	36.5	29.8
Removal of Breast Tumor or Partial Mastectomy	113	15.0%	85.0%	13.9	13.0
Removal of Bunion and Repair of Toe Deformity	80	23.8%	76.3%	9.9	10.9
Removal of Cataract and Insertion of Lens	1,273	44.4%	55.6%	156.8	149.5
Removal of Gallbladder and/or Gallstones	247	5.7%	94.3%	30.4	18.9
Removal of Tonsils and Adenoids	169	25.4%	74.6%	20.8	16.1
Repair of Hernia in Groin	160	6.9%	93.1%	19.7	17.9
Repair of Torn Knee Cartilage	259	63.7%	36.3%	31.9	27.6

These procedures were defined using the Agency for Healthcare Research and Quality's Clinical Classifications Software. Outpatient procedures that were incorporated into inpatient records (e.g., outpatient diagnostic services for patients admitted to the hospital within 3 days of their outpatient visit) were not included here. NR = Not reported due to volume limitations

Statewide, 801,686 PA residents had at least one of these outpatient procedures, and about 16% of residents had several visits, for a total of 972,061 outpatient visits for these 12 procedures for PA residents.

### PA Health Care Cost Containment Council



PHC4's outpatient procedure data, available through its special request program, is an important resource for data users in studying issues such as access to care, cost and reimbursements, community need, and strategic planning.

## Where did Clearfield County residents have these outpatient procedures?

Includes data from FY 2014 through FY 2015 to maximize reporting

	Top 3 Facilities	Number (%)		Top 3 Facilities	Number (%)
Colonoscopy with/without Biopsy	Penn Highlands/DuBois	2,091 (42.2%)	Removal of Bunion and Repair of Toe Deformity	Penn Highlands/DuBois	78 (48.1%)
	Penn Highlands/Clearfield	1,110 (22.4%)		Penn Highlands/Clearfield	36 (22.2%)
	Geisinger Gray's Woods	592 (12.0%)		UOC Surgical Services	16 (9.9%)
Disintegration of Kidney Stones using Shock Waves	Penn Highlands/DuBois	148 (41.5%)	Removal of Cataract and Insertion of Lens	Penn Highlands/Clearfield	748 (28.2%)
	Penn Highlands/Clearfield	111 (31.1%)		Laurel Laser/Brookville	601 (22.7%)
	Mount Nittany SC	35 (9.8%)		Penn Highlands/DuBois	572 (21.6%)
Incision and Drainage of Ear Drum	Penn Highlands/DuBois	376 (70.7%)	Removal of Gallbladder and/or Gallstones	Penn Highlands/DuBois	232 (41.5%)
	Penn Highlands/Clearfield	51 (9.6%)		Penn Highlands/Clearfield	170 (30.4%)
	Mount Nittany SC	33 (6.2%)		Mount Nittany	50 (8.9%)
Injection of Spine for Pain Management	Allegheny SC	276 (41.3%)	Removal of Tonsils and Adenoids	Penn Highlands/DuBois	167 (42.8%)
	Geisinger Gray's Woods	138 (20.6%)		Penn Highlands/Clearfield	71 (18.2%)
	Center for Surgical Arts	60 (9.0%)		Mount Nittany SC	49 (12.6%)
Release of Carpal Tunnel and Other Nerves in Arms/Legs	Penn Highlands/DuBois	163 (27.1%)	Repair of Hernia in Groin	Penn Highlands/Clearfield	117 (36.3%)
	UOC Surgical Services	134 (22.3%)		Penn Highlands/DuBois	104 (32.3%)
	Penn Highlands/Clearfield	73 (12.1%)		UPMC Altoona	25 (7.8%)
Removal of Breast Tumor or Partial Mastectomy	Penn Highlands/Clearfield	84 (39.1%)	Repair of Torn Knee Cartilage	UOC Surgical Services	241 (44.6%)
	Penn Highlands/DuBois	50 (23.3%)		Penn Highlands/DuBois	85 (15.7%)
	Tyrone	23 (10.7%)		Penn Highlands/Clearfield	48 (8.9%)

NR = Not reported due to volume limitations

NA = Not applicable

SC = Surgical/Surgery Center

## Common outpatient procedures among county residents, by anticipated payer in FY 2015

	Medicare	Medicaid	Commercial	Other*
Colonoscopy with/without Biopsy	35.4%	8.2%	50.5%	5.9%
Disintegration of Kidney Stones using Shock Waves	25.2%	17.0%	52.2%	5.7%
Incision and Drainage of Ear Drum	NR	34.3%	51.5%	NR
Injection of Spine for Pain Management	32.4%	10.5%	51.2%	5.9%
Release of Carpal Tunnel and Other Nerves in Arms/Legs	34.5%	8.1%	55.7%	1.7%
Removal of Breast Tumor or Partial Mastectomy	41.6%	NR	43.4%	NR
Removal of Bunion and Repair of Toe Deformity	31.3%	NR	53.8%	NR
Removal of Cataract and Insertion of Lens	70.4%	2.0%	24.8%	2.8%
Removal of Gallbladder and/or Gallstones	24.3%	15.8%	56.7%	3.2%
Removal of Tonsils and Adenoids	NR	33.7%	62.1%	NR
Repair of Hernia in Groin	33.1%	9.4%	48.8%	8.8%
Repair of Torn Knee Cartilage	16.2%	5.0%	72.6%	6.2%

\* Other government, self-pay, and unknown payer.

NR= Not reported due to volume limitations

*Want to know what Medicare pays health care facilities in PA for common outpatient services such as cataract surgery or biopsies? Then visit PHC4's website at [www.phc4.org](http://www.phc4.org) and click on the interactive database of Medicare Payment Information for Common Outpatient Services.*

### About PHC4

Created by the PA General Assembly in 1986, the PA Health Care Cost Containment Council (PHC4) is an independent state agency charged with collecting, analyzing and reporting information that can be used to improve the quality and restrain the cost of health care in the state. Today, PHC4 is a recognized national leader in public health care reporting. More than 840,000 public reports on patient treatment results are downloaded from the PHC4 website each year, and nearly 100 organizations and individuals annually utilize PHC4's special requests process to access and use data. PHC4 is governed by a 25-member board of directors, representing business, labor, consumers, health care providers, insurers and state government.

Joe Martin, Executive Director  
225 Market Street, Suite 400, Harrisburg, PA 17101  
717-232-6787 • [www.phc4.org](http://www.phc4.org)





# Clinton County

## Common Outpatient Procedures for Clinton County Residents in FY 2015



This brief focuses on 12 outpatient procedures commonly performed in Pennsylvania, with specific data shown for Clinton County.

**1 in 22 County Residents.** In FY 2015, 1,789 (1 in 22) Clinton County residents underwent at least one of the following 12 common outpatient procedures in a Pennsylvania (PA) facility. Some of these residents had multiple outpatient visits, for a total of 2,063 visits for these procedures.

Common Outpatient Procedures	Procedure Count for County Residents	% Freestanding Ambulatory Center	% Hospital Outpatient Department	Procedure Rate per 10,000 Residents	
				County Rate	State Rate
Colonoscopy with/without Biopsy	1,096	44.1%	55.9%	275.8	335.8
Disintegration of Kidney Stones using Shock Waves	116	9.5%	90.5%	29.2	16.6
Incision and Drainage of Ear Drum	65	33.8%	66.2%	16.4	15.7
Injection of Spine for Pain Management	114	48.2%	51.8%	28.7	111.5
Release of Carpal Tunnel and Other Nerves in Arms/Legs	89	29.2%	70.8%	22.4	29.8
Removal of Breast Tumor or Partial Mastectomy	32	21.9%	78.1%	8.1	13.0
Removal of Bunion and Repair of Toe Deformity	30	20.0%	80.0%	7.5	10.9
Removal of Cataract and Insertion of Lens	279	90.3%	9.7%	70.2	149.5
Removal of Gallbladder and/or Gallstones	59	11.9%	88.1%	14.8	18.9
Removal of Tonsils and Adenoids	70	30.0%	70.0%	17.6	16.1
Repair of Hernia in Groin	54	20.4%	79.6%	13.6	17.9
Repair of Torn Knee Cartilage	70	41.4%	58.6%	17.6	27.6

These procedures were defined using the Agency for Healthcare Research and Quality's Clinical Classifications Software. Outpatient procedures that were incorporated into inpatient records (e.g., outpatient diagnostic services for patients admitted to the hospital within 3 days of their outpatient visit) were not included here. NR = Not reported due to volume limitations

Statewide, 801,686 PA residents had at least one of these outpatient procedures, and about 16% of residents had several visits, for a total of 972,061 outpatient visits for these 12 procedures for PA residents.

### PA Health Care Cost Containment Council



PHC4's outpatient procedure data, available through its special request program, is an important resource for data users in studying issues such as access to care, cost and reimbursements, community need, and strategic planning.

## Where did Clinton County residents have these outpatient procedures?

Includes data from FY 2014 through FY 2015 to maximize reporting

	Top 3 Facilities	Number (%)		Top 3 Facilities	Number (%)
Colonoscopy with/without Biopsy	Jersey Shore	546 (25.5%)	Removal of Bunion and Repair of Toe Deformity	Jersey Shore	46 (71.9%)
	Susquehanna Endoscopy	416 (19.4%)		UOC Surgical Services	5 (7.8%)
	Geisinger Gray's Woods	376 (17.5%)		NR	<5 (NR)
Disintegration of Kidney Stones using Shock Waves	Divine Providence	128 (62.4%)	Removal of Cataract and Insertion of Lens	SC Central PA	446 (82.9%)
	Williamsport Regional	34 (16.6%)		Mount Nittany SC	27 (5.0%)
	Mount Nittany SC	21 (10.2%)		Muncy Valley	22 (4.1%)
Incision and Drainage of Ear Drum	Divine Providence	27 (27.0%)	Removal of Gallbladder and/or Gallstones	Jersey Shore	62 (52.5%)
	Geisinger OP Woodbine	26 (26.0%)		Mount Nittany	18 (15.3%)
	Geisinger/Danville	16 (16.0%)		Geisinger/Danville	10 (8.5%)
Injection of Spine for Pain Management	Geisinger Gray's Woods	35 (22.3%)	Removal of Tonsils and Adenoids	Divine Providence	25 (21.7%)
	Geisinger/Danville	28 (17.8%)		Geisinger/Danville	24 (20.9%)
	Jersey Shore	25 (15.9%)		Geisinger OP Woodbine	18 (15.7%)
Release of Carpal Tunnel and Other Nerves in Arms/Legs	Williamsport Regional	56 (33.5%)	Repair of Hernia in Groin	Jersey Shore	38 (42.7%)
	Jersey Shore	48 (28.7%)		Geisinger Gray's Woods	15 (16.9%)
	UOC Surgical Services	35 (21.0%)		Divine Providence	10 (11.2%)
Removal of Breast Tumor or Partial Mastectomy	Divine Providence	36 (58.1%)	Repair of Torn Knee Cartilage	Williamsport Regional	57 (43.2%)
	Williamsport Regional	12 (19.4%)		UOC Surgical Services	41 (31.1%)
	Geisinger OP Woodbine	5 (8.1%)		Mount Nittany SC	15 (11.4%)

NR = Not reported due to volume limitations

NA = Not applicable

SC = Surgical/Surgery Center

## Common outpatient procedures among county residents, by anticipated payer in FY 2015

	Medicare	Medicaid	Commercial	Other*
Colonoscopy with/without Biopsy	31.5%	7.6%	55.3%	5.7%
Disintegration of Kidney Stones using Shock Waves	32.8%	NR	55.2%	NR
Incision and Drainage of Ear Drum	NR	36.9%	58.5%	NR
Injection of Spine for Pain Management	44.7%	NR	49.1%	NR
Release of Carpal Tunnel and Other Nerves in Arms/Legs	34.8%	NR	53.9%	NR
Removal of Breast Tumor or Partial Mastectomy	46.9%	NR	50.0%	NR
Removal of Bunion and Repair of Toe Deformity	36.7%	NR	50.0%	NR
Removal of Cataract and Insertion of Lens	64.2%	4.3%	29.4%	2.2%
Removal of Gallbladder and/or Gallstones	22.0%	NR	62.7%	NR
Removal of Tonsils and Adenoids	NR	38.6%	57.1%	NR
Repair of Hernia in Groin	37.0%	NR	46.3%	NR
Repair of Torn Knee Cartilage	15.7%	NR	71.4%	NR

\* Other government, self-pay, and unknown payer.

NR= Not reported due to volume limitations

*Want to know what Medicare pays health care facilities in PA for common outpatient services such as cataract surgery or biopsies? Then visit PHC4's website at [www.phc4.org](http://www.phc4.org) and click on the interactive database of Medicare Payment Information for Common Outpatient Services.*

### About PHC4

Created by the PA General Assembly in 1986, the PA Health Care Cost Containment Council (PHC4) is an independent state agency charged with collecting, analyzing and reporting information that can be used to improve the quality and restrain the cost of health care in the state. Today, PHC4 is a recognized national leader in public health care reporting. More than 840,000 public reports on patient treatment results are downloaded from the PHC4 website each year, and nearly 100 organizations and individuals annually utilize PHC4's special requests process to access and use data. PHC4 is governed by a 25-member board of directors, representing business, labor, consumers, health care providers, insurers and state government.

Joe Martin, Executive Director  
225 Market Street, Suite 400, Harrisburg, PA 17101  
717-232-6787 • [www.phc4.org](http://www.phc4.org)



# Columbia County

## Common Outpatient Procedures for Columbia County Residents in FY 2015



This brief focuses on 12 outpatient procedures commonly performed in Pennsylvania, with specific data shown for Columbia County.

**1 in 15 County Residents.** In FY 2015, 4,472 (1 in 15) Columbia County residents underwent at least one of the following 12 common outpatient procedures in a Pennsylvania (PA) facility. Some of these residents had multiple outpatient visits, for a total of 5,458 visits for these procedures.

Common Outpatient Procedures	Procedure Count for County Residents	% Freestanding Ambulatory Center	% Hospital Outpatient Department	Procedure Rate per 10,000 Residents	
				County Rate	State Rate
Colonoscopy with/without Biopsy	2,039	31.9%	68.1%	303.8	335.8
Disintegration of Kidney Stones using Shock Waves	178	0.6%	99.4%	26.5	16.6
Incision and Drainage of Ear Drum	196	80.1%	19.9%	29.2	15.7
Injection of Spine for Pain Management	834	31.1%	68.9%	124.3	111.5
Release of Carpal Tunnel and Other Nerves in Arms/Legs	327	57.2%	42.8%	48.7	29.8
Removal of Breast Tumor or Partial Mastectomy	75	17.3%	82.7%	11.2	13.0
Removal of Bunion and Repair of Toe Deformity	52	59.6%	40.4%	7.7	10.9
Removal of Cataract and Insertion of Lens	1,055	89.4%	10.6%	157.2	149.5
Removal of Gallbladder and/or Gallstones	225	2.2%	97.8%	33.5	18.9
Removal of Tonsils and Adenoids	120	55.8%	44.2%	17.9	16.1
Repair of Hernia in Groin	105	10.5%	89.5%	15.6	17.9
Repair of Torn Knee Cartilage	277	69.0%	31.0%	41.3	27.6

These procedures were defined using the Agency for Healthcare Research and Quality's Clinical Classifications Software. Outpatient procedures that were incorporated into inpatient records (e.g., outpatient diagnostic services for patients admitted to the hospital within 3 days of their outpatient visit) were not included here. NR = Not reported due to volume limitations

Statewide, 801,686 PA residents had at least one of these outpatient procedures, and about 16% of residents had several visits, for a total of 972,061 outpatient visits for these 12 procedures for PA residents.

### PA Health Care Cost Containment Council



PHC4's outpatient procedure data, available through its special request program, is an important resource for data users in studying issues such as access to care, cost and reimbursements, community need, and strategic planning.

## Where did Columbia County residents have these outpatient procedures?

Includes data from FY 2014 through FY 2015 to maximize reporting

	Top 3 Facilities	Number (%)		Top 3 Facilities	Number (%)
Colonoscopy with/without Biopsy	Geisinger/Danville	992 (23.6%)	Removal of Bunion and Repair of Toe Deformity	Geisinger OP Woodbine	35 (32.4%)
	Geisinger OP Woodbine	970 (23.0%)		Berwick	31 (28.7%)
	Geisinger-Bloomsburg	956 (22.7%)		Geisinger/Danville	17 (15.7%)
Disintegration of Kidney Stones using Shock Waves	Berwick	142 (41.9%)	Removal of Cataract and Insertion of Lens	Geisinger OP Woodbine	747 (35.8%)
	Geisinger/Danville	99 (29.2%)		Kingston Ophthalmology	718 (34.4%)
	Geisinger-Bloomsburg	69 (20.4%)		Geisinger/Danville	189 (9.0%)
Incision and Drainage of Ear Drum	Susquehanna SC	215 (56.0%)	Removal of Gallbladder and/or Gallstones	Geisinger/Danville	162 (37.9%)
	Geisinger OP Woodbine	80 (20.8%)		Geisinger-Bloomsburg	147 (34.4%)
	Geisinger/Danville	60 (15.6%)		Berwick	99 (23.2%)
Injection of Spine for Pain Management	Geisinger/Danville	497 (42.9%)	Removal of Tonsils and Adenoids	Susquehanna SC	79 (32.4%)
	Susquehanna SC	384 (33.2%)		Geisinger/Danville	72 (29.5%)
	Berwick	122 (10.5%)		Geisinger OP Woodbine	44 (18.0%)
Release of Carpal Tunnel and Other Nerves in Arms/Legs	Susquehanna SC	218 (32.0%)	Repair of Hernia in Groin	Geisinger-Bloomsburg	83 (35.2%)
	Geisinger-Bloomsburg	132 (19.4%)		Geisinger/Danville	66 (28.0%)
	Geisinger OP Woodbine	124 (18.2%)		Berwick	57 (24.2%)
Removal of Breast Tumor or Partial Mastectomy	Geisinger-Bloomsburg	50 (37.6%)	Repair of Torn Knee Cartilage	Susquehanna SC	198 (37.4%)
	Geisinger/Danville	43 (32.3%)		Geisinger OP Woodbine	129 (24.3%)
	Geisinger OP Woodbine	20 (15.0%)		Geisinger/Danville	54 (10.2%)

NR = Not reported due to volume limitations

NA = Not applicable

SC = Surgical/Surgery Center

## Common outpatient procedures among county residents, by anticipated payer in FY 2015

	Medicare	Medicaid	Commercial	Other*
Colonoscopy with/without Biopsy	37.6%	5.1%	53.7%	3.5%
Disintegration of Kidney Stones using Shock Waves	27.0%	9.0%	56.7%	7.3%
Incision and Drainage of Ear Drum	NR	20.4%	65.8%	NR
Injection of Spine for Pain Management	48.4%	1.6%	48.1%	1.9%
Release of Carpal Tunnel and Other Nerves in Arms/Legs	29.4%	6.1%	63.0%	1.5%
Removal of Breast Tumor or Partial Mastectomy	36.0%	NR	53.3%	NR
Removal of Bunion and Repair of Toe Deformity	26.9%	NR	69.2%	NR
Removal of Cataract and Insertion of Lens	74.9%	NR	22.7%	NR
Removal of Gallbladder and/or Gallstones	14.7%	12.9%	66.7%	5.8%
Removal of Tonsils and Adenoids	NR	28.3%	65.8%	NR
Repair of Hernia in Groin	29.5%	NR	61.0%	NR
Repair of Torn Knee Cartilage	24.9%	3.6%	69.7%	1.8%

\* Other government, self-pay, and unknown payer.

NR= Not reported due to volume limitations

Want to know what Medicare pays health care facilities in PA for common outpatient services such as cataract surgery or biopsies? Then visit PHC4's website at [www.phc4.org](http://www.phc4.org) and click on the interactive database of Medicare Payment Information for Common Outpatient Services.

### About PHC4


Created by the PA General Assembly in 1986, the PA Health Care Cost Containment Council (PHC4) is an independent state agency charged with collecting, analyzing and reporting information that can be used to improve the quality and restrain the cost of health care in the state. Today, PHC4 is a recognized national leader in public health care reporting. More than 840,000 public reports on patient treatment results are downloaded from the PHC4 website each year, and nearly 100 organizations and individuals annually utilize PHC4's special requests process to access and use data. PHC4 is governed by a 25-member board of directors, representing business, labor, consumers, health care providers, insurers and state government.

Joe Martin, Executive Director  
225 Market Street, Suite 400, Harrisburg, PA 17101  
717-232-6787 • [www.phc4.org](http://www.phc4.org)



# Crawford County

## Common Outpatient Procedures for Crawford County Residents in FY 2015



This brief focuses on 12 outpatient procedures commonly performed in Pennsylvania, with specific data shown for Crawford County.

**1 in 17 County Residents.** In FY 2015, 5,273 (1 in 17) Crawford County residents underwent at least one of the following 12 common outpatient procedures in a Pennsylvania (PA) facility. Some of these residents had multiple outpatient visits, for a total of 7,353 visits for these procedures.

Common Outpatient Procedures	Procedure Count for County Residents	% Freestanding Ambulatory Center	% Hospital Outpatient Department	Procedure Rate per 10,000 Residents	
				County Rate	State Rate
Colonoscopy with/without Biopsy	1,966	22.8%	77.2%	225.5	335.8
Disintegration of Kidney Stones using Shock Waves	215	1.4%	98.6%	24.7	16.6
Incision and Drainage of Ear Drum	203	15.8%	84.2%	23.3	15.7
Injection of Spine for Pain Management	2,318	7.8%	92.2%	265.9	111.5
Release of Carpal Tunnel and Other Nerves in Arms/Legs	288	41.3%	58.7%	33.0	29.8
Removal of Breast Tumor or Partial Mastectomy	89	18.0%	82.0%	10.2	13.0
Removal of Bunion and Repair of Toe Deformity	63	57.1%	42.9%	7.2	10.9
Removal of Cataract and Insertion of Lens	1,409	20.7%	79.3%	161.6	149.5
Removal of Gallbladder and/or Gallstones	288	0.0%	100.0%	33.0	18.9
Removal of Tonsils and Adenoids	171	16.4%	83.6%	19.6	16.1
Repair of Hernia in Groin	179	11.2%	88.8%	20.5	17.9
Repair of Torn Knee Cartilage	209	20.6%	79.4%	24.0	27.6

These procedures were defined using the Agency for Healthcare Research and Quality's Clinical Classifications Software. Outpatient procedures that were incorporated into inpatient records (e.g., outpatient diagnostic services for patients admitted to the hospital within 3 days of their outpatient visit) were not included here. NR = Not reported due to volume limitations

Statewide, 801,686 PA residents had at least one of these outpatient procedures, and about 16% of residents had several visits, for a total of 972,061 outpatient visits for these 12 procedures for PA residents.

### PA Health Care Cost Containment Council



PHC4's outpatient procedure data, available through its special request program, is an important resource for data users in studying issues such as access to care, cost and reimbursements, community need, and strategic planning.

## Where did Crawford County residents have these outpatient procedures?

Includes data from FY 2014 through FY 2015 to maximize reporting

	Top 3 Facilities	Number (%)		Top 3 Facilities	Number (%)
Colonoscopy with/without Biopsy	Meadville	3,162 (61.6%)	Removal of Bunion and Repair of Toe Deformity	Meadville	57 (35.8%)
	Titusville Area	498 (9.7%)		Village SC	38 (23.9%)
	UPMC Hamot SC	380 (7.4%)		UPMC Hamot SC	24 (15.1%)
Disintegration of Kidney Stones using Shock Waves	Meadville	243 (59.3%)	Removal of Cataract and Insertion of Lens	Meadville	1,920 (69.4%)
	Saint Vincent	39 (9.5%)		Saint Vincent SC Erie	143 (5.2%)
	Titusville Area	34 (8.3%)		Titusville Area	118 (4.3%)
Incision and Drainage of Ear Drum	Meadville	255 (64.2%)	Removal of Gallbladder and/or Gallstones	Meadville	341 (58.2%)
	Saint Vincent SC Erie	28 (7.1%)		UPMC Hamot	62 (10.6%)
	Titusville Area	25 (6.3%)		Titusville Area	52 (8.9%)
Injection of Spine for Pain Management	Meadville	3,507 (73.7%)	Removal of Tonsils and Adenoids	Meadville	239 (63.6%)
	Edgewood Surgical	591 (12.4%)		Saint Vincent SC Erie	27 (7.2%)
	Greater Erie SC	143 (3.0%)		Children's Hosp Pgh/UPMC	24 (6.4%)
Release of Carpal Tunnel and Other Nerves in Arms/Legs	Meadville	199 (35.7%)	Repair of Hernia in Groin	Meadville	189 (52.6%)
	Saint Vincent SC Erie	92 (16.5%)		Titusville Area	51 (14.2%)
	UPMC Hamot SC	71 (12.7%)		UPMC Hamot SC	24 (6.7%)
Removal of Breast Tumor or Partial Mastectomy	Meadville	61 (34.7%)	Repair of Torn Knee Cartilage	Meadville	273 (55.2%)
	Saint Vincent SC Erie	26 (14.8%)		Edgewood Surgical	47 (9.5%)
	Magee Womens/UPMC	22 (12.5%)		UPMC Horizon	41 (8.3%)

NR = Not reported due to volume limitations

NA = Not applicable

SC = Surgical/Surgery Center

## Common outpatient procedures among county residents, by anticipated payer in FY 2015

	Medicare	Medicaid	Commercial	Other*
Colonoscopy with/without Biopsy	31.8%	8.1%	54.4%	5.6%
Disintegration of Kidney Stones using Shock Waves	32.1%	4.7%	57.2%	6.0%
Incision and Drainage of Ear Drum	4.4%	42.9%	48.8%	3.9%
Injection of Spine for Pain Management	42.8%	8.5%	46.0%	2.6%
Release of Carpal Tunnel and Other Nerves in Arms/Legs	29.5%	13.5%	52.1%	4.9%
Removal of Breast Tumor or Partial Mastectomy	32.6%	6.7%	51.7%	9.0%
Removal of Bunion and Repair of Toe Deformity	22.2%	NR	66.7%	NR
Removal of Cataract and Insertion of Lens	67.5%	4.2%	25.0%	3.3%
Removal of Gallbladder and/or Gallstones	20.1%	17.4%	54.2%	8.3%
Removal of Tonsils and Adenoids	NR	35.7%	57.3%	NR
Repair of Hernia in Groin	29.1%	11.7%	54.2%	5.0%
Repair of Torn Knee Cartilage	8.1%	12.0%	76.1%	3.8%

\* Other government, self-pay, and unknown payer.

NR= Not reported due to volume limitations

*Want to know what Medicare pays health care facilities in PA for common outpatient services such as cataract surgery or biopsies? Then visit PHC4's website at [www.phc4.org](http://www.phc4.org) and click on the interactive database of Medicare Payment Information for Common Outpatient Services.*

### About PHC4

Created by the PA General Assembly in 1986, the PA Health Care Cost Containment Council (PHC4) is an independent state agency charged with collecting, analyzing and reporting information that can be used to improve the quality and restrain the cost of health care in the state. Today, PHC4 is a recognized national leader in public health care reporting. More than 840,000 public reports on patient treatment results are downloaded from the PHC4 website each year, and nearly 100 organizations and individuals annually utilize PHC4's special requests process to access and use data. PHC4 is governed by a 25-member board of directors, representing business, labor, consumers, health care providers, insurers and state government.

Joe Martin, Executive Director  
225 Market Street, Suite 400, Harrisburg, PA 17101  
717-232-6787 • [www.phc4.org](http://www.phc4.org)





# Cumberland County

## Common Outpatient Procedures for Cumberland County Residents in FY 2015



This brief focuses on 12 outpatient procedures commonly performed in Pennsylvania, with specific data shown for Cumberland County.

**1 in 13 County Residents.** In FY 2015, 19,413 (1 in 13) Cumberland County residents underwent at least one of the following 12 common outpatient procedures in a Pennsylvania (PA) facility. Some of these residents had multiple outpatient visits, for a total of 23,929 visits for these procedures.

Common Outpatient Procedures	Procedure Count for County Residents	% Freestanding Ambulatory Center	% Hospital Outpatient Department	Procedure Rate per 10,000 Residents	
				County Rate	State Rate
Colonoscopy with/without Biopsy	10,987	89.7%	10.3%	450.7	335.8
Disintegration of Kidney Stones using Shock Waves	518	2.1%	97.9%	21.3	16.6
Incision and Drainage of Ear Drum	391	66.2%	33.8%	16.0	15.7
Injection of Spine for Pain Management	3,455	66.2%	33.8%	141.7	111.5
Release of Carpal Tunnel and Other Nerves in Arms/Legs	979	78.4%	21.6%	40.2	29.8
Removal of Breast Tumor or Partial Mastectomy	320	18.4%	81.6%	13.1	13.0
Removal of Bunion and Repair of Toe Deformity	393	66.2%	33.8%	16.1	10.9
Removal of Cataract and Insertion of Lens	4,567	97.9%	2.1%	187.4	149.5
Removal of Gallbladder and/or Gallstones	480	0.6%	99.4%	19.7	18.9
Removal of Tonsils and Adenoids	423	57.0%	43.0%	17.4	16.1
Repair of Hernia in Groin	512	27.9%	72.1%	21.0	17.9
Repair of Torn Knee Cartilage	977	74.9%	25.1%	40.1	27.6

These procedures were defined using the Agency for Healthcare Research and Quality's Clinical Classifications Software. Outpatient procedures that were incorporated into inpatient records (e.g., outpatient diagnostic services for patients admitted to the hospital within 3 days of their outpatient visit) were not included here. NR = Not reported due to volume limitations

Statewide, 801,686 PA residents had at least one of these outpatient procedures, and about 16% of residents had several visits, for a total of 972,061 outpatient visits for these 12 procedures for PA residents.

### PA Health Care Cost Containment Council



PHC4's outpatient procedure data, available through its special request program, is an important resource for data users in studying issues such as access to care, cost and reimbursements, community need, and strategic planning.

## Where did Cumberland County residents have these outpatient procedures?

Includes data from FY 2014 through FY 2015 to maximize reporting

	Top 3 Facilities	Number (%)		Top 3 Facilities	Number (%)
Colonoscopy with/without Biopsy	West Shore Endoscopy	5,072 (23.9%)	Removal of Bunion and Repair of Toe Deformity	Grandview Surgery & Laser	229 (26.7%)
	Carlisle Endoscopy	4,309 (20.3%)		Holy Spirit	190 (22.1%)
	Digestive Disease Inst	3,937 (18.5%)		West Shore SC	126 (14.7%)
Disintegration of Kidney Stones using Shock Waves	Holy Spirit	598 (57.4%)	Removal of Cataract and Insertion of Lens	Ophthalmology & Surgical	3,982 (42.3%)
	Pinnacle Health	180 (17.3%)		West Shore SC	1,655 (17.6%)
	Carlisle Regional	132 (12.7%)		Ophthalmology SC	1,241 (13.2%)
Incision and Drainage of Ear Drum	Susquehanna Valley SC	254 (30.8%)	Removal of Gallbladder and/or Gallstones	Holy Spirit	359 (33.0%)
	West Shore SC	192 (23.3%)		Pinnacle Health	324 (29.8%)
	Milton S Hershey	121 (14.7%)		Carlisle Regional	223 (20.5%)
Injection of Spine for Pain Management	Harrisburg Pain Mgmt	2,732 (37.3%)	Removal of Tonsils and Adenoids	West Shore SC	223 (27.0%)
	Pinnacle Health	1,317 (18.0%)		Susquehanna Valley SC	150 (18.2%)
	Ophthalmology & Surgical	924 (12.6%)		Holy Spirit	114 (13.8%)
Release of Carpal Tunnel and Other Nerves in Arms/Legs	Grandview Surgery & Laser	786 (39.7%)	Repair of Hernia in Groin	Pinnacle Health	250 (24.2%)
	Ophthalmology & Surgical	283 (14.3%)		Holy Spirit	245 (23.8%)
	Susquehanna Valley SC	178 (9.0%)		Carlisle Regional	180 (17.5%)
Removal of Breast Tumor or Partial Mastectomy	Pinnacle Health	231 (36.1%)	Repair of Torn Knee Cartilage	Grandview Surgery & Laser	881 (43.9%)
	Holy Spirit	190 (29.7%)		Ophthalmology & Surgical	245 (12.2%)
	West Shore SC	52 (8.1%)		Susquehanna Valley SC	237 (11.8%)

NR = Not reported due to volume limitations

NA = Not applicable

SC = Surgical/Surgery Center

## Common outpatient procedures among county residents, by anticipated payer in FY 2015

	Medicare	Medicaid	Commercial	Other*
Colonoscopy with/without Biopsy	39.3%	1.9%	53.2%	5.5%
Disintegration of Kidney Stones using Shock Waves	25.9%	2.9%	65.6%	5.6%
Incision and Drainage of Ear Drum	2.3%	18.2%	72.9%	6.6%
Injection of Spine for Pain Management	39.4%	2.1%	54.0%	4.5%
Release of Carpal Tunnel and Other Nerves in Arms/Legs	32.2%	3.8%	58.4%	5.6%
Removal of Breast Tumor or Partial Mastectomy	29.4%	2.8%	65.0%	2.8%
Removal of Bunion and Repair of Toe Deformity	28.2%	2.0%	61.1%	8.7%
Removal of Cataract and Insertion of Lens	69.0%	1.7%	27.0%	2.3%
Removal of Gallbladder and/or Gallstones	19.2%	5.4%	72.3%	3.1%
Removal of Tonsils and Adenoids	1.2%	18.7%	75.9%	4.3%
Repair of Hernia in Groin	27.7%	5.5%	61.5%	5.3%
Repair of Torn Knee Cartilage	20.3%	2.9%	70.7%	6.1%

\* Other government, self-pay, and unknown payer.

NR= Not reported due to volume limitations

Want to know what Medicare pays health care facilities in PA for common outpatient services such as cataract surgery or biopsies? Then visit PHC4's website at [www.phc4.org](http://www.phc4.org) and click on the interactive database of Medicare Payment Information for Common Outpatient Services.

### About PHC4

Created by the PA General Assembly in 1986, the PA Health Care Cost Containment Council (PHC4) is an independent state agency charged with collecting, analyzing and reporting information that can be used to improve the quality and restrain the cost of health care in the state. Today, PHC4 is a recognized national leader in public health care reporting. More than 840,000 public reports on patient treatment results are downloaded from the PHC4 website each year, and nearly 100 organizations and individuals annually utilize PHC4's special requests process to access and use data. PHC4 is governed by a 25-member board of directors, representing business, labor, consumers, health care providers, insurers and state government.

Joe Martin, Executive Director  
225 Market Street, Suite 400, Harrisburg, PA 17101  
717-232-6787 • [www.phc4.org](http://www.phc4.org)



# Dauphin County

## Common Outpatient Procedures for Dauphin County Residents in FY 2015



This brief focuses on 12 outpatient procedures commonly performed in Pennsylvania, with specific data shown for Dauphin County.

**1 in 13 County Residents.** In FY 2015, 20,235 (1 in 13) Dauphin County residents underwent at least one of the following 12 common outpatient procedures in a Pennsylvania (PA) facility. Some of these residents had multiple outpatient visits, for a total of 25,910 visits for these procedures.

Common Outpatient Procedures	Procedure Count for County Residents	% Freestanding Ambulatory Center	% Hospital Outpatient Department	Procedure Rate per 10,000 Residents	
				County Rate	State Rate
Colonoscopy with/without Biopsy	10,801	80.6%	19.4%	397.9	335.8
Disintegration of Kidney Stones using Shock Waves	493	11.8%	88.2%	18.2	16.6
Incision and Drainage of Ear Drum	502	51.0%	49.0%	18.5	15.7
Injection of Spine for Pain Management	5,432	77.2%	22.8%	200.1	111.5
Release of Carpal Tunnel and Other Nerves in Arms/Legs	1,013	75.1%	24.9%	37.3	29.8
Removal of Breast Tumor or Partial Mastectomy	344	9.0%	91.0%	12.7	13.0
Removal of Bunion and Repair of Toe Deformity	304	53.0%	47.0%	11.2	10.9
Removal of Cataract and Insertion of Lens	4,659	95.9%	4.1%	171.6	149.5
Removal of Gallbladder and/or Gallstones	561	0.4%	99.6%	20.7	18.9
Removal of Tonsils and Adenoids	391	45.8%	54.2%	14.4	16.1
Repair of Hernia in Groin	495	20.8%	79.2%	18.2	17.9
Repair of Torn Knee Cartilage	1,009	73.0%	27.0%	37.2	27.6

These procedures were defined using the Agency for Healthcare Research and Quality's Clinical Classifications Software. Outpatient procedures that were incorporated into inpatient records (e.g., outpatient diagnostic services for patients admitted to the hospital within 3 days of their outpatient visit) were not included here. NR = Not reported due to volume limitations

Statewide, 801,686 PA residents had at least one of these outpatient procedures, and about 16% of residents had several visits, for a total of 972,061 outpatient visits for these 12 procedures for PA residents.

### PA Health Care Cost Containment Council



PHC4's outpatient procedure data, available through its special request program, is an important resource for data users in studying issues such as access to care, cost and reimbursements, community need, and strategic planning.

## Where did Dauphin County residents have these outpatient procedures?

Includes data from FY 2014 through FY 2015 to maximize reporting

	Top 3 Facilities	Number (%)		Top 3 Facilities	Number (%)
Colonoscopy with/without Biopsy	Harrisburg Endoscopy & SC	7,222 (34.9%)	Removal of Bunion and Repair of Toe Deformity	Pinnacle Health	240 (34.8%)
	West Shore Endoscopy	3,190 (15.4%)		Grandview Surgery & Laser	95 (13.8%)
	Pinnacle Health	2,770 (13.4%)		Holy Spirit	83 (12.0%)
Disintegration of Kidney Stones using Shock Waves	Pinnacle Health	444 (45.3%)	Removal of Cataract and Insertion of Lens	Ophthalmology SC	2,518 (26.9%)
	Holy Spirit	253 (25.8%)		PA Eye SC	1,949 (20.8%)
	Milton S Hershey	136 (13.9%)		Capital Surgery & Laser	1,873 (20.0%)
Incision and Drainage of Ear Drum	Susquehanna Valley SC	366 (39.0%)	Removal of Gallbladder and/or Gallstones	Pinnacle Health	708 (63.1%)
	Milton S Hershey	296 (31.5%)		Milton S Hershey	256 (22.8%)
	West Shore SC	89 (9.5%)		Holy Spirit	115 (10.2%)
Injection of Spine for Pain Management	Harrisburg Pain Mgmt	7,087 (64.3%)	Removal of Tonsils and Adenoids	Milton S Hershey	265 (33.8%)
	Pinnacle Health	1,756 (15.9%)		Susquehanna Valley SC	258 (32.9%)
	PRISM Center	1,159 (10.5%)		Pinnacle Health	96 (12.2%)
Release of Carpal Tunnel and Other Nerves in Arms/Legs	Susquehanna Valley SC	711 (33.9%)	Repair of Hernia in Groin	Pinnacle Health	486 (48.9%)
	Grandview Surgery & Laser	525 (25.0%)		Milton S Hershey	221 (22.2%)
	Pinnacle Health	366 (17.5%)		Holy Spirit	78 (7.8%)
Removal of Breast Tumor or Partial Mastectomy	Pinnacle Health	392 (60.0%)	Repair of Torn Knee Cartilage	Susquehanna Valley SC	877 (41.8%)
	Milton S Hershey	145 (22.2%)		Grandview Surgery & Laser	521 (24.8%)
	Holy Spirit	46 (7.0%)		Pinnacle Health	457 (21.8%)

NR = Not reported due to volume limitations

NA = Not applicable

SC = Surgical/Surgery Center

## Common outpatient procedures among county residents, by anticipated payer in FY 2015

	Medicare	Medicaid	Commercial	Other*
Colonoscopy with/without Biopsy	30.3%	3.7%	63.5%	2.4%
Disintegration of Kidney Stones using Shock Waves	29.4%	7.5%	56.2%	6.9%
Incision and Drainage of Ear Drum	4.8%	28.7%	63.5%	3.0%
Injection of Spine for Pain Management	34.1%	2.0%	60.6%	3.3%
Release of Carpal Tunnel and Other Nerves in Arms/Legs	24.2%	9.7%	62.3%	3.8%
Removal of Breast Tumor or Partial Mastectomy	30.8%	8.4%	59.0%	1.7%
Removal of Bunion and Repair of Toe Deformity	24.0%	7.6%	64.8%	3.6%
Removal of Cataract and Insertion of Lens	55.4%	2.9%	37.1%	4.6%
Removal of Gallbladder and/or Gallstones	13.7%	10.0%	71.7%	4.6%
Removal of Tonsils and Adenoids	1.8%	27.1%	68.0%	3.1%
Repair of Hernia in Groin	24.2%	9.9%	62.0%	3.8%
Repair of Torn Knee Cartilage	15.1%	5.4%	74.4%	5.2%

\* Other government, self-pay, and unknown payer.

NR= Not reported due to volume limitations

*Want to know what Medicare pays health care facilities in PA for common outpatient services such as cataract surgery or biopsies? Then visit PHC4's website at [www.phc4.org](http://www.phc4.org) and click on the interactive database of Medicare Payment Information for Common Outpatient Services.*

### About PHC4

Created by the PA General Assembly in 1986, the PA Health Care Cost Containment Council (PHC4) is an independent state agency charged with collecting, analyzing and reporting information that can be used to improve the quality and restrain the cost of health care in the state. Today, PHC4 is a recognized national leader in public health care reporting. More than 840,000 public reports on patient treatment results are downloaded from the PHC4 website each year, and nearly 100 organizations and individuals annually utilize PHC4's special requests process to access and use data. PHC4 is governed by a 25-member board of directors, representing business, labor, consumers, health care providers, insurers and state government.

Joe Martin, Executive Director  
225 Market Street, Suite 400, Harrisburg, PA 17101  
717-232-6787 • [www.phc4.org](http://www.phc4.org)



# Delaware County

## Common Outpatient Procedures for Delaware County Residents in FY 2015



This brief focuses on 12 outpatient procedures commonly performed in Pennsylvania, with specific data shown for Delaware County.

**1 in 16 County Residents.** In FY 2015, 34,149 (1 in 16) Delaware County residents underwent at least one of the following 12 common outpatient procedures in a Pennsylvania (PA) facility. Some of these residents had multiple outpatient visits, for a total of 41,025 visits for these procedures.

Common Outpatient Procedures	Procedure Count for County Residents	% Freestanding Ambulatory Center	% Hospital Outpatient Department	Procedure Rate per 10,000 Residents	
				County Rate	State Rate
Colonoscopy with/without Biopsy	19,633	60.8%	39.2%	348.7	335.8
Disintegration of Kidney Stones using Shock Waves	712	9.6%	90.4%	12.6	16.6
Incision and Drainage of Ear Drum	677	61.6%	38.4%	12.0	15.7
Injection of Spine for Pain Management	6,252	70.1%	29.9%	111.1	111.5
Release of Carpal Tunnel and Other Nerves in Arms/Legs	1,265	58.0%	42.0%	22.5	29.8
Removal of Breast Tumor or Partial Mastectomy	795	5.7%	94.3%	14.1	13.0
Removal of Bunion and Repair of Toe Deformity	537	25.5%	74.5%	9.5	10.9
Removal of Cataract and Insertion of Lens	7,489	61.0%	39.0%	133.0	149.5
Removal of Gallbladder and/or Gallstones	581	0.0%	100.0%	10.3	18.9
Removal of Tonsils and Adenoids	610	42.1%	57.9%	10.8	16.1
Repair of Hernia in Groin	923	14.0%	86.0%	16.4	17.9
Repair of Torn Knee Cartilage	1,617	52.4%	47.6%	28.7	27.6

These procedures were defined using the Agency for Healthcare Research and Quality's Clinical Classifications Software. Outpatient procedures that were incorporated into inpatient records (e.g., outpatient diagnostic services for patients admitted to the hospital within 3 days of their outpatient visit) were not included here. NR = Not reported due to volume limitations

Statewide, 801,686 PA residents had at least one of these outpatient procedures, and about 16% of residents had several visits, for a total of 972,061 outpatient visits for these 12 procedures for PA residents.

### PA Health Care Cost Containment Council



PHC4's outpatient procedure data, available through its special request program, is an important resource for data users in studying issues such as access to care, cost and reimbursements, community need, and strategic planning.

## Where did Delaware County residents have these outpatient procedures?

Includes data from FY 2014 through FY 2015 to maximize reporting

	Top 3 Facilities	Number (%)		Top 3 Facilities	Number (%)
Colonoscopy with/without Biopsy	Bryn Mawr Med Specialists	4,427 (10.9%)	Removal of Bunion and Repair of Toe Deformity	Delaware County Memorial	178 (15.9%)
	Main Line Endoscopy/East	2,924 (7.2%)		Main Line Bryn Mawr	118 (10.5%)
	Manoa Diagnostic	2,816 (6.9%)		Crozer Chester	86 (7.7%)
Disintegration of Kidney Stones using Shock Waves	Crozer Chester	340 (23.9%)	Removal of Cataract and Insertion of Lens	Crozer SC/Brinton Lake	2,748 (17.9%)
	Riddle Memorial	268 (18.8%)		Main Line SC	1,762 (11.5%)
	Delaware County Memorial	215 (15.1%)		Riddle Memorial	1,584 (10.3%)
Incision and Drainage of Ear Drum	Children's Hosp Phila	249 (19.5%)	Removal of Gallbladder and/or Gallstones	Main Line Bryn Mawr	177 (15.8%)
	CHOP ASC Exton	234 (18.4%)		Delaware County Memorial	175 (15.6%)
	Crozer SC/Brinton Lake	166 (13.0%)		Riddle Memorial	157 (14.0%)
Injection of Spine for Pain Management	Crozer SC/Brinton Lake	2,272 (18.2%)	Removal of Tonsils and Adenoids	Children's Hosp Phila	217 (18.4%)
	Crozer SC/Haverford	1,750 (14.0%)		Crozer SC/Brinton Lake	195 (16.6%)
	Main Line Spine SC	1,748 (14.0%)		Riddle SC	93 (7.9%)
Release of Carpal Tunnel and Other Nerves in Arms/Legs	Crozer SC/Brinton Lake	450 (17.3%)	Repair of Hernia in Groin	Main Line Bryn Mawr	321 (17.0%)
	Riddle SC	395 (15.2%)		Delaware County Memorial	228 (12.1%)
	Crozer SC/Haverford	375 (14.4%)		Riddle Memorial	225 (11.9%)
Removal of Breast Tumor or Partial Mastectomy	Crozer Chester	285 (18.1%)	Repair of Torn Knee Cartilage	Crozer SC/Brinton Lake	644 (18.9%)
	Main Line Bryn Mawr	223 (14.2%)		Crozer SC/Haverford	470 (13.8%)
	Delaware County Memorial	201 (12.8%)		Taylor	404 (11.9%)

NR = Not reported due to volume limitations

NA = Not applicable

SC = Surgical/Surgery Center

## Common outpatient procedures among county residents, by anticipated payer in FY 2015

	Medicare	Medicaid	Commercial	Other*
Colonoscopy with/without Biopsy	29.3%	5.0%	62.0%	3.6%
Disintegration of Kidney Stones using Shock Waves	28.4%	5.6%	50.8%	15.2%
Incision and Drainage of Ear Drum	12.7%	16.1%	57.9%	13.3%
Injection of Spine for Pain Management	40.0%	4.0%	51.4%	4.6%
Release of Carpal Tunnel and Other Nerves in Arms/Legs	33.8%	6.2%	57.2%	2.8%
Removal of Breast Tumor or Partial Mastectomy	33.7%	6.4%	56.9%	3.0%
Removal of Bunion and Repair of Toe Deformity	27.6%	5.8%	61.5%	5.2%
Removal of Cataract and Insertion of Lens	67.3%	2.5%	26.0%	4.2%
Removal of Gallbladder and/or Gallstones	18.2%	11.0%	66.6%	4.1%
Removal of Tonsils and Adenoids	0.8%	22.1%	69.3%	7.7%
Repair of Hernia in Groin	29.8%	8.2%	57.6%	4.3%
Repair of Torn Knee Cartilage	15.8%	4.4%	75.0%	4.8%

\* Other government, self-pay, and unknown payer.

NR= Not reported due to volume limitations

*Want to know what Medicare pays health care facilities in PA for common outpatient services such as cataract surgery or biopsies? Then visit PHC4's website at [www.phc4.org](http://www.phc4.org) and click on the interactive database of Medicare Payment Information for Common Outpatient Services.*

### About PHC4

Created by the PA General Assembly in 1986, the PA Health Care Cost Containment Council (PHC4) is an independent state agency charged with collecting, analyzing and reporting information that can be used to improve the quality and restrain the cost of health care in the state. Today, PHC4 is a recognized national leader in public health care reporting. More than 840,000 public reports on patient treatment results are downloaded from the PHC4 website each year, and nearly 100 organizations and individuals annually utilize PHC4's special requests process to access and use data. PHC4 is governed by a 25-member board of directors, representing business, labor, consumers, health care providers, insurers and state government.

Joe Martin, Executive Director  
225 Market Street, Suite 400, Harrisburg, PA 17101  
717-232-6787 • [www.phc4.org](http://www.phc4.org)





# Elk County

## Common Outpatient Procedures for Elk County Residents in FY 2015



This brief focuses on 12 outpatient procedures commonly performed in Pennsylvania, with specific data shown for Elk County.

**1 in 13 County Residents.** In FY 2015, 2,441 (1 in 13) Elk County residents underwent at least one of the following 12 common outpatient procedures in a Pennsylvania (PA) facility. Some of these residents had multiple outpatient visits, for a total of 2,929 visits for these procedures.

Common Outpatient Procedures	Procedure Count for County Residents	% Freestanding Ambulatory Center	% Hospital Outpatient Department	Procedure Rate per 10,000 Residents	
				County Rate	State Rate
Colonoscopy with/without Biopsy	1,301	23.1%	76.9%	417.1	335.8
Disintegration of Kidney Stones using Shock Waves	58	8.6%	91.4%	18.6	16.6
Incision and Drainage of Ear Drum	165	4.8%	95.2%	52.9	15.7
Injection of Spine for Pain Management	50	34.0%	66.0%	16.0	111.5
Release of Carpal Tunnel and Other Nerves in Arms/Legs	200	26.5%	73.5%	64.1	29.8
Removal of Breast Tumor or Partial Mastectomy	42	9.5%	90.5%	13.5	13.0
Removal of Bunion and Repair of Toe Deformity	51	31.4%	68.6%	16.3	10.9
Removal of Cataract and Insertion of Lens	700	86.7%	13.3%	224.4	149.5
Removal of Gallbladder and/or Gallstones	102	0.0%	100.0%	32.7	18.9
Removal of Tonsils and Adenoids	88	10.2%	89.8%	28.2	16.1
Repair of Hernia in Groin	60	15.0%	85.0%	19.2	17.9
Repair of Torn Knee Cartilage	129	48.8%	51.2%	41.4	27.6

These procedures were defined using the Agency for Healthcare Research and Quality's Clinical Classifications Software. Outpatient procedures that were incorporated into inpatient records (e.g., outpatient diagnostic services for patients admitted to the hospital within 3 days of their outpatient visit) were not included here. NR = Not reported due to volume limitations

Statewide, 801,686 PA residents had at least one of these outpatient procedures, and about 16% of residents had several visits, for a total of 972,061 outpatient visits for these 12 procedures for PA residents.

### PA Health Care Cost Containment Council



PHC4's outpatient procedure data, available through its special request program, is an important resource for data users in studying issues such as access to care, cost and reimbursements, community need, and strategic planning.

## Where did Elk County residents have these outpatient procedures?

Includes data from FY 2014 through FY 2015 to maximize reporting

	Top 3 Facilities	Number (%)		Top 3 Facilities	Number (%)
Colonoscopy with/without Biopsy	Penn Highlands/Elk	914 (34.2%)	Removal of Bunion and Repair of Toe Deformity	Penn Highlands/DuBois	33 (32.0%)
	Penn Highlands/DuBois	872 (32.6%)		Penn Highlands/Elk	27 (26.2%)
	Penn Highlands Elk SC	525 (19.6%)		UOC Surgical Services	19 (18.4%)
Disintegration of Kidney Stones using Shock Waves	Penn Highlands/DuBois	45 (44.1%)	Removal of Cataract and Insertion of Lens	Penn Highlands Elk SC	886 (57.9%)
	Penn Highlands/Elk	33 (32.4%)		Laurel Laser/Brookville	401 (26.2%)
	NR	<5 (NR)		Penn Highlands/DuBois	78 (5.1%)
Incision and Drainage of Ear Drum	Penn Highlands/DuBois	274 (85.1%)	Removal of Gallbladder and/or Gallstones	Penn Highlands/Elk	119 (46.9%)
	Penn Highlands/Elk	23 (7.1%)		Penn Highlands/DuBois	114 (44.9%)
	CHP North SC	15 (4.7%)		Kane Community	12 (4.7%)
Injection of Spine for Pain Management	UPMC St Margaret	22 (24.2%)	Removal of Tonsils and Adenoids	Penn Highlands/DuBois	107 (69.0%)
	UPMC Presby Shadyside	18 (19.8%)		Penn Highlands/Elk	17 (11.0%)
	Charles Cole Memorial	7 (7.7%)		CHP North SC	14 (9.0%)
Release of Carpal Tunnel and Other Nerves in Arms/Legs	Penn Highlands/Elk	187 (51.4%)	Repair of Hernia in Groin	Penn Highlands/Elk	78 (51.3%)
	Penn Highlands/DuBois	45 (12.4%)		Penn Highlands/DuBois	35 (23.0%)
	UOC Surgical Services	28 (7.7%)		Penn Highlands Elk SC	16 (10.5%)
Removal of Breast Tumor or Partial Mastectomy	Penn Highlands/Elk	50 (54.3%)	Repair of Torn Knee Cartilage	UOC Surgical Services	103 (38.6%)
	Penn Highlands/DuBois	21 (22.8%)		Penn Highlands/Elk	84 (31.5%)
	Penn Highlands Elk SC	6 (6.5%)		Penn Highlands/DuBois	30 (11.2%)

NR = Not reported due to volume limitations

NA = Not applicable

SC = Surgical/Surgery Center

## Common outpatient procedures among county residents, by anticipated payer in FY 2015

	Medicare	Medicaid	Commercial	Other*
Colonoscopy with/without Biopsy	38.0%	4.9%	51.9%	5.1%
Disintegration of Kidney Stones using Shock Waves	25.9%	NR	63.8%	NR
Incision and Drainage of Ear Drum	NR	29.7%	64.2%	NR
Injection of Spine for Pain Management	22.0%	12.0%	56.0%	10.0%
Release of Carpal Tunnel and Other Nerves in Arms/Legs	34.5%	8.5%	54.5%	2.5%
Removal of Breast Tumor or Partial Mastectomy	38.1%	NR	52.4%	NR
Removal of Bunion and Repair of Toe Deformity	29.4%	NR	52.9%	NR
Removal of Cataract and Insertion of Lens	74.3%	1.0%	23.9%	0.9%
Removal of Gallbladder and/or Gallstones	29.4%	NR	61.8%	NR
Removal of Tonsils and Adenoids	NR	26.1%	69.3%	NR
Repair of Hernia in Groin	23.3%	NR	63.3%	NR
Repair of Torn Knee Cartilage	13.2%	NR	73.6%	NR

\* Other government, self-pay, and unknown payer.

NR= Not reported due to volume limitations

*Want to know what Medicare pays health care facilities in PA for common outpatient services such as cataract surgery or biopsies? Then visit PHC4's website at [www.phc4.org](http://www.phc4.org) and click on the interactive database of Medicare Payment Information for Common Outpatient Services.*

### About PHC4

Created by the PA General Assembly in 1986, the PA Health Care Cost Containment Council (PHC4) is an independent state agency charged with collecting, analyzing and reporting information that can be used to improve the quality and restrain the cost of health care in the state. Today, PHC4 is a recognized national leader in public health care reporting. More than 840,000 public reports on patient treatment results are downloaded from the PHC4 website each year, and nearly 100 organizations and individuals annually utilize PHC4's special requests process to access and use data. PHC4 is governed by a 25-member board of directors, representing business, labor, consumers, health care providers, insurers and state government.

Joe Martin, Executive Director  
225 Market Street, Suite 400, Harrisburg, PA 17101  
717-232-6787 • [www.phc4.org](http://www.phc4.org)



# Erie County

## Common Outpatient Procedures for Erie County Residents in FY 2015



This brief focuses on 12 outpatient procedures commonly performed in Pennsylvania, with specific data shown for Erie County.

**1 in 16 County Residents.** In FY 2015, 17,460 (1 in 16) Erie County residents underwent at least one of the following 12 common outpatient procedures in a Pennsylvania (PA) facility. Some of these residents had multiple outpatient visits, for a total of 21,463 visits for these procedures.

Common Outpatient Procedures	Procedure Count for County Residents	% Freestanding Ambulatory Center	% Hospital Outpatient Department	Procedure Rate per 10,000 Residents	
				County Rate	State Rate
Colonoscopy with/without Biopsy	8,505	79.7%	20.3%	305.4	335.8
Disintegration of Kidney Stones using Shock Waves	579	22.6%	77.4%	20.8	16.6
Incision and Drainage of Ear Drum	512	89.6%	10.4%	18.4	15.7
Injection of Spine for Pain Management	3,658	91.5%	8.5%	131.4	111.5
Release of Carpal Tunnel and Other Nerves in Arms/Legs	724	90.2%	9.8%	26.0	29.8
Removal of Breast Tumor or Partial Mastectomy	319	36.4%	63.6%	11.5	13.0
Removal of Bunion and Repair of Toe Deformity	344	83.1%	16.9%	12.4	10.9
Removal of Cataract and Insertion of Lens	3,976	96.4%	3.6%	142.8	149.5
Removal of Gallbladder and/or Gallstones	864	1.4%	98.6%	31.0	18.9
Removal of Tonsils and Adenoids	690	83.5%	16.5%	24.8	16.1
Repair of Hernia in Groin	596	41.1%	58.9%	21.4	17.9
Repair of Torn Knee Cartilage	852	83.6%	16.4%	30.6	27.6

These procedures were defined using the Agency for Healthcare Research and Quality's Clinical Classifications Software. Outpatient procedures that were incorporated into inpatient records (e.g., outpatient diagnostic services for patients admitted to the hospital within 3 days of their outpatient visit) were not included here. NR = Not reported due to volume limitations

Statewide, 801,686 PA residents had at least one of these outpatient procedures, and about 16% of residents had several visits, for a total of 972,061 outpatient visits for these 12 procedures for PA residents.

### PA Health Care Cost Containment Council



PHC4's outpatient procedure data, available through its special request program, is an important resource for data users in studying issues such as access to care, cost and reimbursements, community need, and strategic planning.

## Where did Erie County residents have these outpatient procedures?

Includes data from FY 2014 through FY 2015 to maximize reporting

	Top 3 Facilities	Number (%)		Top 3 Facilities	Number (%)
Colonoscopy with/without Biopsy	UPMC Hamot SC	8,634 (50.8%)	Removal of Bunion and Repair of Toe Deformity	Village SC	309 (41.0%)
	Saint Vincent Endoscopy	3,427 (20.2%)		UPMC Hamot SC	247 (32.8%)
	Village SC	1,464 (8.6%)		Saint Vincent SC Erie	60 (8.0%)
Disintegration of Kidney Stones using Shock Waves	Saint Vincent	575 (48.9%)	Removal of Cataract and Insertion of Lens	Saint Vincent SC Erie	3,907 (50.9%)
	UPMC Hamot	252 (21.4%)		Village SC	1,932 (25.2%)
	UPMC Hamot SC	237 (20.1%)		UPMC Hamot SC	1,436 (18.7%)
Incision and Drainage of Ear Drum	Saint Vincent SC Erie	451 (41.9%)	Removal of Gallbladder and/or Gallstones	UPMC Hamot	878 (49.9%)
	UPMC Hamot SC	435 (40.4%)		Saint Vincent	622 (35.4%)
	UPMC Hamot	45 (4.2%)		Millcreek Community	184 (10.5%)
Injection of Spine for Pain Management	Greater Erie SC	3,237 (39.7%)	Removal of Tonsils and Adenoids	UPMC Hamot SC	566 (40.2%)
	Saint Vincent SC Erie	2,307 (28.3%)		Saint Vincent SC Erie	541 (38.5%)
	Village SC	1,079 (13.2%)		UPMC Hamot	97 (6.9%)
Release of Carpal Tunnel and Other Nerves in Arms/Legs	Saint Vincent SC Erie	593 (42.1%)	Repair of Hernia in Groin	Saint Vincent	414 (35.0%)
	UPMC Hamot SC	497 (35.2%)		UPMC Hamot SC	407 (34.4%)
	Village SC	168 (11.9%)		UPMC Hamot	159 (13.4%)
Removal of Breast Tumor or Partial Mastectomy	UPMC Hamot	238 (39.8%)	Repair of Torn Knee Cartilage	Saint Vincent SC Erie	763 (42.5%)
	Saint Vincent SC Erie	157 (26.3%)		Village SC	376 (20.9%)
	Saint Vincent	87 (14.5%)		UPMC Hamot SC	354 (19.7%)

NR = Not reported due to volume limitations

NA = Not applicable

SC = Surgical/Surgery Center

## Common outpatient procedures among county residents, by anticipated payer in FY 2015

	Medicare	Medicaid	Commercial	Other*
Colonoscopy with/without Biopsy	31.5%	9.9%	55.4%	3.2%
Disintegration of Kidney Stones using Shock Waves	32.1%	9.5%	52.7%	5.7%
Incision and Drainage of Ear Drum	1.2%	48.4%	47.7%	2.7%
Injection of Spine for Pain Management	41.5%	7.8%	47.9%	2.7%
Release of Carpal Tunnel and Other Nerves in Arms/Legs	31.5%	9.4%	56.8%	2.3%
Removal of Breast Tumor or Partial Mastectomy	40.1%	11.6%	43.9%	4.4%
Removal of Bunion and Repair of Toe Deformity	29.7%	11.0%	55.5%	3.8%
Removal of Cataract and Insertion of Lens	73.4%	2.6%	20.0%	4.0%
Removal of Gallbladder and/or Gallstones	18.6%	17.5%	54.9%	9.0%
Removal of Tonsils and Adenoids	1.3%	39.7%	56.1%	2.9%
Repair of Hernia in Groin	29.2%	11.7%	55.2%	3.9%
Repair of Torn Knee Cartilage	19.6%	4.6%	72.3%	3.5%

\* Other government, self-pay, and unknown payer.

NR= Not reported due to volume limitations

*Want to know what Medicare pays health care facilities in PA for common outpatient services such as cataract surgery or biopsies? Then visit PHC4's website at [www.phc4.org](http://www.phc4.org) and click on the interactive database of Medicare Payment Information for Common Outpatient Services.*

### About PHC4

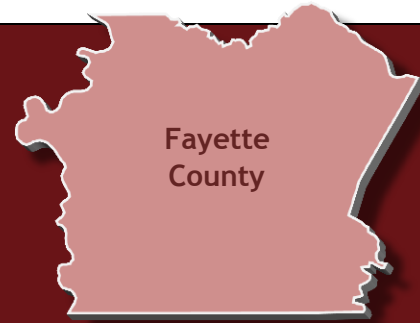
Created by the PA General Assembly in 1986, the PA Health Care Cost Containment Council (PHC4) is an independent state agency charged with collecting, analyzing and reporting information that can be used to improve the quality and restrain the cost of health care in the state. Today, PHC4 is a recognized national leader in public health care reporting. More than 840,000 public reports on patient treatment results are downloaded from the PHC4 website each year, and nearly 100 organizations and individuals annually utilize PHC4's special requests process to access and use data. PHC4 is governed by a 25-member board of directors, representing business, labor, consumers, health care providers, insurers and state government.

Joe Martin, Executive Director  
225 Market Street, Suite 400, Harrisburg, PA 17101  
717-232-6787 • [www.phc4.org](http://www.phc4.org)



# Fayette County

## Common Outpatient Procedures for Fayette County Residents in FY 2015



This brief focuses on 12 outpatient procedures commonly performed in Pennsylvania, with specific data shown for Fayette County.

**1 in 13 County Residents.** In FY 2015, 10,581 (1 in 13) Fayette County residents underwent at least one of the following 12 common outpatient procedures in a Pennsylvania (PA) facility. Some of these residents had multiple outpatient visits, for a total of 12,670 visits for these procedures.

Common Outpatient Procedures	Procedure Count for County Residents	% Freestanding Ambulatory Center	% Hospital Outpatient Department	Procedure Rate per 10,000 Residents	
				County Rate	State Rate
Colonoscopy with/without Biopsy	6,454	68.1%	31.9%	481.3	335.8
Disintegration of Kidney Stones using Shock Waves	355	4.2%	95.8%	26.5	16.6
Incision and Drainage of Ear Drum	189	36.5%	63.5%	14.1	15.7
Injection of Spine for Pain Management	1,200	65.8%	34.3%	89.5	111.5
Release of Carpal Tunnel and Other Nerves in Arms/Legs	558	31.2%	68.8%	41.6	29.8
Removal of Breast Tumor or Partial Mastectomy	177	6.8%	93.2%	13.2	13.0
Removal of Bunion and Repair of Toe Deformity	118	29.7%	70.3%	8.8	10.9
Removal of Cataract and Insertion of Lens	2,257	65.4%	34.6%	168.3	149.5
Removal of Gallbladder and/or Gallstones	566	0.0%	100.0%	42.2	18.9
Removal of Tonsils and Adenoids	241	24.5%	75.5%	18.0	16.1
Repair of Hernia in Groin	245	5.7%	94.3%	18.3	17.9
Repair of Torn Knee Cartilage	339	13.3%	86.7%	25.3	27.6

These procedures were defined using the Agency for Healthcare Research and Quality's Clinical Classifications Software. Outpatient procedures that were incorporated into inpatient records (e.g., outpatient diagnostic services for patients admitted to the hospital within 3 days of their outpatient visit) were not included here. NR = Not reported due to volume limitations

Statewide, 801,686 PA residents had at least one of these outpatient procedures, and about 16% of residents had several visits, for a total of 972,061 outpatient visits for these 12 procedures for PA residents.

### PA Health Care Cost Containment Council



PHC4's outpatient procedure data, available through its special request program, is an important resource for data users in studying issues such as access to care, cost and reimbursements, community need, and strategic planning.

## Where did Fayette County residents have these outpatient procedures?

Includes data from FY 2014 through FY 2015 to maximize reporting

	Top 3 Facilities	Number (%)		Top 3 Facilities	Number (%)
Colonoscopy with/without Biopsy	Southwestern Endoscopy	7,414 (57.0%)	Removal of Bunion and Repair of Toe Deformity	Uniontown	104 (41.3%)
	Uniontown	1,300 (10.0%)		UPMC Mercy South Side SC	31 (12.3%)
	Frick	912 (7.0%)		* See footnote	18 (7.1%)
Disintegration of Kidney Stones using Shock Waves	Uniontown	341 (56.4%)	Removal of Cataract and Insertion of Lens	Uniontown	1,118 (25.4%)
	Monongahela Valley	57 (9.4%)		Southwestern PA Eye SC	696 (15.8%)
	Frick	52 (8.6%)		Mt Pleasant SC	675 (15.4%)
Incision and Drainage of Ear Drum	Uniontown	128 (34.6%)	Removal of Gallbladder and/or Gallstones	Uniontown	727 (62.7%)
	CHP North SC	97 (26.2%)		Highlands	128 (11.0%)
	Children's Hosp Pgh/UPMC	63 (17.0%)		Jefferson	92 (7.9%)
Injection of Spine for Pain Management	Spartan Health SC	1,135 (50.0%)	Removal of Tonsils and Adenoids	Uniontown	168 (35.2%)
	UPMC Presby Shadyside	205 (9.0%)		Children's Hosp Pgh/UPMC	98 (20.5%)
	Monongahela Valley	176 (7.8%)		CHP North SC	81 (17.0%)
Release of Carpal Tunnel and Other Nerves in Arms/Legs	Uniontown	486 (43.9%)	Repair of Hernia in Groin	Uniontown	242 (48.6%)
	Excela Health Norwin	83 (7.5%)		Monongahela Valley	47 (9.4%)
	Spartan Health SC	72 (6.5%)		Jefferson	37 (7.4%)
Removal of Breast Tumor or Partial Mastectomy	Uniontown	130 (42.2%)	Repair of Torn Knee Cartilage	Uniontown	333 (47.7%)
	Magee Womens/UPMC	34 (11.0%)		Monongahela Valley	82 (11.7%)
	Monongahela Valley	34 (11.0%)		Jefferson	38 (5.4%)

NR = Not reported due to volume limitations

\* Jefferson and Monongahela Valley were tied at 18.

NA = Not applicable

SC = Surgical/Surgery Center

## Common outpatient procedures among county residents, by anticipated payer in FY 2015

	Medicare	Medicaid	Commercial	Other*
Colonoscopy with/without Biopsy	37.4%	11.8%	46.3%	4.5%
Disintegration of Kidney Stones using Shock Waves	34.1%	17.5%	38.9%	9.6%
Incision and Drainage of Ear Drum	6.3%	51.3%	34.9%	7.4%
Injection of Spine for Pain Management	39.0%	15.2%	40.7%	5.2%
Release of Carpal Tunnel and Other Nerves in Arms/Legs	29.7%	15.2%	47.3%	7.7%
Removal of Breast Tumor or Partial Mastectomy	26.6%	15.8%	49.2%	8.5%
Removal of Bunion and Repair of Toe Deformity	29.7%	13.6%	48.3%	8.5%
Removal of Cataract and Insertion of Lens	71.8%	5.2%	19.3%	3.7%
Removal of Gallbladder and/or Gallstones	21.7%	22.3%	45.2%	10.8%
Removal of Tonsils and Adenoids	NR	47.7%	44.8%	NR
Repair of Hernia in Groin	35.5%	14.3%	42.9%	7.3%
Repair of Torn Knee Cartilage	20.6%	12.1%	53.7%	13.6%

\* Other government, self-pay, and unknown payer.

NR= Not reported due to volume limitations

Want to know what Medicare pays health care facilities in PA for common outpatient services such as cataract surgery or biopsies? Then visit PHC4's website at [www.phc4.org](http://www.phc4.org) and click on the interactive database of Medicare Payment Information for Common Outpatient Services.

### About PHC4

Created by the PA General Assembly in 1986, the PA Health Care Cost Containment Council (PHC4) is an independent state agency charged with collecting, analyzing and reporting information that can be used to improve the quality and restrain the cost of health care in the state. Today, PHC4 is a recognized national leader in public health care reporting. More than 840,000 public reports on patient treatment results are downloaded from the PHC4 website each year, and nearly 100 organizations and individuals annually utilize PHC4's special requests process to access and use data. PHC4 is governed by a 25-member board of directors, representing business, labor, consumers, health care providers, insurers and state government.

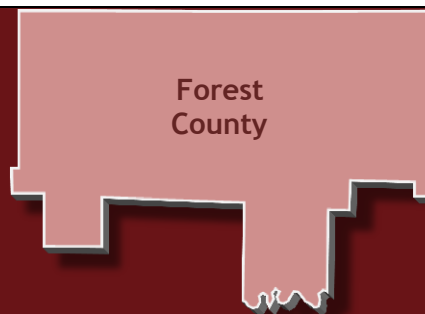
Joe Martin, Executive Director  
225 Market Street, Suite 400, Harrisburg, PA 17101  
717-232-6787 • [www.phc4.org](http://www.phc4.org)





# Forest County

## Common Outpatient Procedures for Forest County Residents in FY 2015



This brief focuses on 12 outpatient procedures commonly performed in Pennsylvania, with specific data shown for Forest County.

**1 in 18 County Residents.** In FY 2015, 412 (1 in 18) Forest County residents underwent at least one of the following 12 common outpatient procedures in a Pennsylvania (PA) facility. Some of these residents had multiple outpatient visits, for a total of 510 visits for these procedures.

Common Outpatient Procedures	Procedure Count for County Residents	% Freestanding Ambulatory Center	% Hospital Outpatient Department	Procedure Rate per 10,000 Residents	
				County Rate	State Rate
Colonoscopy with/without Biopsy	192	26.0%	74.0%	255.4	335.8
Disintegration of Kidney Stones using Shock Waves	7	0.0%	100.0%	9.3	16.6
Incision and Drainage of Ear Drum	5	20.0%	80.0%	6.7	15.7
Injection of Spine for Pain Management	64	6.3%	93.8%	85.1	111.5
Release of Carpal Tunnel and Other Nerves in Arms/Legs	25	24.0%	76.0%	33.3	29.8
Removal of Breast Tumor or Partial Mastectomy	5	0.0%	100.0%	6.7	13.0
Removal of Bunion and Repair of Toe Deformity	<5	NR	NR	NR	10.9
Removal of Cataract and Insertion of Lens	161	77.6%	22.4%	214.2	149.5
Removal of Gallbladder and/or Gallstones	14	0.0%	100.0%	18.6	18.9
Removal of Tonsils and Adenoids	9	0.0%	100.0%	12.0	16.1
Repair of Hernia in Groin	12	0.0%	100.0%	16.0	17.9
Repair of Torn Knee Cartilage	12	25.0%	75.0%	16.0	27.6

These procedures were defined using the Agency for Healthcare Research and Quality's Clinical Classifications Software. Outpatient procedures that were incorporated into inpatient records (e.g., outpatient diagnostic services for patients admitted to the hospital within 3 days of their outpatient visit) were not included here. NR = Not reported due to volume limitations

Statewide, 801,686 PA residents had at least one of these outpatient procedures, and about 16% of residents had several visits, for a total of 972,061 outpatient visits for these 12 procedures for PA residents.

### PA Health Care Cost Containment Council



PHC4's outpatient procedure data, available through its special request program, is an important resource for data users in studying issues such as access to care, cost and reimbursements, community need, and strategic planning.

## Where did Forest County residents have these outpatient procedures?

Includes data from FY 2014 through FY 2015 to maximize reporting

	Top 3 Facilities	Number (%)		Top 3 Facilities	Number (%)
Colonoscopy with/without Biopsy	Clarion	115 (31.7%)	Removal of Bunion and Repair of Toe Deformity	NR	<5 (NR)
	Titusville Area	62 (17.1%)		NR	<5 (NR)
	Surgery & Laser	46 (12.7%)		NR	<5 (NR)
Disintegration of Kidney Stones using Shock Waves	NR	<5 (NR)	Removal of Cataract and Insertion of Lens	Laurel Laser/Brookville	156 (50.0%)
	NR	<5 (NR)		Community SC	30 (9.6%)
	NR	<5 (NR)		Pine Grove ASC	18 (5.8%)
Incision and Drainage of Ear Drum	UPMC Northwest	6 (37.5%)	Removal of Gallbladder and/or Gallstones	Clarion	12 (38.7%)
	NR	<5 (NR)		Titusville Area	6 (19.4%)
	NR	<5 (NR)		NR	<5 (NR)
Injection of Spine for Pain Management	Clarion	40 (29.2%)	Removal of Tonsils and Adenoids	UPMC Northwest	9 (50.0%)
	Edgewood Surgical	33 (24.1%)		NR	<5 (NR)
	Meadville	19 (13.9%)		NR	<5 (NR)
Release of Carpal Tunnel and Other Nerves in Arms/Legs	UPMC Northwest	17 (34.0%)	Repair of Hernia in Groin	Clarion	7 (23.3%)
	Clarion	7 (14.0%)		Kane Community	6 (20.0%)
	NR	<5 (NR)		UPMC Northwest	6 (20.0%)
Removal of Breast Tumor or Partial Mastectomy	NR	<5 (NR)	Repair of Torn Knee Cartilage	UPMC Northwest	11 (39.3%)
	NR	<5 (NR)		NR	<5 (NR)
	NR	<5 (NR)		NR	<5 (NR)

NR = Not reported due to volume limitations

NA = Not applicable

SC = Surgical/Surgery Center

## Common outpatient procedures among county residents, by anticipated payer in FY 2015

	Medicare	Medicaid	Commercial	Other*
Colonoscopy with/without Biopsy	40.6%	5.7%	39.1%	14.6%
Disintegration of Kidney Stones using Shock Waves	NR	NR	NR	NR
Incision and Drainage of Ear Drum	NR	NR	NR	NR
Injection of Spine for Pain Management	45.3%	NR	39.1%	NR
Release of Carpal Tunnel and Other Nerves in Arms/Legs	52.0%	NR	24.0%	NR
Removal of Breast Tumor or Partial Mastectomy	NR	NR	NR	NR
Removal of Bunion and Repair of Toe Deformity	NR	NR	NR	NR
Removal of Cataract and Insertion of Lens	74.5%	NR	21.7%	NR
Removal of Gallbladder and/or Gallstones	35.7%	NR	50.0%	NR
Removal of Tonsils and Adenoids	NR	NR	66.7%	NR
Repair of Hernia in Groin	NR	NR	58.3%	NR
Repair of Torn Knee Cartilage	NR	NR	58.3%	NR

\* Other government, self-pay, and unknown payer.

NR= Not reported due to volume limitations

*Want to know what Medicare pays health care facilities in PA for common outpatient services such as cataract surgery or biopsies? Then visit PHC4's website at [www.phc4.org](http://www.phc4.org) and click on the interactive database of Medicare Payment Information for Common Outpatient Services.*

### About PHC4

Created by the PA General Assembly in 1986, the PA Health Care Cost Containment Council (PHC4) is an independent state agency charged with collecting, analyzing and reporting information that can be used to improve the quality and restrain the cost of health care in the state. Today, PHC4 is a recognized national leader in public health care reporting. More than 840,000 public reports on patient treatment results are downloaded from the PHC4 website each year, and nearly 100 organizations and individuals annually utilize PHC4's special requests process to access and use data. PHC4 is governed by a 25-member board of directors, representing business, labor, consumers, health care providers, insurers and state government.

Joe Martin, Executive Director  
225 Market Street, Suite 400, Harrisburg, PA 17101  
717-232-6787 • [www.phc4.org](http://www.phc4.org)



# Franklin County

## Common Outpatient Procedures for Franklin County Residents in FY 2015



This brief focuses on 12 outpatient procedures commonly performed in Pennsylvania, with specific data shown for Franklin County.

**1 in 21 County Residents.** In FY 2015, 7,189 (1 in 21) Franklin County residents underwent at least one of the following 12 common outpatient procedures in a Pennsylvania (PA) facility. Some of these residents had multiple outpatient visits, for a total of 8,074 visits for these procedures.

Common Outpatient Procedures	Procedure Count for County Residents	% Freestanding Ambulatory Center	% Hospital Outpatient Department	Procedure Rate per 10,000 Residents	
				County Rate	State Rate
Colonoscopy with/without Biopsy	3,419	70.6%	29.4%	223.6	335.8
Disintegration of Kidney Stones using Shock Waves	206	1.9%	98.1%	13.5	16.6
Incision and Drainage of Ear Drum	227	71.8%	28.2%	14.8	15.7
Injection of Spine for Pain Management	436	86.2%	13.8%	28.5	111.5
Release of Carpal Tunnel and Other Nerves in Arms/Legs	375	53.6%	46.4%	24.5	29.8
Removal of Breast Tumor or Partial Mastectomy	102	32.4%	67.6%	6.7	13.0
Removal of Bunion and Repair of Toe Deformity	124	42.7%	57.3%	8.1	10.9
Removal of Cataract and Insertion of Lens	1,928	90.9%	9.1%	126.1	149.5
Removal of Gallbladder and/or Gallstones	357	0.0%	100.0%	23.3	18.9
Removal of Tonsils and Adenoids	426	58.5%	41.5%	27.9	16.1
Repair of Hernia in Groin	261	24.5%	75.5%	17.1	17.9
Repair of Torn Knee Cartilage	307	61.6%	38.4%	20.1	27.6

These procedures were defined using the Agency for Healthcare Research and Quality's Clinical Classifications Software. Outpatient procedures that were incorporated into inpatient records (e.g., outpatient diagnostic services for patients admitted to the hospital within 3 days of their outpatient visit) were not included here. NR = Not reported due to volume limitations

Statewide, 801,686 PA residents had at least one of these outpatient procedures, and about 16% of residents had several visits, for a total of 972,061 outpatient visits for these 12 procedures for PA residents.

### PA Health Care Cost Containment Council



PHC4's outpatient procedure data, available through its special request program, is an important resource for data users in studying issues such as access to care, cost and reimbursements, community need, and strategic planning.

## Where did Franklin County residents have these outpatient procedures?

Includes data from FY 2014 through FY 2015 to maximize reporting

	Top 3 Facilities	Number (%)		Top 3 Facilities	Number (%)
Colonoscopy with/without Biopsy	Chambersburg Endoscopy	4,010 (61.9%)	Removal of Bunion and Repair of Toe Deformity	Roy A. Himelfarb SC	120 (41.8%)
	Waynesboro	1,716 (26.5%)		Waynesboro	76 (26.5%)
	Carlisle Endoscopy	126 (1.9%)		Chambersburg	66 (23.0%)
Disintegration of Kidney Stones using Shock Waves	Chambersburg	417 (93.5%)	Removal of Cataract and Insertion of Lens	Ludwick Laser & SC	2,385 (65.6%)
	Milton S Hershey	8 (1.8%)		Roy A. Himelfarb SC	479 (13.2%)
	Hershey Outpatient SC	6 (1.3%)		Fulton County	252 (6.9%)
Incision and Drainage of Ear Drum	Roy A. Himelfarb SC	321 (73.1%)	Removal of Gallbladder and/or Gallstones	Chambersburg	519 (70.2%)
	Chambersburg	58 (13.2%)		Waynesboro	184 (24.9%)
	Milton S Hershey	28 (6.4%)		Fulton County	9 (1.2%)
Injection of Spine for Pain Management	Roy A. Himelfarb SC	509 (46.6%)	Removal of Tonsils and Adenoids	Roy A. Himelfarb SC	443 (60.4%)
	Chambersburg	306 (28.0%)		Chambersburg	229 (31.2%)
	Harrisburg Pain Mgmt	73 (6.7%)		Waynesboro	20 (2.7%)
Release of Carpal Tunnel and Other Nerves in Arms/Legs	Roy A. Himelfarb SC	287 (40.1%)	Repair of Hernia in Groin	Chambersburg	254 (47.5%)
	Chambersburg	232 (32.4%)		Roy A. Himelfarb SC	131 (24.5%)
	Waynesboro	51 (7.1%)		Waynesboro	93 (17.4%)
Removal of Breast Tumor or Partial Mastectomy	Chambersburg	100 (42.2%)	Repair of Torn Knee Cartilage	Roy A. Himelfarb SC	283 (49.0%)
	Roy A. Himelfarb SC	78 (32.9%)		Chambersburg	168 (29.1%)
	Waynesboro	26 (11.0%)		Waynesboro	25 (4.3%)

NR = Not reported due to volume limitations

NA = Not applicable

SC = Surgical/Surgery Center

## Common outpatient procedures among county residents, by anticipated payer in FY 2015

	Medicare	Medicaid	Commercial	Other*
Colonoscopy with/without Biopsy	38.9%	5.8%	50.9%	4.5%
Disintegration of Kidney Stones using Shock Waves	32.5%	3.9%	57.8%	5.8%
Incision and Drainage of Ear Drum	2.2%	43.6%	51.1%	3.1%
Injection of Spine for Pain Management	45.0%	20.9%	31.9%	2.3%
Release of Carpal Tunnel and Other Nerves in Arms/Legs	31.2%	9.1%	56.5%	3.2%
Removal of Breast Tumor or Partial Mastectomy	34.3%	NR	50.0%	NR
Removal of Bunion and Repair of Toe Deformity	33.1%	6.5%	55.6%	4.8%
Removal of Cataract and Insertion of Lens	79.6%	0.9%	16.4%	3.2%
Removal of Gallbladder and/or Gallstones	20.2%	11.8%	61.9%	6.2%
Removal of Tonsils and Adenoids	2.8%	33.8%	58.7%	4.7%
Repair of Hernia in Groin	36.8%	4.2%	53.3%	5.7%
Repair of Torn Knee Cartilage	21.2%	7.8%	67.4%	3.6%

\* Other government, self-pay, and unknown payer.

NR= Not reported due to volume limitations

*Want to know what Medicare pays health care facilities in PA for common outpatient services such as cataract surgery or biopsies? Then visit PHC4's website at [www.phc4.org](http://www.phc4.org) and click on the interactive database of Medicare Payment Information for Common Outpatient Services.*

### About PHC4

Created by the PA General Assembly in 1986, the PA Health Care Cost Containment Council (PHC4) is an independent state agency charged with collecting, analyzing and reporting information that can be used to improve the quality and restrain the cost of health care in the state. Today, PHC4 is a recognized national leader in public health care reporting. More than 840,000 public reports on patient treatment results are downloaded from the PHC4 website each year, and nearly 100 organizations and individuals annually utilize PHC4's special requests process to access and use data. PHC4 is governed by a 25-member board of directors, representing business, labor, consumers, health care providers, insurers and state government.

Joe Martin, Executive Director  
225 Market Street, Suite 400, Harrisburg, PA 17101  
717-232-6787 • [www.phc4.org](http://www.phc4.org)



# Fulton County

## Common Outpatient Procedures for Fulton County Residents in FY 2015



This brief focuses on 12 outpatient procedures commonly performed in Pennsylvania, with specific data shown for Fulton County.

**1 in 19 County Residents.** In FY 2015, 775 (1 in 19) Fulton County residents underwent at least one of the following 12 common outpatient procedures in a Pennsylvania (PA) facility. Some of these residents had multiple outpatient visits, for a total of 882 visits for these procedures.

Common Outpatient Procedures	Procedure Count for County Residents	% Freestanding Ambulatory Center	% Hospital Outpatient Department	Procedure Rate per 10,000 Residents	
				County Rate	State Rate
Colonoscopy with/without Biopsy	344	38.1%	61.9%	235.1	335.8
Disintegration of Kidney Stones using Shock Waves	17	0.0%	100.0%	11.6	16.6
Incision and Drainage of Ear Drum	29	51.7%	48.3%	19.8	15.7
Injection of Spine for Pain Management	56	78.6%	21.4%	38.3	111.5
Release of Carpal Tunnel and Other Nerves in Arms/Legs	63	19.0%	81.0%	43.1	29.8
Removal of Breast Tumor or Partial Mastectomy	19	42.1%	57.9%	13.0	13.0
Removal of Bunion and Repair of Toe Deformity	6	33.3%	66.7%	4.1	10.9
Removal of Cataract and Insertion of Lens	187	37.4%	62.6%	127.8	149.5
Removal of Gallbladder and/or Gallstones	46	0.0%	100.0%	31.4	18.9
Removal of Tonsils and Adenoids	34	47.1%	52.9%	23.2	16.1
Repair of Hernia in Groin	22	22.7%	77.3%	15.0	17.9
Repair of Torn Knee Cartilage	69	23.2%	76.8%	47.2	27.6

These procedures were defined using the Agency for Healthcare Research and Quality's Clinical Classifications Software. Outpatient procedures that were incorporated into inpatient records (e.g., outpatient diagnostic services for patients admitted to the hospital within 3 days of their outpatient visit) were not included here. NR = Not reported due to volume limitations

Statewide, 801,686 PA residents had at least one of these outpatient procedures, and about 16% of residents had several visits, for a total of 972,061 outpatient visits for these 12 procedures for PA residents.

### PA Health Care Cost Containment Council



PHC4's outpatient procedure data, available through its special request program, is an important resource for data users in studying issues such as access to care, cost and reimbursements, community need, and strategic planning.

## Where did Fulton County residents have these outpatient procedures?

Includes data from FY 2014 through FY 2015 to maximize reporting

	Top 3 Facilities	Number (%)		Top 3 Facilities	Number (%)
Colonoscopy with/without Biopsy	Fulton County	325 (48.8%)	Removal of Bunion and Repair of Toe Deformity	Chambersburg	5 (41.7%)
	Chambersburg Endoscopy	218 (32.7%)		NR	<5 (NR)
	UPMC Bedford	20 (3.0%)		NR	<5 (NR)
Disintegration of Kidney Stones using Shock Waves	Chambersburg	34 (72.3%)	Removal of Cataract and Insertion of Lens	Fulton County	226 (58.7%)
	Pinnacle Health	5 (10.6%)		Ludwick Laser & SC	96 (24.9%)
	UPMC Bedford	5 (10.6%)		UPMC Bedford	18 (4.7%)
Incision and Drainage of Ear Drum	Roy A. Himelfarb SC	19 (39.6%)	Removal of Gallbladder and/or Gallstones	Fulton County	49 (46.2%)
	UPMC Bedford	10 (20.8%)		Chambersburg	37 (34.9%)
	Fulton County	6 (12.5%)		Pinnacle Health	8 (7.5%)
Injection of Spine for Pain Management	Roy A. Himelfarb SC	47 (33.1%)	Removal of Tonsils and Adenoids	Roy A. Himelfarb SC	29 (47.5%)
	Chambersburg	27 (19.0%)		Fulton County	11 (18.0%)
	Harrisburg Pain Mgmt	27 (19.0%)		Chambersburg	9 (14.8%)
Release of Carpal Tunnel and Other Nerves in Arms/Legs	Fulton County	53 (52.5%)	Repair of Hernia in Groin	Chambersburg	18 (35.3%)
	Chambersburg	15 (14.9%)		Fulton County	12 (23.5%)
	Roy A. Himelfarb SC	14 (13.9%)		UPMC Bedford	7 (13.7%)
Removal of Breast Tumor or Partial Mastectomy	Roy A. Himelfarb SC	13 (38.2%)	Repair of Torn Knee Cartilage	Fulton County	83 (62.4%)
	Chambersburg	7 (20.6%)		Roy A. Himelfarb SC	21 (15.8%)
	Fulton County	5 (14.7%)		Chambersburg	11 (8.3%)

NR = Not reported due to volume limitations

NA = Not applicable

SC = Surgical/Surgery Center

## Common outpatient procedures among county residents, by anticipated payer in FY 2015

	Medicare	Medicaid	Commercial	Other*
Colonoscopy with/without Biopsy	43.9%	4.7%	46.2%	5.2%
Disintegration of Kidney Stones using Shock Waves	35.3%	NR	52.9%	NR
Incision and Drainage of Ear Drum	NR	37.9%	41.4%	NR
Injection of Spine for Pain Management	33.9%	NR	51.8%	NR
Release of Carpal Tunnel and Other Nerves in Arms/Legs	31.7%	NR	55.6%	NR
Removal of Breast Tumor or Partial Mastectomy	31.6%	NR	47.4%	NR
Removal of Bunion and Repair of Toe Deformity	NR	NR	NR	NR
Removal of Cataract and Insertion of Lens	77.0%	2.7%	16.6%	3.7%
Removal of Gallbladder and/or Gallstones	19.6%	NR	63.0%	NR
Removal of Tonsils and Adenoids	NR	38.2%	55.9%	NR
Repair of Hernia in Groin	27.3%	NR	54.5%	NR
Repair of Torn Knee Cartilage	20.3%	NR	68.1%	NR

\* Other government, self-pay, and unknown payer.

NR= Not reported due to volume limitations

*Want to know what Medicare pays health care facilities in PA for common outpatient services such as cataract surgery or biopsies? Then visit PHC4's website at [www.phc4.org](http://www.phc4.org) and click on the interactive database of Medicare Payment Information for Common Outpatient Services.*

### About PHC4

Created by the PA General Assembly in 1986, the PA Health Care Cost Containment Council (PHC4) is an independent state agency charged with collecting, analyzing and reporting information that can be used to improve the quality and restrain the cost of health care in the state. Today, PHC4 is a recognized national leader in public health care reporting. More than 840,000 public reports on patient treatment results are downloaded from the PHC4 website each year, and nearly 100 organizations and individuals annually utilize PHC4's special requests process to access and use data. PHC4 is governed by a 25-member board of directors, representing business, labor, consumers, health care providers, insurers and state government.

Joe Martin, Executive Director  
225 Market Street, Suite 400, Harrisburg, PA 17101  
717-232-6787 • [www.phc4.org](http://www.phc4.org)





# Greene County

## Common Outpatient Procedures for Greene County Residents in FY 2015



This brief focuses on 12 outpatient procedures commonly performed in Pennsylvania, with specific data shown for Greene County.

**1 in 17 County Residents.** In FY 2015, 2,170 (1 in 17) Greene County residents underwent at least one of the following 12 common outpatient procedures in a Pennsylvania (PA) facility. Some of these residents had multiple outpatient visits, for a total of 2,589 visits for these procedures.

Common Outpatient Procedures	Procedure Count for County Residents	% Freestanding Ambulatory Center	% Hospital Outpatient Department	Procedure Rate per 10,000 Residents	
				County Rate	State Rate
Colonoscopy with/without Biopsy	1,167	43.0%	57.0%	308.4	335.8
Disintegration of Kidney Stones using Shock Waves	64	28.1%	71.9%	16.9	16.6
Incision and Drainage of Ear Drum	45	17.8%	82.2%	11.9	15.7
Injection of Spine for Pain Management	209	40.2%	59.8%	55.2	111.5
Release of Carpal Tunnel and Other Nerves in Arms/Legs	119	16.8%	83.2%	31.4	29.8
Removal of Breast Tumor or Partial Mastectomy	38	15.8%	84.2%	10.0	13.0
Removal of Bunion and Repair of Toe Deformity	18	5.6%	94.4%	4.8	10.9
Removal of Cataract and Insertion of Lens	544	66.4%	33.6%	143.8	149.5
Removal of Gallbladder and/or Gallstones	138	0.0%	100.0%	36.5	18.9
Removal of Tonsils and Adenoids	66	22.7%	77.3%	17.4	16.1
Repair of Hernia in Groin	53	15.1%	84.9%	14.0	17.9
Repair of Torn Knee Cartilage	134	3.7%	96.3%	35.4	27.6

These procedures were defined using the Agency for Healthcare Research and Quality's Clinical Classifications Software. Outpatient procedures that were incorporated into inpatient records (e.g., outpatient diagnostic services for patients admitted to the hospital within 3 days of their outpatient visit) were not included here. NR = Not reported due to volume limitations

Statewide, 801,686 PA residents had at least one of these outpatient procedures, and about 16% of residents had several visits, for a total of 972,061 outpatient visits for these 12 procedures for PA residents.

### PA Health Care Cost Containment Council



PHC4's outpatient procedure data, available through its special request program, is an important resource for data users in studying issues such as access to care, cost and reimbursements, community need, and strategic planning.

## Where did Greene County residents have these outpatient procedures?

Includes data from FY 2014 through FY 2015 to maximize reporting

	Top 3 Facilities	Number (%)		Top 3 Facilities	Number (%)
Colonoscopy with/without Biopsy	Southwest Regional MC	1,104 (47.1%)	Removal of Bunion and Repair of Toe Deformity	Advanced Surgical	12 (29.3%)
	Southwestern Endoscopy	671 (28.6%)		Washington	8 (19.5%)
	Tri-State SC	233 (9.9%)		Southwest Regional MC	6 (14.6%)
Disintegration of Kidney Stones using Shock Waves	Southwest Regional MC	48 (46.6%)	Removal of Cataract and Insertion of Lens	Southwestern PA Eye SC	645 (60.7%)
	Tri-State SC	24 (23.3%)		Southwest Regional MC	215 (20.2%)
	Washington	12 (11.7%)		Uniontown	102 (9.6%)
Incision and Drainage of Ear Drum	Southwest Regional MC	57 (62.0%)	Removal of Gallbladder and/or Gallstones	Southwest Regional MC	98 (38.6%)
	CHP North SC	12 (13.0%)		Washington	84 (33.1%)
	Uniontown	12 (13.0%)		Uniontown	54 (21.3%)
Injection of Spine for Pain Management	Tri-State SC	147 (31.6%)	Removal of Tonsils and Adenoids	Southwest Regional MC	61 (49.6%)
	Southwest Regional MC	99 (21.3%)		Children's Hosp Pgh/UPMC	25 (20.3%)
	Advanced Surgical	53 (11.4%)		CHP North SC	19 (15.4%)
Release of Carpal Tunnel and Other Nerves in Arms/Legs	Advanced Surgical	117 (43.3%)	Repair of Hernia in Groin	Southwest Regional MC	35 (36.1%)
	Southwest Regional MC	73 (27.0%)		Washington	16 (16.5%)
	UPMC South SC	25 (9.3%)		Tri-State SC	12 (12.4%)
Removal of Breast Tumor or Partial Mastectomy	Washington	23 (26.1%)	Repair of Torn Knee Cartilage	Advanced Surgical	138 (53.3%)
	Southwest Regional MC	12 (13.6%)		Southwest Regional MC	77 (29.7%)
	Tri-State SC	12 (13.6%)		Uniontown	18 (6.9%)

NR = Not reported due to volume limitations

NA = Not applicable

SC = Surgical/Surgery Center

## Common outpatient procedures among county residents, by anticipated payer in FY 2015

	Medicare	Medicaid	Commercial	Other*
Colonoscopy with/without Biopsy	32.8%	12.6%	48.4%	6.2%
Disintegration of Kidney Stones using Shock Waves	26.6%	15.6%	45.3%	12.5%
Incision and Drainage of Ear Drum	NR	37.8%	46.7%	NR
Injection of Spine for Pain Management	40.2%	12.9%	41.6%	5.3%
Release of Carpal Tunnel and Other Nerves in Arms/Legs	20.2%	14.3%	57.1%	8.4%
Removal of Breast Tumor or Partial Mastectomy	NR	21.1%	60.5%	NR
Removal of Bunion and Repair of Toe Deformity	33.3%	NR	50.0%	NR
Removal of Cataract and Insertion of Lens	75.0%	5.1%	17.6%	2.2%
Removal of Gallbladder and/or Gallstones	18.8%	25.4%	47.1%	8.7%
Removal of Tonsils and Adenoids	NR	45.5%	40.9%	NR
Repair of Hernia in Groin	13.2%	17.0%	52.8%	17.0%
Repair of Torn Knee Cartilage	20.1%	10.4%	65.7%	3.7%

\* Other government, self-pay, and unknown payer.

NR= Not reported due to volume limitations

*Want to know what Medicare pays health care facilities in PA for common outpatient services such as cataract surgery or biopsies? Then visit PHC4's website at [www.phc4.org](http://www.phc4.org) and click on the interactive database of Medicare Payment Information for Common Outpatient Services.*

### About PHC4

Created by the PA General Assembly in 1986, the PA Health Care Cost Containment Council (PHC4) is an independent state agency charged with collecting, analyzing and reporting information that can be used to improve the quality and restrain the cost of health care in the state. Today, PHC4 is a recognized national leader in public health care reporting. More than 840,000 public reports on patient treatment results are downloaded from the PHC4 website each year, and nearly 100 organizations and individuals annually utilize PHC4's special requests process to access and use data. PHC4 is governed by a 25-member board of directors, representing business, labor, consumers, health care providers, insurers and state government.

Joe Martin, Executive Director  
225 Market Street, Suite 400, Harrisburg, PA 17101  
717-232-6787 • [www.phc4.org](http://www.phc4.org)



# Huntingdon County

## Common Outpatient Procedures for Huntingdon County Residents in FY 2015



This brief focuses on 12 outpatient procedures commonly performed in Pennsylvania, with specific data shown for Huntingdon County.

**1 in 14 County Residents.** In FY 2015, 3,198 (1 in 14) Huntingdon County residents underwent at least one of the following 12 common outpatient procedures in a Pennsylvania (PA) facility. Some of these residents had multiple outpatient visits, for a total of 3,828 visits for these procedures.

Common Outpatient Procedures	Procedure Count for County Residents	% Freestanding Ambulatory Center	% Hospital Outpatient Department	Procedure Rate per 10,000 Residents	
				County Rate	State Rate
Colonoscopy with/without Biopsy	1,715	21.8%	78.2%	374.9	335.8
Disintegration of Kidney Stones using Shock Waves	70	47.1%	52.9%	15.3	16.6
Incision and Drainage of Ear Drum	93	47.3%	52.7%	20.3	15.7
Injection of Spine for Pain Management	434	72.8%	27.2%	94.9	111.5
Release of Carpal Tunnel and Other Nerves in Arms/Legs	189	58.7%	41.3%	41.3	29.8
Removal of Breast Tumor or Partial Mastectomy	62	16.1%	83.9%	13.6	13.0
Removal of Bunion and Repair of Toe Deformity	43	34.9%	65.1%	9.4	10.9
Removal of Cataract and Insertion of Lens	718	58.6%	41.4%	156.9	149.5
Removal of Gallbladder and/or Gallstones	145	3.4%	96.6%	31.7	18.9
Removal of Tonsils and Adenoids	115	32.2%	67.8%	25.1	16.1
Repair of Hernia in Groin	96	9.4%	90.6%	21.0	17.9
Repair of Torn Knee Cartilage	181	43.6%	56.4%	39.6	27.6

These procedures were defined using the Agency for Healthcare Research and Quality's Clinical Classifications Software. Outpatient procedures that were incorporated into inpatient records (e.g., outpatient diagnostic services for patients admitted to the hospital within 3 days of their outpatient visit) were not included here. NR = Not reported due to volume limitations

Statewide, 801,686 PA residents had at least one of these outpatient procedures, and about 16% of residents had several visits, for a total of 972,061 outpatient visits for these 12 procedures for PA residents.

### PA Health Care Cost Containment Council



PHC4's outpatient procedure data, available through its special request program, is an important resource for data users in studying issues such as access to care, cost and reimbursements, community need, and strategic planning.

## Where did Huntingdon County residents have these outpatient procedures?

Includes data from FY 2014 through FY 2015 to maximize reporting

	Top 3 Facilities	Number (%)		Top 3 Facilities	Number (%)
Colonoscopy with/without Biopsy	J C Blair Memorial	2,342 (67.0%)	Removal of Bunion and Repair of Toe Deformity	J C Blair Memorial	28 (32.6%)
	Geisinger Gray's Woods	202 (5.8%)		UPMC Altoona SC	15 (17.4%)
	Allegheny Reg Endoscopy	190 (5.4%)		Nason	10 (11.6%)
Disintegration of Kidney Stones using Shock Waves	Mount Nittany SC	57 (38.3%)	Removal of Cataract and Insertion of Lens	J C Blair Memorial	362 (24.9%)
	UPMC Altoona	30 (20.1%)		Laurel Laser/Altoona	346 (23.8%)
	Mount Nittany	14 (9.4%)		Mifflin County Com SC	174 (12.0%)
Incision and Drainage of Ear Drum	J C Blair Memorial	63 (36.6%)	Removal of Gallbladder and/or Gallstones	J C Blair Memorial	98 (35.4%)
	UPMC Altoona SC	21 (12.2%)		UPMC Altoona	48 (17.3%)
	Advanced Center Surgery	18 (10.5%)		Mount Nittany	36 (13.0%)
Injection of Spine for Pain Management	Allegheny SC	407 (45.8%)	Removal of Tonsils and Adenoids	J C Blair Memorial	113 (46.3%)
	Geisinger-Lewistown	198 (22.3%)		UPMC Altoona	23 (9.4%)
	Center for Surgical Arts	71 (8.0%)		Mount Nittany SC	22 (9.0%)
Release of Carpal Tunnel and Other Nerves in Arms/Legs	J C Blair Memorial	94 (25.1%)	Repair of Hernia in Groin	J C Blair Memorial	68 (35.8%)
	UOC Surgical Services	81 (21.7%)		UPMC Altoona	30 (15.8%)
	UPMC Altoona SC	50 (13.4%)		Mount Nittany	29 (15.3%)
Removal of Breast Tumor or Partial Mastectomy	Tyrone	57 (39.9%)	Repair of Torn Knee Cartilage	J C Blair Memorial	96 (28.7%)
	J C Blair Memorial	24 (16.8%)		UOC Surgical Services	72 (21.5%)
	Mount Nittany SC	9 (6.3%)		Advanced Center Surgery	47 (14.0%)

NR = Not reported due to volume limitations

NA = Not applicable

SC = Surgical/Surgery Center

## Common outpatient procedures among county residents, by anticipated payer in FY 2015

	Medicare	Medicaid	Commercial	Other*
Colonoscopy with/without Biopsy	42.3%	4.6%	48.5%	4.5%
Disintegration of Kidney Stones using Shock Waves	35.7%	NR	54.3%	NR
Incision and Drainage of Ear Drum	NR	49.5%	46.2%	NR
Injection of Spine for Pain Management	37.3%	7.1%	53.2%	2.3%
Release of Carpal Tunnel and Other Nerves in Arms/Legs	28.6%	11.1%	55.6%	4.8%
Removal of Breast Tumor or Partial Mastectomy	51.6%	NR	35.5%	NR
Removal of Bunion and Repair of Toe Deformity	37.2%	NR	53.5%	NR
Removal of Cataract and Insertion of Lens	78.6%	2.2%	16.0%	3.2%
Removal of Gallbladder and/or Gallstones	24.8%	17.9%	52.4%	4.8%
Removal of Tonsils and Adenoids	NR	36.5%	60.9%	NR
Repair of Hernia in Groin	29.2%	11.5%	45.8%	13.5%
Repair of Torn Knee Cartilage	18.2%	NR	72.4%	NR

\* Other government, self-pay, and unknown payer.

NR= Not reported due to volume limitations

*Want to know what Medicare pays health care facilities in PA for common outpatient services such as cataract surgery or biopsies? Then visit PHC4's website at [www.phc4.org](http://www.phc4.org) and click on the interactive database of Medicare Payment Information for Common Outpatient Services.*

### About PHC4

Created by the PA General Assembly in 1986, the PA Health Care Cost Containment Council (PHC4) is an independent state agency charged with collecting, analyzing and reporting information that can be used to improve the quality and restrain the cost of health care in the state. Today, PHC4 is a recognized national leader in public health care reporting. More than 840,000 public reports on patient treatment results are downloaded from the PHC4 website each year, and nearly 100 organizations and individuals annually utilize PHC4's special requests process to access and use data. PHC4 is governed by a 25-member board of directors, representing business, labor, consumers, health care providers, insurers and state government.

Joe Martin, Executive Director  
225 Market Street, Suite 400, Harrisburg, PA 17101  
717-232-6787 • [www.phc4.org](http://www.phc4.org)



# Indiana County

## Common Outpatient Procedures for Indiana County Residents in FY 2015



This brief focuses on 12 outpatient procedures commonly performed in Pennsylvania, with specific data shown for Indiana County.

**1 in 17 County Residents.** In FY 2015, 5,244 (1 in 17) Indiana County residents underwent at least one of the following 12 common outpatient procedures in a Pennsylvania (PA) facility. Some of these residents had multiple outpatient visits, for a total of 6,494 visits for these procedures.

Common Outpatient Procedures	Procedure Count for County Residents	% Freestanding Ambulatory Center	% Hospital Outpatient Department	Procedure Rate per 10,000 Residents	
				County Rate	State Rate
Colonoscopy with/without Biopsy	2,785	40.9%	59.1%	317.5	335.8
Disintegration of Kidney Stones using Shock Waves	185	5.9%	94.1%	21.1	16.6
Incision and Drainage of Ear Drum	135	28.9%	71.1%	15.4	15.7
Injection of Spine for Pain Management	1,190	3.8%	96.2%	135.7	111.5
Release of Carpal Tunnel and Other Nerves in Arms/Legs	337	50.7%	49.3%	38.4	29.8
Removal of Breast Tumor or Partial Mastectomy	93	15.1%	84.9%	10.6	13.0
Removal of Bunion and Repair of Toe Deformity	116	19.8%	80.2%	13.2	10.9
Removal of Cataract and Insertion of Lens	956	69.8%	30.2%	109.0	149.5
Removal of Gallbladder and/or Gallstones	195	0.0%	100.0%	22.2	18.9
Removal of Tonsils and Adenoids	177	26.0%	74.0%	20.2	16.1
Repair of Hernia in Groin	152	19.1%	80.9%	17.3	17.9
Repair of Torn Knee Cartilage	209	28.7%	71.3%	23.8	27.6

These procedures were defined using the Agency for Healthcare Research and Quality's Clinical Classifications Software. Outpatient procedures that were incorporated into inpatient records (e.g., outpatient diagnostic services for patients admitted to the hospital within 3 days of their outpatient visit) were not included here. NR = Not reported due to volume limitations

Statewide, 801,686 PA residents had at least one of these outpatient procedures, and about 16% of residents had several visits, for a total of 972,061 outpatient visits for these 12 procedures for PA residents.

### PA Health Care Cost Containment Council



PHC4's outpatient procedure data, available through its special request program, is an important resource for data users in studying issues such as access to care, cost and reimbursements, community need, and strategic planning.

## Where did Indiana County residents have these outpatient procedures?

Includes data from FY 2014 through FY 2015 to maximize reporting

	Top 3 Facilities	Number (%)		Top 3 Facilities	Number (%)
Colonoscopy with/without Biopsy	Indiana Regional	1,717 (31.0%)	Removal of Bunion and Repair of Toe Deformity	Indiana Regional	121 (53.3%)
	Digestive Health/Indiana	1,140 (20.6%)		Indiana AS Associates	35 (15.4%)
	Indiana AS Associates	734 (13.2%)		Latrobe Area	21 (9.3%)
Disintegration of Kidney Stones using Shock Waves	Indiana Regional	225 (68.4%)	Removal of Cataract and Insertion of Lens	Indiana AS Associates	1,078 (55.1%)
	Latrobe Area	29 (8.8%)		Indiana Regional	235 (12.0%)
	* See footnote	13 (4.0%)		Laurel Laser/Brookville	121 (6.2%)
Incision and Drainage of Ear Drum	Indiana Regional	68 (24.7%)	Removal of Gallbladder and/or Gallstones	Indiana Regional	218 (56.3%)
	CHP North SC	62 (22.5%)		Latrobe Area	63 (16.3%)
	Children's Hosp Pgh/UPMC	45 (16.4%)		Punxsutawney Area	23 (5.9%)
Injection of Spine for Pain Management	Indiana Regional	1,569 (75.4%)	Removal of Tonsils and Adenoids	Indiana Regional	97 (29.1%)
	UPMC Presby Shadyside	97 (4.7%)		Children's Hosp Pgh/UPMC	51 (15.3%)
	Punxsutawney Area	79 (3.8%)		Punxsutawney Area	50 (15.0%)
Release of Carpal Tunnel and Other Nerves in Arms/Legs	Indiana AS Associates	172 (25.6%)	Repair of Hernia in Groin	Indiana Regional	141 (46.2%)
	Indiana Regional	113 (16.8%)		Latrobe Area	39 (12.8%)
	Latrobe Area	89 (13.3%)		Indiana AS Associates	38 (12.5%)
Removal of Breast Tumor or Partial Mastectomy	Indiana Regional	70 (40.9%)	Repair of Torn Knee Cartilage	Indiana Regional	153 (37.1%)
	Latrobe Area	30 (17.5%)		Indiana AS Associates	82 (19.9%)
	Magee Womens/UPMC	16 (9.4%)		Conemaugh Memorial	21 (5.1%)

NR = Not reported due to volume limitations

\* Conemaugh Memorial and Laurel SC were tied at 13.

NA = Not applicable

SC = Surgical/Surgery Center

## Common outpatient procedures among county residents, by anticipated payer in FY 2015

	Medicare	Medicaid	Commercial	Other*
Colonoscopy with/without Biopsy	34.9%	6.8%	51.6%	6.8%
Disintegration of Kidney Stones using Shock Waves	35.7%	13.0%	46.5%	4.9%
Incision and Drainage of Ear Drum	6.7%	44.4%	40.0%	8.9%
Injection of Spine for Pain Management	40.5%	9.8%	44.4%	5.3%
Release of Carpal Tunnel and Other Nerves in Arms/Legs	32.6%	8.9%	50.4%	8.0%
Removal of Breast Tumor or Partial Mastectomy	31.2%	10.8%	52.7%	5.4%
Removal of Bunion and Repair of Toe Deformity	32.8%	7.8%	48.3%	11.2%
Removal of Cataract and Insertion of Lens	68.6%	3.0%	23.8%	4.5%
Removal of Gallbladder and/or Gallstones	24.6%	12.8%	51.3%	11.3%
Removal of Tonsils and Adenoids	NR	34.5%	54.8%	NR
Repair of Hernia in Groin	33.6%	11.2%	45.4%	9.9%
Repair of Torn Knee Cartilage	18.7%	7.7%	64.1%	9.6%

\* Other government, self-pay, and unknown payer.

NR= Not reported due to volume limitations

*Want to know what Medicare pays health care facilities in PA for common outpatient services such as cataract surgery or biopsies? Then visit PHC4's website at [www.phc4.org](http://www.phc4.org) and click on the interactive database of Medicare Payment Information for Common Outpatient Services.*

### About PHC4

Created by the PA General Assembly in 1986, the PA Health Care Cost Containment Council (PHC4) is an independent state agency charged with collecting, analyzing and reporting information that can be used to improve the quality and restrain the cost of health care in the state. Today, PHC4 is a recognized national leader in public health care reporting. More than 840,000 public reports on patient treatment results are downloaded from the PHC4 website each year, and nearly 100 organizations and individuals annually utilize PHC4's special requests process to access and use data. PHC4 is governed by a 25-member board of directors, representing business, labor, consumers, health care providers, insurers and state government.

Joe Martin, Executive Director  
225 Market Street, Suite 400, Harrisburg, PA 17101  
717-232-6787 • [www.phc4.org](http://www.phc4.org)





# Jefferson County

## Common Outpatient Procedures for Jefferson County Residents in FY 2015



This brief focuses on 12 outpatient procedures commonly performed in Pennsylvania, with specific data shown for Jefferson County.

**1 in 14 County Residents.** In FY 2015, 3,196 (1 in 14) Jefferson County residents underwent at least one of the following 12 common outpatient procedures in a Pennsylvania (PA) facility. Some of these residents had multiple outpatient visits, for a total of 3,971 visits for these procedures.

Common Outpatient Procedures	Procedure Count for County Residents	% Freestanding Ambulatory Center	% Hospital Outpatient Department	Procedure Rate per 10,000 Residents	
				County Rate	State Rate
Colonoscopy with/without Biopsy	1,451	5.2%	94.8%	325.1	335.8
Disintegration of Kidney Stones using Shock Waves	114	1.8%	98.2%	25.5	16.6
Incision and Drainage of Ear Drum	178	2.2%	97.8%	39.9	15.7
Injection of Spine for Pain Management	387	9.0%	91.0%	86.7	111.5
Release of Carpal Tunnel and Other Nerves in Arms/Legs	236	56.4%	43.6%	52.9	29.8
Removal of Breast Tumor or Partial Mastectomy	49	2.0%	98.0%	11.0	13.0
Removal of Bunion and Repair of Toe Deformity	74	13.5%	86.5%	16.6	10.9
Removal of Cataract and Insertion of Lens	916	69.1%	30.9%	205.2	149.5
Removal of Gallbladder and/or Gallstones	189	0.0%	100.0%	42.3	18.9
Removal of Tonsils and Adenoids	176	7.4%	92.6%	39.4	16.1
Repair of Hernia in Groin	87	8.0%	92.0%	19.5	17.9
Repair of Torn Knee Cartilage	148	42.6%	57.4%	33.2	27.6

These procedures were defined using the Agency for Healthcare Research and Quality's Clinical Classifications Software. Outpatient procedures that were incorporated into inpatient records (e.g., outpatient diagnostic services for patients admitted to the hospital within 3 days of their outpatient visit) were not included here. NR = Not reported due to volume limitations

Statewide, 801,686 PA residents had at least one of these outpatient procedures, and about 16% of residents had several visits, for a total of 972,061 outpatient visits for these 12 procedures for PA residents.

### PA Health Care Cost Containment Council



PHC4's outpatient procedure data, available through its special request program, is an important resource for data users in studying issues such as access to care, cost and reimbursements, community need, and strategic planning.

## Where did Jefferson County residents have these outpatient procedures?

Includes data from FY 2014 through FY 2015 to maximize reporting

	Top 3 Facilities	Number (%)		Top 3 Facilities	Number (%)
Colonoscopy with/without Biopsy	Penn Highlands/DuBois	1,475 (48.7%)	Removal of Bunion and Repair of Toe Deformity	Penn Highlands/DuBois	65 (54.6%)
	Punxsutawney Area	704 (23.2%)		Punxsutawney Area	22 (18.5%)
	Penn Highlands/Brookville	316 (10.4%)		Penn Highlands/Brookville	10 (8.4%)
Disintegration of Kidney Stones using Shock Waves	Penn Highlands/DuBois	71 (33.5%)	Removal of Cataract and Insertion of Lens	Laurel Laser/Brookville	1,255 (66.1%)
	Punxsutawney Area	60 (28.3%)		Penn Highlands/DuBois	322 (17.0%)
	Penn Highlands/Brookville	41 (19.3%)		Punxsutawney Area	166 (8.7%)
Incision and Drainage of Ear Drum	Penn Highlands/DuBois	330 (77.5%)	Removal of Gallbladder and/or Gallstones	Penn Highlands/DuBois	194 (48.9%)
	Punxsutawney Area	32 (7.5%)		Punxsutawney Area	101 (25.4%)
	Children's Hosp Pgh/UPMC	21 (4.9%)		Penn Highlands/Brookville	58 (14.6%)
Injection of Spine for Pain Management	Punxsutawney Area	303 (43.7%)	Removal of Tonsils and Adenoids	Penn Highlands/DuBois	160 (44.1%)
	Penn Highlands/Brookville	97 (14.0%)		Punxsutawney Area	91 (25.1%)
	Clarion	58 (8.4%)		Children's Hosp Pgh/UPMC	32 (8.8%)
Release of Carpal Tunnel and Other Nerves in Arms/Legs	Penn Highlands/DuBois	137 (28.2%)	Repair of Hernia in Groin	Penn Highlands/DuBois	65 (36.5%)
	Laurel Laser/Brookville	67 (13.8%)		Punxsutawney Area	46 (25.8%)
	UPMC St. Margaret OP Ctr	51 (10.5%)		Penn Highlands/Brookville	34 (19.1%)
Removal of Breast Tumor or Partial Mastectomy	Penn Highlands/DuBois	36 (39.6%)	Repair of Torn Knee Cartilage	UOC Surgical Services	92 (30.8%)
	Punxsutawney Area	20 (22.0%)		Penn Highlands/DuBois	72 (24.1%)
	Clarion	10 (11.0%)		Punxsutawney Area	56 (18.7%)

NR = Not reported due to volume limitations

NA = Not applicable

SC = Surgical/Surgery Center

## Common outpatient procedures among county residents, by anticipated payer in FY 2015

	Medicare	Medicaid	Commercial	Other*
Colonoscopy with/without Biopsy	37.4%	7.1%	48.9%	6.5%
Disintegration of Kidney Stones using Shock Waves	29.8%	8.8%	56.1%	5.3%
Incision and Drainage of Ear Drum	7.3%	41.0%	48.9%	2.8%
Injection of Spine for Pain Management	43.2%	8.3%	44.4%	4.1%
Release of Carpal Tunnel and Other Nerves in Arms/Legs	26.3%	9.7%	57.2%	6.8%
Removal of Breast Tumor or Partial Mastectomy	36.7%	NR	51.0%	NR
Removal of Bunion and Repair of Toe Deformity	28.4%	NR	62.2%	NR
Removal of Cataract and Insertion of Lens	70.1%	2.3%	26.1%	1.5%
Removal of Gallbladder and/or Gallstones	21.2%	17.5%	55.0%	6.3%
Removal of Tonsils and Adenoids	NR	46.0%	48.3%	NR
Repair of Hernia in Groin	36.8%	13.8%	40.2%	9.2%
Repair of Torn Knee Cartilage	14.2%	6.8%	68.2%	10.8%

\* Other government, self-pay, and unknown payer.

NR= Not reported due to volume limitations

Want to know what Medicare pays health care facilities in PA for common outpatient services such as cataract surgery or biopsies? Then visit PHC4's website at [www.phc4.org](http://www.phc4.org) and click on the interactive database of Medicare Payment Information for Common Outpatient Services.

### About PHC4

Created by the PA General Assembly in 1986, the PA Health Care Cost Containment Council (PHC4) is an independent state agency charged with collecting, analyzing and reporting information that can be used to improve the quality and restrain the cost of health care in the state. Today, PHC4 is a recognized national leader in public health care reporting. More than 840,000 public reports on patient treatment results are downloaded from the PHC4 website each year, and nearly 100 organizations and individuals annually utilize PHC4's special requests process to access and use data. PHC4 is governed by a 25-member board of directors, representing business, labor, consumers, health care providers, insurers and state government.

Joe Martin, Executive Director  
225 Market Street, Suite 400, Harrisburg, PA 17101  
717-232-6787 • [www.phc4.org](http://www.phc4.org)



# Juniata County

## Common Outpatient Procedures for Juniata County Residents in FY 2015



This brief focuses on 12 outpatient procedures commonly performed in Pennsylvania, with specific data shown for Juniata County.

**1 in 13 County Residents.** In FY 2015, 1,926 (1 in 13) Juniata County residents underwent at least one of the following 12 common outpatient procedures in a Pennsylvania (PA) facility. Some of these residents had multiple outpatient visits, for a total of 2,418 visits for these procedures.

Common Outpatient Procedures	Procedure Count for County Residents	% Freestanding Ambulatory Center	% Hospital Outpatient Department	Procedure Rate per 10,000 Residents	
				County Rate	State Rate
Colonoscopy with/without Biopsy	1,035	89.1%	10.9%	417.4	335.8
Disintegration of Kidney Stones using Shock Waves	38	7.9%	92.1%	15.3	16.6
Incision and Drainage of Ear Drum	23	60.9%	39.1%	9.3	15.7
Injection of Spine for Pain Management	332	36.4%	63.6%	133.9	111.5
Release of Carpal Tunnel and Other Nerves in Arms/Legs	138	37.7%	62.3%	55.7	29.8
Removal of Breast Tumor or Partial Mastectomy	23	21.7%	78.3%	9.3	13.0
Removal of Bunion and Repair of Toe Deformity	23	21.7%	78.3%	9.3	10.9
Removal of Cataract and Insertion of Lens	569	88.2%	11.8%	229.5	149.5
Removal of Gallbladder and/or Gallstones	89	0.0%	100.0%	35.9	18.9
Removal of Tonsils and Adenoids	26	34.6%	65.4%	10.5	16.1
Repair of Hernia in Groin	53	9.4%	90.6%	21.4	17.9
Repair of Torn Knee Cartilage	71	47.9%	52.1%	28.6	27.6

These procedures were defined using the Agency for Healthcare Research and Quality's Clinical Classifications Software. Outpatient procedures that were incorporated into inpatient records (e.g., outpatient diagnostic services for patients admitted to the hospital within 3 days of their outpatient visit) were not included here. NR = Not reported due to volume limitations

Statewide, 801,686 PA residents had at least one of these outpatient procedures, and about 16% of residents had several visits, for a total of 972,061 outpatient visits for these 12 procedures for PA residents.

### PA Health Care Cost Containment Council



PHC4's outpatient procedure data, available through its special request program, is an important resource for data users in studying issues such as access to care, cost and reimbursements, community need, and strategic planning.

## Where did Juniata County residents have these outpatient procedures?

Includes data from FY 2014 through FY 2015 to maximize reporting

	Top 3 Facilities	Number (%)		Top 3 Facilities	Number (%)
Colonoscopy with/without Biopsy	Geisinger Gastro-Lewistown	1,340 (64.0%)	Removal of Bunion and Repair of Toe Deformity	Geisinger-Lewistown	25 (55.6%)
	West Shore Endoscopy	197 (9.4%)		NR	<5 (NR)
	Central PA Endoscopy Ctr	77 (3.7%)		NR	<5 (NR)
Disintegration of Kidney Stones using Shock Waves	Geisinger-Lewistown	29 (37.2%)	Removal of Cataract and Insertion of Lens	Capital Surgery & Laser	287 (27.7%)
	Holy Spirit	16 (20.5%)		Mifflin County Com SC	266 (25.7%)
	Pinnacle Health	12 (15.4%)		Geisinger-Lewistown	96 (9.3%)
Incision and Drainage of Ear Drum	Geisinger-Lewistown	13 (27.7%)	Removal of Gallbladder and/or Gallstones	Geisinger-Lewistown	121 (71.6%)
	Susquehanna Valley SC	13 (27.7%)		Pinnacle Health	17 (10.1%)
	SC Central PA	5 (10.6%)		** See footnote	8 (4.7%)
Injection of Spine for Pain Management	Geisinger-Lewistown	300 (44.8%)	Removal of Tonsils and Adenoids	Geisinger-Lewistown	26 (44.8%)
	Harrisburg Pain Mgmt	168 (25.1%)		Mount Nittany SC	7 (12.1%)
	Pinnacle Health	65 (9.7%)		Geisinger/Danville	6 (10.3%)
Release of Carpal Tunnel and Other Nerves in Arms/Legs	Geisinger-Lewistown	98 (35.9%)	Repair of Hernia in Groin	Geisinger-Lewistown	59 (58.4%)
	Grandview Surgery & Laser	39 (14.3%)		Evangelical Community	10 (9.9%)
	Evangelical Community	38 (13.9%)		Pinnacle Health	9 (8.9%)
Removal of Breast Tumor or Partial Mastectomy	Geisinger-Lewistown	12 (27.3%)	Repair of Torn Knee Cartilage	Grandview Surgery & Laser	32 (23.0%)
	Pinnacle Health	9 (20.5%)		Geisinger-Lewistown	26 (18.7%)
	* See footnote	6 (13.6%)		Evangelical Community	15 (10.8%)

NR = Not reported due to volume limitations

NA = Not applicable

SC = Surgical/Surgery Center

\* Geisinger Gray's Woods and Holy Spirit were tied at 6.

\*\* Evangelical Community and Holy Spirit were tied at 8.

## Common outpatient procedures among county residents, by anticipated payer in FY 2015

	Medicare	Medicaid	Commercial	Other*
Colonoscopy with/without Biopsy	31.6%	2.0%	62.0%	4.3%
Disintegration of Kidney Stones using Shock Waves	36.8%	NR	57.9%	NR
Incision and Drainage of Ear Drum	NR	21.7%	73.9%	NR
Injection of Spine for Pain Management	40.4%	3.3%	53.3%	3.0%
Release of Carpal Tunnel and Other Nerves in Arms/Legs	31.2%	NR	53.6%	NR
Removal of Breast Tumor or Partial Mastectomy	34.8%	NR	60.9%	NR
Removal of Bunion and Repair of Toe Deformity	47.8%	NR	39.1%	NR
Removal of Cataract and Insertion of Lens	65.2%	1.6%	26.2%	7.0%
Removal of Gallbladder and/or Gallstones	NR	NR	58.4%	NR
Removal of Tonsils and Adenoids	NR	23.1%	65.4%	NR
Repair of Hernia in Groin	32.1%	NR	60.4%	NR
Repair of Torn Knee Cartilage	22.5%	NR	70.4%	NR

\* Other government, self-pay, and unknown payer.

NR= Not reported due to volume limitations

*Want to know what Medicare pays health care facilities in PA for common outpatient services such as cataract surgery or biopsies? Then visit PHC4's website at [www.phc4.org](http://www.phc4.org) and click on the interactive database of Medicare Payment Information for Common Outpatient Services.*

### About PHC4

Created by the PA General Assembly in 1986, the PA Health Care Cost Containment Council (PHC4) is an independent state agency charged with collecting, analyzing and reporting information that can be used to improve the quality and restrain the cost of health care in the state. Today, PHC4 is a recognized national leader in public health care reporting. More than 840,000 public reports on patient treatment results are downloaded from the PHC4 website each year, and nearly 100 organizations and individuals annually utilize PHC4's special requests process to access and use data. PHC4 is governed by a 25-member board of directors, representing business, labor, consumers, health care providers, insurers and state government.

Joe Martin, Executive Director  
225 Market Street, Suite 400, Harrisburg, PA 17101  
717-232-6787 • [www.phc4.org](http://www.phc4.org)



# Lackawanna County

## Common Outpatient Procedures for Lackawanna County Residents in FY 2015



This brief focuses on 12 outpatient procedures commonly performed in Pennsylvania, with specific data shown for Lackawanna County.

**1 in 16 County Residents.** In FY 2015, 13,663 (1 in 16) Lackawanna County residents underwent at least one of the following 12 common outpatient procedures in a Pennsylvania (PA) facility. Some of these residents had multiple outpatient visits, for a total of 16,837 visits for these procedures.

Common Outpatient Procedures	Procedure Count for County Residents	% Freestanding Ambulatory Center	% Hospital Outpatient Department	Procedure Rate per 10,000 Residents	
				County Rate	State Rate
Colonoscopy with/without Biopsy	7,532	85.9%	14.1%	354.1	335.8
Disintegration of Kidney Stones using Shock Waves	370	49.5%	50.5%	17.4	16.6
Incision and Drainage of Ear Drum	289	75.8%	24.2%	13.6	15.7
Injection of Spine for Pain Management	1,433	58.9%	41.1%	67.4	111.5
Release of Carpal Tunnel and Other Nerves in Arms/Legs	500	70.4%	29.6%	23.5	29.8
Removal of Breast Tumor or Partial Mastectomy	293	7.5%	92.5%	13.8	13.0
Removal of Bunion and Repair of Toe Deformity	290	66.2%	33.8%	13.6	10.9
Removal of Cataract and Insertion of Lens	4,498	93.8%	6.2%	211.5	149.5
Removal of Gallbladder and/or Gallstones	459	0.0%	100.0%	21.6	18.9
Removal of Tonsils and Adenoids	404	40.6%	59.4%	19.0	16.1
Repair of Hernia in Groin	376	5.6%	94.4%	17.7	17.9
Repair of Torn Knee Cartilage	456	62.5%	37.5%	21.4	27.6

These procedures were defined using the Agency for Healthcare Research and Quality's Clinical Classifications Software. Outpatient procedures that were incorporated into inpatient records (e.g., outpatient diagnostic services for patients admitted to the hospital within 3 days of their outpatient visit) were not included here. NR = Not reported due to volume limitations

Statewide, 801,686 PA residents had at least one of these outpatient procedures, and about 16% of residents had several visits, for a total of 972,061 outpatient visits for these 12 procedures for PA residents.

### PA Health Care Cost Containment Council



PHC4's outpatient procedure data, available through its special request program, is an important resource for data users in studying issues such as access to care, cost and reimbursements, community need, and strategic planning.

## Where did Lackawanna County residents have these outpatient procedures?

Includes data from FY 2014 through FY 2015 to maximize reporting

	Top 3 Facilities	Number (%)		Top 3 Facilities	Number (%)
Colonoscopy with/without Biopsy	Scranton Endoscopy	7,833 (51.9%)	Removal of Bunion and Repair of Toe Deformity	North East SC	238 (40.2%)
	Eynon SC	2,574 (17.1%)		Regional Hospital SC	143 (24.2%)
	Geisinger-Community	1,256 (8.3%)		Geisinger-Community	116 (19.6%)
Disintegration of Kidney Stones using Shock Waves	North East SC	287 (40.3%)	Removal of Cataract and Insertion of Lens	NEI AS	7,314 (83.9%)
	Regional Scranton	177 (24.8%)		Moses Taylor	408 (4.7%)
	Moses Taylor	153 (21.5%)		Angelina Theresa Bucci SC	287 (3.3%)
Incision and Drainage of Ear Drum	North East SC	229 (41.0%)	Removal of Gallbladder and/or Gallstones	Geisinger-Community	400 (42.1%)
	Regional Hospital SC	105 (18.8%)		Regional Scranton	301 (31.7%)
	Regional Scranton	49 (8.8%)		Moses Taylor	157 (16.5%)
Injection of Spine for Pain Management	North East SC	1,550 (51.8%)	Removal of Tonsils and Adenoids	Regional Scranton	231 (29.0%)
	Geisinger-Community	1,045 (34.9%)		North East SC	159 (19.9%)
	Riverview ASC	95 (3.2%)		Geisinger-Community	148 (18.6%)
Release of Carpal Tunnel and Other Nerves in Arms/Legs	North East SC	585 (58.7%)	Repair of Hernia in Groin	Regional Scranton	252 (33.9%)
	Geisinger-Community	123 (12.3%)		Geisinger-Community	215 (28.9%)
	Moses Taylor	79 (7.9%)		Moses Taylor	158 (21.3%)
Removal of Breast Tumor or Partial Mastectomy	Geisinger-Community	215 (32.7%)	Repair of Torn Knee Cartilage	North East SC	534 (58.2%)
	Regional Scranton	189 (28.7%)		Regional Scranton	126 (13.7%)
	Moses Taylor	155 (23.6%)		Moses Taylor	125 (13.6%)

NR = Not reported due to volume limitations

NA = Not applicable

SC = Surgical/Surgery Center

## Common outpatient procedures among county residents, by anticipated payer in FY 2015

	Medicare	Medicaid	Commercial	Other*
Colonoscopy with/without Biopsy	43.6%	4.7%	49.9%	1.7%
Disintegration of Kidney Stones using Shock Waves	33.2%	11.4%	50.0%	5.4%
Incision and Drainage of Ear Drum	5.5%	36.0%	54.0%	4.5%
Injection of Spine for Pain Management	40.3%	7.1%	48.9%	3.6%
Release of Carpal Tunnel and Other Nerves in Arms/Legs	37.8%	9.2%	50.2%	2.8%
Removal of Breast Tumor or Partial Mastectomy	34.8%	10.9%	47.1%	7.2%
Removal of Bunion and Repair of Toe Deformity	35.2%	14.1%	44.5%	6.2%
Removal of Cataract and Insertion of Lens	74.4%	1.2%	23.4%	0.9%
Removal of Gallbladder and/or Gallstones	24.0%	13.5%	54.7%	7.8%
Removal of Tonsils and Adenoids	1.5%	32.2%	56.7%	9.7%
Repair of Hernia in Groin	30.9%	8.5%	54.8%	5.9%
Repair of Torn Knee Cartilage	14.5%	7.2%	72.8%	5.5%

\* Other government, self-pay, and unknown payer.

NR= Not reported due to volume limitations

*Want to know what Medicare pays health care facilities in PA for common outpatient services such as cataract surgery or biopsies? Then visit PHC4's website at [www.phc4.org](http://www.phc4.org) and click on the interactive database of Medicare Payment Information for Common Outpatient Services.*

### About PHC4

Created by the PA General Assembly in 1986, the PA Health Care Cost Containment Council (PHC4) is an independent state agency charged with collecting, analyzing and reporting information that can be used to improve the quality and restrain the cost of health care in the state. Today, PHC4 is a recognized national leader in public health care reporting. More than 840,000 public reports on patient treatment results are downloaded from the PHC4 website each year, and nearly 100 organizations and individuals annually utilize PHC4's special requests process to access and use data. PHC4 is governed by a 25-member board of directors, representing business, labor, consumers, health care providers, insurers and state government.

Joe Martin, Executive Director  
225 Market Street, Suite 400, Harrisburg, PA 17101  
717-232-6787 • [www.phc4.org](http://www.phc4.org)





# Lancaster County



## Common Outpatient Procedures for Lancaster County Residents in FY 2015

This brief focuses on 12 outpatient procedures commonly performed in Pennsylvania, with specific data shown for Lancaster County.

**1 in 16 County Residents.** In FY 2015, 33,108 (1 in 16) Lancaster County residents underwent at least one of the following 12 common outpatient procedures in a Pennsylvania (PA) facility. Some of these residents had multiple outpatient visits, for a total of 39,618 visits for these procedures.

Common Outpatient Procedures	Procedure Count for County Residents	% Freestanding Ambulatory Center	% Hospital Outpatient Department	Procedure Rate per 10,000 Residents	
				County Rate	State Rate
Colonoscopy with/without Biopsy	18,016	72.5%	27.5%	337.8	335.8
Disintegration of Kidney Stones using Shock Waves	559	46.7%	53.3%	10.5	16.6
Incision and Drainage of Ear Drum	864	70.7%	29.3%	16.2	15.7
Injection of Spine for Pain Management	5,732	76.6%	23.4%	107.5	111.5
Release of Carpal Tunnel and Other Nerves in Arms/Legs	2,066	65.6%	34.4%	38.7	29.8
Removal of Breast Tumor or Partial Mastectomy	531	20.0%	80.0%	10.0	13.0
Removal of Bunion and Repair of Toe Deformity	547	26.7%	73.3%	10.3	10.9
Removal of Cataract and Insertion of Lens	7,249	86.7%	13.3%	135.9	149.5
Removal of Gallbladder and/or Gallstones	821	0.1%	99.9%	15.4	18.9
Removal of Tonsils and Adenoids	710	63.0%	37.0%	13.3	16.1
Repair of Hernia in Groin	1,038	41.6%	58.4%	19.5	17.9
Repair of Torn Knee Cartilage	1,619	63.2%	36.8%	30.4	27.6

These procedures were defined using the Agency for Healthcare Research and Quality's Clinical Classifications Software. Outpatient procedures that were incorporated into inpatient records (e.g., outpatient diagnostic services for patients admitted to the hospital within 3 days of their outpatient visit) were not included here. NR = Not reported due to volume limitations

Statewide, 801,686 PA residents had at least one of these outpatient procedures, and about 16% of residents had several visits, for a total of 972,061 outpatient visits for these 12 procedures for PA residents.

### PA Health Care Cost Containment Council



PHC4's outpatient procedure data, available through its special request program, is an important resource for data users in studying issues such as access to care, cost and reimbursements, community need, and strategic planning.

## Where did Lancaster County residents have these outpatient procedures?

Includes data from FY 2014 through FY 2015 to maximize reporting

	Top 3 Facilities	Number (%)		Top 3 Facilities	Number (%)
Colonoscopy with/without Biopsy	Lancaster Gastro Center	10,448 (29.0%)	Removal of Bunion and Repair of Toe Deformity	Lancaster General	572 (50.2%)
	Mid-Atlantic Gastro Ctr	7,347 (20.4%)		Ephrata Community	109 (9.6%)
	Mid-Atlantic Gastro II	6,211 (17.2%)		Physicians' SC Lancaster	100 (8.8%)
Disintegration of Kidney Stones using Shock Waves	Physicians' SC Lancaster	419 (39.5%)	Removal of Cataract and Insertion of Lens	Physicians' SC Lancaster	6,022 (41.4%)
	Lancaster General	233 (21.9%)		SC Lancaster	3,744 (25.8%)
	Ephrata Community	116 (10.9%)		Ephrata Community	1,051 (7.2%)
Incision and Drainage of Ear Drum	SC Lancaster	888 (51.7%)	Removal of Gallbladder and/or Gallstones	Lancaster General	775 (46.3%)
	Milton S Hershey	215 (12.5%)		Ephrata Community	300 (17.9%)
	Physicians' SC Lancaster	152 (8.8%)		Lancaster Regional	266 (15.9%)
Injection of Spine for Pain Management	Physicians' SC Lancaster	4,222 (39.8%)	Removal of Tonsils and Adenoids	SC Lancaster	765 (50.7%)
	North Pointe SC	1,552 (14.6%)		Milton S Hershey	164 (10.9%)
	Center for Spine Care	955 (9.0%)		Lancaster General	108 (7.2%)
Release of Carpal Tunnel and Other Nerves in Arms/Legs	SC Lancaster	1,118 (28.0%)	Repair of Hernia in Groin	Physicians' SC Lancaster	643 (30.1%)
	North Pointe SC	832 (20.8%)		Lancaster General	353 (16.5%)
	Ephrata Community	497 (12.4%)		Ephrata Community	340 (15.9%)
Removal of Breast Tumor or Partial Mastectomy	Lancaster General	519 (47.1%)	Repair of Torn Knee Cartilage	SC Lancaster	931 (27.6%)
	Physicians' SC Lancaster	164 (14.9%)		North Pointe SC	673 (20.0%)
	Ephrata Community	149 (13.5%)		Lancaster General	460 (13.6%)

NR = Not reported due to volume limitations

NA = Not applicable

SC = Surgical/Surgery Center

## Common outpatient procedures among county residents, by anticipated payer in FY 2015

	Medicare	Medicaid	Commercial	Other*
Colonoscopy with/without Biopsy	25.3%	5.3%	64.2%	5.2%
Disintegration of Kidney Stones using Shock Waves	27.7%	9.3%	56.9%	6.1%
Incision and Drainage of Ear Drum	16.7%	23.7%	51.6%	8.0%
Injection of Spine for Pain Management	40.2%	7.3%	48.0%	4.6%
Release of Carpal Tunnel and Other Nerves in Arms/Legs	36.5%	8.9%	49.7%	4.9%
Removal of Breast Tumor or Partial Mastectomy	37.3%	5.6%	51.4%	5.6%
Removal of Bunion and Repair of Toe Deformity	28.5%	3.5%	61.6%	6.4%
Removal of Cataract and Insertion of Lens	71.0%	1.9%	23.6%	3.5%
Removal of Gallbladder and/or Gallstones	18.8%	15.2%	58.0%	8.0%
Removal of Tonsils and Adenoids	4.4%	30.6%	57.0%	8.0%
Repair of Hernia in Groin	28.3%	6.8%	56.8%	8.0%
Repair of Torn Knee Cartilage	20.9%	6.1%	67.9%	5.1%

\* Other government, self-pay, and unknown payer.

NR= Not reported due to volume limitations

Want to know what Medicare pays health care facilities in PA for common outpatient services such as cataract surgery or biopsies? Then visit PHC4's website at [www.phc4.org](http://www.phc4.org) and click on the interactive database of Medicare Payment Information for Common Outpatient Services.

### About PHC4

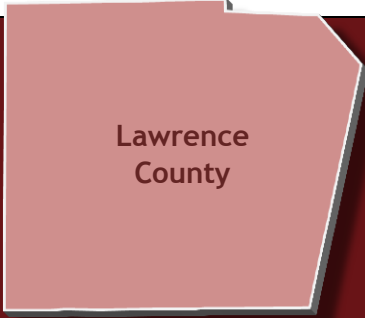
Created by the PA General Assembly in 1986, the PA Health Care Cost Containment Council (PHC4) is an independent state agency charged with collecting, analyzing and reporting information that can be used to improve the quality and restrain the cost of health care in the state. Today, PHC4 is a recognized national leader in public health care reporting. More than 840,000 public reports on patient treatment results are downloaded from the PHC4 website each year, and nearly 100 organizations and individuals annually utilize PHC4's special requests process to access and use data. PHC4 is governed by a 25-member board of directors, representing business, labor, consumers, health care providers, insurers and state government.

Joe Martin, Executive Director  
225 Market Street, Suite 400, Harrisburg, PA 17101  
717-232-6787 • [www.phc4.org](http://www.phc4.org)



# Lawrence County

## Common Outpatient Procedures for Lawrence County Residents in FY 2015



Lawrence  
County

This brief focuses on 12 outpatient procedures commonly performed in Pennsylvania, with specific data shown for Lawrence County.

**1 in 14 County Residents.** In FY 2015, 6,335 (1 in 14) Lawrence County residents underwent at least one of the following 12 common outpatient procedures in a Pennsylvania (PA) facility. Some of these residents had multiple outpatient visits, for a total of 8,265 visits for these procedures.

Common Outpatient Procedures	Procedure Count for County Residents	% Freestanding Ambulatory Center	% Hospital Outpatient Department	Procedure Rate per 10,000 Residents	
				County Rate	State Rate
Colonoscopy with/without Biopsy	2,998	36.6%	63.4%	337.7	335.8
Disintegration of Kidney Stones using Shock Waves	315	1.0%	99.0%	35.5	16.6
Incision and Drainage of Ear Drum	120	39.2%	60.8%	13.5	15.7
Injection of Spine for Pain Management	1,741	5.9%	94.1%	196.1	111.5
Release of Carpal Tunnel and Other Nerves in Arms/Legs	417	43.2%	56.8%	47.0	29.8
Removal of Breast Tumor or Partial Mastectomy	99	4.0%	96.0%	11.2	13.0
Removal of Bunion and Repair of Toe Deformity	114	22.8%	77.2%	12.8	10.9
Removal of Cataract and Insertion of Lens	1,487	50.0%	50.0%	167.5	149.5
Removal of Gallbladder and/or Gallstones	285	1.1%	98.9%	32.1	18.9
Removal of Tonsils and Adenoids	139	46.8%	53.2%	15.7	16.1
Repair of Hernia in Groin	182	8.2%	91.8%	20.5	17.9
Repair of Torn Knee Cartilage	411	9.0%	91.0%	46.3	27.6

These procedures were defined using the Agency for Healthcare Research and Quality's Clinical Classifications Software. Outpatient procedures that were incorporated into inpatient records (e.g., outpatient diagnostic services for patients admitted to the hospital within 3 days of their outpatient visit) were not included here. NR = Not reported due to volume limitations

Statewide, 801,686 PA residents had at least one of these outpatient procedures, and about 16% of residents had several visits, for a total of 972,061 outpatient visits for these 12 procedures for PA residents.

### PA Health Care Cost Containment Council



PHC4's outpatient procedure data, available through its special request program, is an important resource for data users in studying issues such as access to care, cost and reimbursements, community need, and strategic planning.

## Where did Lawrence County residents have these outpatient procedures?

Includes data from FY 2014 through FY 2015 to maximize reporting

	Top 3 Facilities	Number (%)		Top 3 Facilities	Number (%)
Colonoscopy with/without Biopsy	Jameson Memorial	2,189 (37.6%)	Removal of Bunion and Repair of Toe Deformity	Jameson Memorial	58 (25.6%)
	Four Seasons Endoscopy	1,633 (28.0%)		Ellwood City	44 (19.4%)
	Ellwood City	654 (11.2%)		Lawrence County SC	32 (14.1%)
Disintegration of Kidney Stones using Shock Waves	Jameson Memorial	381 (57.1%)	Removal of Cataract and Insertion of Lens	Lawrence County SC	1,124 (40.7%)
	UPMC Horizon	93 (13.9%)		Jameson Memorial	892 (32.3%)
	Ellwood City	55 (8.2%)		Heritage Valley Beaver	223 (8.1%)
Incision and Drainage of Ear Drum	CHP North SC	90 (36.6%)	Removal of Gallbladder and/or Gallstones	Jameson Memorial	319 (51.0%)
	Jameson Memorial	54 (22.0%)		Ellwood City	98 (15.7%)
	Children's Hosp Pgh/UPMC	44 (17.9%)		Heritage Valley Beaver	64 (10.2%)
Injection of Spine for Pain Management	Jameson Memorial	1,594 (51.6%)	Removal of Tonsils and Adenoids	CHP North SC	116 (40.3%)
	Ellwood City	499 (16.1%)		Children's Hosp Pgh/UPMC	63 (21.9%)
	Edgewood Surgical	164 (5.3%)		UPMC Horizon	21 (7.3%)
Release of Carpal Tunnel and Other Nerves in Arms/Legs	Jameson Memorial	178 (20.7%)	Repair of Hernia in Groin	Jameson Memorial	173 (48.3%)
	UPMC St. Margaret OP Ctr	176 (20.5%)		Ellwood City	39 (10.9%)
	Western PA SC	124 (14.4%)		UPMC Horizon	25 (7.0%)
Removal of Breast Tumor or Partial Mastectomy	Jameson Memorial	44 (18.9%)	Repair of Torn Knee Cartilage	Jameson Memorial	346 (44.4%)
	UPMC Passavant	40 (17.2%)		UPMC Horizon	88 (11.3%)
	Magee Womens/UPMC	29 (12.4%)		Ellwood City	60 (7.7%)

NR = Not reported due to volume limitations

NA = Not applicable

SC = Surgical/Surgery Center

## Common outpatient procedures among county residents, by anticipated payer in FY 2015

	Medicare	Medicaid	Commercial	Other*
Colonoscopy with/without Biopsy	31.7%	6.1%	57.0%	5.2%
Disintegration of Kidney Stones using Shock Waves	33.7%	7.9%	47.9%	10.5%
Incision and Drainage of Ear Drum	NR	36.7%	53.3%	NR
Injection of Spine for Pain Management	48.2%	12.8%	35.0%	4.0%
Release of Carpal Tunnel and Other Nerves in Arms/Legs	34.5%	9.1%	48.9%	7.4%
Removal of Breast Tumor or Partial Mastectomy	35.4%	13.1%	41.4%	10.1%
Removal of Bunion and Repair of Toe Deformity	29.8%	8.8%	51.8%	9.6%
Removal of Cataract and Insertion of Lens	68.3%	2.0%	28.6%	1.1%
Removal of Gallbladder and/or Gallstones	21.1%	7.7%	63.5%	7.7%
Removal of Tonsils and Adenoids	NR	35.3%	54.7%	NR
Repair of Hernia in Groin	30.2%	8.2%	52.2%	9.3%
Repair of Torn Knee Cartilage	19.7%	7.8%	64.5%	8.0%

\* Other government, self-pay, and unknown payer.

NR= Not reported due to volume limitations

*Want to know what Medicare pays health care facilities in PA for common outpatient services such as cataract surgery or biopsies? Then visit PHC4's website at [www.phc4.org](http://www.phc4.org) and click on the interactive database of Medicare Payment Information for Common Outpatient Services.*

### About PHC4

Created by the PA General Assembly in 1986, the PA Health Care Cost Containment Council (PHC4) is an independent state agency charged with collecting, analyzing and reporting information that can be used to improve the quality and restrain the cost of health care in the state. Today, PHC4 is a recognized national leader in public health care reporting. More than 840,000 public reports on patient treatment results are downloaded from the PHC4 website each year, and nearly 100 organizations and individuals annually utilize PHC4's special requests process to access and use data. PHC4 is governed by a 25-member board of directors, representing business, labor, consumers, health care providers, insurers and state government.

Joe Martin, Executive Director  
225 Market Street, Suite 400, Harrisburg, PA 17101  
717-232-6787 • [www.phc4.org](http://www.phc4.org)



# Lebanon County

## Common Outpatient Procedures for Lebanon County Residents in FY 2015



This brief focuses on 12 outpatient procedures commonly performed in Pennsylvania, with specific data shown for Lebanon County.

**1 in 14 County Residents.** In FY 2015, 9,500 (1 in 14) Lebanon County residents underwent at least one of the following 12 common outpatient procedures in a Pennsylvania (PA) facility. Some of these residents had multiple outpatient visits, for a total of 11,744 visits for these procedures.

Common Outpatient Procedures	Procedure Count for County Residents	% Freestanding Ambulatory Center	% Hospital Outpatient Department	Procedure Rate per 10,000 Residents	
				County Rate	State Rate
Colonoscopy with/without Biopsy	4,500	89.4%	10.6%	330.0	335.8
Disintegration of Kidney Stones using Shock Waves	258	53.9%	46.1%	18.9	16.6
Incision and Drainage of Ear Drum	316	75.3%	24.7%	23.2	15.7
Injection of Spine for Pain Management	2,083	85.0%	15.0%	152.8	111.5
Release of Carpal Tunnel and Other Nerves in Arms/Legs	535	79.4%	20.6%	39.2	29.8
Removal of Breast Tumor or Partial Mastectomy	197	22.3%	77.7%	14.4	13.0
Removal of Bunion and Repair of Toe Deformity	146	78.1%	21.9%	10.7	10.9
Removal of Cataract and Insertion of Lens	2,528	96.2%	3.8%	185.4	149.5
Removal of Gallbladder and/or Gallstones	279	4.7%	95.3%	20.5	18.9
Removal of Tonsils and Adenoids	334	79.3%	20.7%	24.5	16.1
Repair of Hernia in Groin	327	24.5%	75.5%	24.0	17.9
Repair of Torn Knee Cartilage	321	80.4%	19.6%	23.5	27.6

These procedures were defined using the Agency for Healthcare Research and Quality's Clinical Classifications Software. Outpatient procedures that were incorporated into inpatient records (e.g., outpatient diagnostic services for patients admitted to the hospital within 3 days of their outpatient visit) were not included here. NR = Not reported due to volume limitations

Statewide, 801,686 PA residents had at least one of these outpatient procedures, and about 16% of residents had several visits, for a total of 972,061 outpatient visits for these 12 procedures for PA residents.

### PA Health Care Cost Containment Council



PHC4's outpatient procedure data, available through its special request program, is an important resource for data users in studying issues such as access to care, cost and reimbursements, community need, and strategic planning.

## Where did Lebanon County residents have these outpatient procedures?

Includes data from FY 2014 through FY 2015 to maximize reporting

	Top 3 Facilities	Number (%)		Top 3 Facilities	Number (%)
Colonoscopy with/without Biopsy	GSH Outpatient SC	2,700 (31.3%)	Removal of Bunion and Repair of Toe Deformity	GSH Outpatient SC	131 (40.2%)
	Endoscopy Central PA	1,905 (22.0%)		Hershey Outpatient SC	47 (14.4%)
	Hershey Endoscopy	1,359 (15.7%)		Milton S Hershey	28 (8.6%)
Disintegration of Kidney Stones using Shock Waves	SC of Lebanon	217 (40.0%)	Removal of Cataract and Insertion of Lens	SC of Lebanon	1,884 (38.6%)
	Good Samaritan/Lebanon	91 (16.8%)		Valley View SC	1,749 (35.8%)
	Milton S Hershey	87 (16.0%)		Hershey Outpatient SC	250 (5.1%)
Incision and Drainage of Ear Drum	SC of Lebanon	377 (60.7%)	Removal of Gallbladder and/or Gallstones	Good Samaritan/Lebanon	357 (65.7%)
	Milton S Hershey	111 (17.9%)		Milton S Hershey	107 (19.7%)
	Susquehanna Valley SC	61 (9.8%)		SC of Lebanon	22 (4.1%)
Injection of Spine for Pain Management	SC of Lebanon	1,592 (35.7%)	Removal of Tonsils and Adenoids	SC of Lebanon	449 (66.4%)
	GSH Outpatient SC	1,269 (28.5%)		Milton S Hershey	87 (12.9%)
	Harrisburg Pain Mgmt	406 (9.1%)		Susquehanna Valley SC	61 (9.0%)
Release of Carpal Tunnel and Other Nerves in Arms/Legs	SC of Lebanon	357 (34.6%)	Repair of Hernia in Groin	Good Samaritan/Lebanon	267 (43.4%)
	Hershey Outpatient SC	181 (17.5%)		SC of Lebanon	122 (19.8%)
	Milton S Hershey	117 (11.3%)		Milton S Hershey	114 (18.5%)
Removal of Breast Tumor or Partial Mastectomy	Good Samaritan/Lebanon	175 (47.6%)	Repair of Torn Knee Cartilage	SC of Lebanon	192 (28.6%)
	Milton S Hershey	77 (20.9%)		Susquehanna Valley SC	119 (17.7%)
	Hershey Outpatient SC	34 (9.2%)		Hershey Outpatient SC	80 (11.9%)

NR = Not reported due to volume limitations

NA = Not applicable

SC = Surgical/Surgery Center

## Common outpatient procedures among county residents, by anticipated payer in FY 2015

	Medicare	Medicaid	Commercial	Other*
Colonoscopy with/without Biopsy	31.3%	3.2%	62.5%	2.9%
Disintegration of Kidney Stones using Shock Waves	32.6%	10.1%	52.3%	5.0%
Incision and Drainage of Ear Drum	11.1%	26.9%	59.2%	2.8%
Injection of Spine for Pain Management	42.6%	6.7%	47.9%	2.8%
Release of Carpal Tunnel and Other Nerves in Arms/Legs	29.0%	8.6%	57.9%	4.5%
Removal of Breast Tumor or Partial Mastectomy	40.6%	4.1%	52.8%	2.5%
Removal of Bunion and Repair of Toe Deformity	34.2%	6.2%	53.4%	6.2%
Removal of Cataract and Insertion of Lens	72.2%	1.7%	21.4%	4.7%
Removal of Gallbladder and/or Gallstones	17.2%	16.1%	60.2%	6.5%
Removal of Tonsils and Adenoids	NR	30.2%	64.1%	NR
Repair of Hernia in Groin	33.3%	5.2%	55.7%	5.8%
Repair of Torn Knee Cartilage	11.8%	7.2%	74.1%	6.9%

\* Other government, self-pay, and unknown payer.

NR= Not reported due to volume limitations

*Want to know what Medicare pays health care facilities in PA for common outpatient services such as cataract surgery or biopsies? Then visit PHC4's website at [www.phc4.org](http://www.phc4.org) and click on the interactive database of Medicare Payment Information for Common Outpatient Services.*

### About PHC4

Created by the PA General Assembly in 1986, the PA Health Care Cost Containment Council (PHC4) is an independent state agency charged with collecting, analyzing and reporting information that can be used to improve the quality and restrain the cost of health care in the state. Today, PHC4 is a recognized national leader in public health care reporting. More than 840,000 public reports on patient treatment results are downloaded from the PHC4 website each year, and nearly 100 organizations and individuals annually utilize PHC4's special requests process to access and use data. PHC4 is governed by a 25-member board of directors, representing business, labor, consumers, health care providers, insurers and state government.

Joe Martin, Executive Director  
225 Market Street, Suite 400, Harrisburg, PA 17101  
717-232-6787 • [www.phc4.org](http://www.phc4.org)





# Lehigh County



## Common Outpatient Procedures for Lehigh County Residents in FY 2015

This brief focuses on 12 outpatient procedures commonly performed in Pennsylvania, with specific data shown for Lehigh County.

**1 in 16 County Residents.** In FY 2015, 22,341 (1 in 16) Lehigh County residents underwent at least one of the following 12 common outpatient procedures in a Pennsylvania (PA) facility. Some of these residents had multiple outpatient visits, for a total of 25,954 visits for these procedures.

Common Outpatient Procedures	Procedure Count for County Residents	% Freestanding Ambulatory Center	% Hospital Outpatient Department	Procedure Rate per 10,000 Residents	
				County Rate	State Rate
Colonoscopy with/without Biopsy	11,984	59.4%	40.6%	334.9	335.8
Disintegration of Kidney Stones using Shock Waves	525	0.2%	99.8%	14.7	16.6
Incision and Drainage of Ear Drum	405	41.2%	58.8%	11.3	15.7
Injection of Spine for Pain Management	4,000	60.8%	39.3%	111.8	111.5
Release of Carpal Tunnel and Other Nerves in Arms/Legs	970	59.1%	40.9%	27.1	29.8
Removal of Breast Tumor or Partial Mastectomy	423	2.4%	97.6%	11.8	13.0
Removal of Bunion and Repair of Toe Deformity	416	10.3%	89.7%	11.6	10.9
Removal of Cataract and Insertion of Lens	4,770	92.7%	7.3%	133.3	149.5
Removal of Gallbladder and/or Gallstones	530	1.1%	98.9%	14.8	18.9
Removal of Tonsils and Adenoids	368	26.6%	73.4%	10.3	16.1
Repair of Hernia in Groin	682	36.4%	63.6%	19.1	17.9
Repair of Torn Knee Cartilage	924	47.3%	52.7%	25.8	27.6

These procedures were defined using the Agency for Healthcare Research and Quality's Clinical Classifications Software. Outpatient procedures that were incorporated into inpatient records (e.g., outpatient diagnostic services for patients admitted to the hospital within 3 days of their outpatient visit) were not included here. NR = Not reported due to volume limitations

Statewide, 801,686 PA residents had at least one of these outpatient procedures, and about 16% of residents had several visits, for a total of 972,061 outpatient visits for these 12 procedures for PA residents.



PHC4's outpatient procedure data, available through its special request program, is an important resource for data users in studying issues such as access to care, cost and reimbursements, community need, and strategic planning.

## Where did Lehigh County residents have these outpatient procedures?

Includes data from FY 2014 through FY 2015 to maximize reporting

	Top 3 Facilities	Number (%)		Top 3 Facilities	Number (%)
Colonoscopy with/without Biopsy	College Heights Endoscopy	6,814 (29.1%)	Removal of Bunion and Repair of Toe Deformity	St Luke's/Bethlehem	234 (25.7%)
	Lehigh Valley	4,344 (18.5%)		Sacred Heart/Allentown	160 (17.6%)
	Eastern PA Endoscopy	3,373 (14.4%)		Lehigh Valley	158 (17.4%)
Disintegration of Kidney Stones using Shock Waves	Lehigh Valley	637 (61.5%)	Removal of Cataract and Insertion of Lens	Valley Eye SC	4,754 (50.5%)
	St Luke's/Bethlehem	207 (20.0%)		Fairgrounds SC	1,617 (17.2%)
	Lehigh Valley/Muhlenberg	77 (7.4%)		SC of Allentown	1,389 (14.8%)
Incision and Drainage of Ear Drum	SC of Allentown	230 (30.9%)	Removal of Gallbladder and/or Gallstones	Lehigh Valley	539 (51.1%)
	St Luke's/Bethlehem	168 (22.6%)		St Luke's/Bethlehem	251 (23.8%)
	Lehigh Valley	128 (17.2%)		Sacred Heart/Allentown	120 (11.4%)
Injection of Spine for Pain Management	SC of Allentown	2,124 (25.2%)	Removal of Tonsils and Adenoids	St Luke's/Bethlehem	223 (29.2%)
	Surg Spec/Coordinated	1,611 (19.1%)		SC of Allentown	180 (23.6%)
	Valley SC	1,406 (16.7%)		Lehigh Valley	129 (16.9%)
Release of Carpal Tunnel and Other Nerves in Arms/Legs	SC of Allentown	857 (45.3%)	Repair of Hernia in Groin	Fairgrounds SC	456 (34.0%)
	St Luke's/Bethlehem	205 (10.8%)		Lehigh Valley	293 (21.8%)
	Sacred Heart/Allentown	151 (8.0%)		St Luke's/Bethlehem	245 (18.3%)
Removal of Breast Tumor or Partial Mastectomy	Lehigh Valley	319 (34.4%)	Repair of Torn Knee Cartilage	SC of Allentown	481 (24.7%)
	Lehigh Valley/Muhlenberg	181 (19.5%)		Surg Spec/Coordinated	285 (14.6%)
	St Luke's/Bethlehem	171 (18.4%)		Coordinated Health Ortho	209 (10.7%)

NR = Not reported due to volume limitations

NA = Not applicable

SC = Surgical/Surgery Center

## Common outpatient procedures among county residents, by anticipated payer in FY 2015

	Medicare	Medicaid	Commercial	Other*
Colonoscopy with/without Biopsy	33.8%	5.0%	57.0%	4.2%
Disintegration of Kidney Stones using Shock Waves	28.2%	8.2%	61.0%	2.7%
Incision and Drainage of Ear Drum	6.7%	25.4%	64.4%	3.5%
Injection of Spine for Pain Management	41.7%	3.7%	53.5%	1.1%
Release of Carpal Tunnel and Other Nerves in Arms/Legs	34.3%	6.7%	56.8%	2.2%
Removal of Breast Tumor or Partial Mastectomy	36.6%	7.8%	53.2%	2.4%
Removal of Bunion and Repair of Toe Deformity	25.0%	NR	65.4%	NR
Removal of Cataract and Insertion of Lens	72.6%	3.0%	22.2%	2.3%
Removal of Gallbladder and/or Gallstones	21.1%	18.5%	57.5%	2.8%
Removal of Tonsils and Adenoids	1.4%	29.3%	65.5%	3.8%
Repair of Hernia in Groin	27.3%	8.8%	61.4%	2.5%
Repair of Torn Knee Cartilage	15.8%	5.0%	77.4%	1.8%

\* Other government, self-pay, and unknown payer.

NR= Not reported due to volume limitations

*Want to know what Medicare pays health care facilities in PA for common outpatient services such as cataract surgery or biopsies? Then visit PHC4's website at [www.phc4.org](http://www.phc4.org) and click on the interactive database of Medicare Payment Information for Common Outpatient Services.*

### About PHC4

Created by the PA General Assembly in 1986, the PA Health Care Cost Containment Council (PHC4) is an independent state agency charged with collecting, analyzing and reporting information that can be used to improve the quality and restrain the cost of health care in the state. Today, PHC4 is a recognized national leader in public health care reporting. More than 840,000 public reports on patient treatment results are downloaded from the PHC4 website each year, and nearly 100 organizations and individuals annually utilize PHC4's special requests process to access and use data. PHC4 is governed by a 25-member board of directors, representing business, labor, consumers, health care providers, insurers and state government.

Joe Martin, Executive Director  
225 Market Street, Suite 400, Harrisburg, PA 17101  
717-232-6787 • [www.phc4.org](http://www.phc4.org)



# Luzerne County

## Common Outpatient Procedures for Luzerne County Residents in FY 2015



This brief focuses on 12 outpatient procedures commonly performed in Pennsylvania, with specific data shown for Luzerne County.

**1 in 18 County Residents.** In FY 2015, 17,634 (1 in 18) Luzerne County residents underwent at least one of the following 12 common outpatient procedures in a Pennsylvania (PA) facility. Some of these residents had multiple outpatient visits, for a total of 21,484 visits for these procedures.

Common Outpatient Procedures	Procedure Count for County Residents	% Freestanding Ambulatory Center	% Hospital Outpatient Department	Procedure Rate per 10,000 Residents	
				County Rate	State Rate
Colonoscopy with/without Biopsy	7,860	62.8%	37.2%	246.5	335.8
Disintegration of Kidney Stones using Shock Waves	703	66.7%	33.3%	22.0	16.6
Incision and Drainage of Ear Drum	559	85.9%	14.1%	17.5	15.7
Injection of Spine for Pain Management	2,461	70.0%	30.0%	77.2	111.5
Release of Carpal Tunnel and Other Nerves in Arms/Legs	902	71.2%	28.8%	28.3	29.8
Removal of Breast Tumor or Partial Mastectomy	344	33.7%	66.3%	10.8	13.0
Removal of Bunion and Repair of Toe Deformity	366	75.1%	24.9%	11.5	10.9
Removal of Cataract and Insertion of Lens	5,792	98.3%	1.7%	181.7	149.5
Removal of Gallbladder and/or Gallstones	880	0.1%	99.9%	27.6	18.9
Removal of Tonsils and Adenoids	545	76.5%	23.5%	17.1	16.1
Repair of Hernia in Groin	542	18.6%	81.4%	17.0	17.9
Repair of Torn Knee Cartilage	646	61.0%	39.0%	20.3	27.6

These procedures were defined using the Agency for Healthcare Research and Quality's Clinical Classifications Software. Outpatient procedures that were incorporated into inpatient records (e.g., outpatient diagnostic services for patients admitted to the hospital within 3 days of their outpatient visit) were not included here. NR = Not reported due to volume limitations

Statewide, 801,686 PA residents had at least one of these outpatient procedures, and about 16% of residents had several visits, for a total of 972,061 outpatient visits for these 12 procedures for PA residents.

### PA Health Care Cost Containment Council



PHC4's outpatient procedure data, available through its special request program, is an important resource for data users in studying issues such as access to care, cost and reimbursements, community need, and strategic planning.

## Where did Luzerne County residents have these outpatient procedures?

Includes data from FY 2014 through FY 2015 to maximize reporting

	Top 3 Facilities	Number (%)		Top 3 Facilities	Number (%)
Colonoscopy with/without Biopsy	Gateway SC	4,773 (30.1%)	Removal of Bunion and Repair of Toe Deformity	Surgical Specialty NE PA	253 (32.1%)
	Geisinger Wyoming Valley	3,263 (20.6%)		Center Same Day Surgery	164 (20.8%)
	Lehigh Valley/Hazleton	1,650 (10.4%)		Same Day Geisinger South	77 (9.8%)
Disintegration of Kidney Stones using Shock Waves	Riverview ASC	664 (49.3%)	Removal of Cataract and Insertion of Lens	Kingston Ophthalmology	5,265 (47.2%)
	Geisinger Wyoming Valley	195 (14.5%)		Hazleton ASC	2,066 (18.5%)
	Center Same Day Surgery	148 (11.0%)		Surgical Specialty NE PA	964 (8.6%)
Incision and Drainage of Ear Drum	Riverview ASC	300 (28.0%)	Removal of Gallbladder and/or Gallstones	Wilkes-Barre General	917 (52.8%)
	Same Day Geisinger South	164 (15.3%)		Geisinger Wyoming Valley	396 (22.8%)
	Center for Advanced Surg	107 (10.0%)		Lehigh Valley/Hazleton	168 (9.7%)
Injection of Spine for Pain Management	Center for Advanced Surg	1,095 (25.3%)	Removal of Tonsils and Adenoids	Same Day Geisinger South	197 (18.4%)
	Riverview ASC	1,055 (24.3%)		Riverview ASC	185 (17.2%)
	Geisinger Wyoming Valley	585 (13.5%)		Surgical Specialty NE PA	137 (12.8%)
Release of Carpal Tunnel and Other Nerves in Arms/Legs	Same Day Geisinger South	314 (18.1%)	Repair of Hernia in Groin	Wilkes-Barre General	467 (43.4%)
	Surgical Specialty NE PA	267 (15.4%)		Geisinger Wyoming Valley	127 (11.8%)
	Center Same Day Surgery	198 (11.4%)		Same Day Geisinger South	88 (8.2%)
Removal of Breast Tumor or Partial Mastectomy	Wilkes-Barre General	171 (22.4%)	Repair of Torn Knee Cartilage	Center Same Day Surgery	177 (13.9%)
	Surgical Specialty NE PA	170 (22.2%)		Surgical Specialty NE PA	148 (11.6%)
	Geisinger Wyoming Valley	163 (21.3%)		Wilkes-Barre General	130 (10.2%)

NR = Not reported due to volume limitations

NA = Not applicable

SC = Surgical/Surgery Center

## Common outpatient procedures among county residents, by anticipated payer in FY 2015

	Medicare	Medicaid	Commercial	Other*
Colonoscopy with/without Biopsy	37.0%	4.4%	55.1%	3.5%
Disintegration of Kidney Stones using Shock Waves	31.9%	5.5%	59.2%	3.4%
Incision and Drainage of Ear Drum	11.6%	30.2%	54.7%	3.4%
Injection of Spine for Pain Management	45.8%	3.6%	48.1%	2.6%
Release of Carpal Tunnel and Other Nerves in Arms/Legs	31.9%	9.2%	55.1%	3.8%
Removal of Breast Tumor or Partial Mastectomy	29.1%	8.4%	55.2%	7.3%
Removal of Bunion and Repair of Toe Deformity	29.2%	6.0%	58.5%	6.3%
Removal of Cataract and Insertion of Lens	69.7%	2.1%	26.3%	1.9%
Removal of Gallbladder and/or Gallstones	16.9%	13.1%	62.2%	7.8%
Removal of Tonsils and Adenoids	0.9%	36.7%	57.2%	5.1%
Repair of Hernia in Groin	30.3%	8.3%	54.8%	6.6%
Repair of Torn Knee Cartilage	17.0%	6.0%	72.9%	4.0%

\* Other government, self-pay, and unknown payer.

NR= Not reported due to volume limitations

*Want to know what Medicare pays health care facilities in PA for common outpatient services such as cataract surgery or biopsies? Then visit PHC4's website at [www.phc4.org](http://www.phc4.org) and click on the interactive database of Medicare Payment Information for Common Outpatient Services.*

### About PHC4

Created by the PA General Assembly in 1986, the PA Health Care Cost Containment Council (PHC4) is an independent state agency charged with collecting, analyzing and reporting information that can be used to improve the quality and restrain the cost of health care in the state. Today, PHC4 is a recognized national leader in public health care reporting. More than 840,000 public reports on patient treatment results are downloaded from the PHC4 website each year, and nearly 100 organizations and individuals annually utilize PHC4's special requests process to access and use data. PHC4 is governed by a 25-member board of directors, representing business, labor, consumers, health care providers, insurers and state government.

Joe Martin, Executive Director  
225 Market Street, Suite 400, Harrisburg, PA 17101  
717-232-6787 • [www.phc4.org](http://www.phc4.org)



# Lycoming County

## Common Outpatient Procedures for Lycoming County Residents in FY 2015



This brief focuses on 12 outpatient procedures commonly performed in Pennsylvania, with specific data shown for Lycoming County.

**1 in 14 County Residents.** In FY 2015, 8,191 (1 in 14) Lycoming County residents underwent at least one of the following 12 common outpatient procedures in a Pennsylvania (PA) facility. Some of these residents had multiple outpatient visits, for a total of 9,955 visits for these procedures.

Common Outpatient Procedures	Procedure Count for County Residents	% Freestanding Ambulatory Center	% Hospital Outpatient Department	Procedure Rate per 10,000 Residents	
				County Rate	State Rate
Colonoscopy with/without Biopsy	4,693	45.6%	54.4%	402.8	335.8
Disintegration of Kidney Stones using Shock Waves	409	0.2%	99.8%	35.1	16.6
Incision and Drainage of Ear Drum	274	20.8%	79.2%	23.5	15.7
Injection of Spine for Pain Management	442	29.0%	71.0%	37.9	111.5
Release of Carpal Tunnel and Other Nerves in Arms/Legs	419	7.9%	92.1%	36.0	29.8
Removal of Breast Tumor or Partial Mastectomy	201	4.5%	95.5%	17.3	13.0
Removal of Bunion and Repair of Toe Deformity	143	15.4%	84.6%	12.3	10.9
Removal of Cataract and Insertion of Lens	2,352	77.4%	22.6%	201.9	149.5
Removal of Gallbladder and/or Gallstones	283	1.8%	98.2%	24.3	18.9
Removal of Tonsils and Adenoids	254	12.6%	87.4%	21.8	16.1
Repair of Hernia in Groin	232	6.5%	93.5%	19.9	17.9
Repair of Torn Knee Cartilage	300	7.3%	92.7%	25.7	27.6

These procedures were defined using the Agency for Healthcare Research and Quality's Clinical Classifications Software. Outpatient procedures that were incorporated into inpatient records (e.g., outpatient diagnostic services for patients admitted to the hospital within 3 days of their outpatient visit) were not included here. NR = Not reported due to volume limitations

Statewide, 801,686 PA residents had at least one of these outpatient procedures, and about 16% of residents had several visits, for a total of 972,061 outpatient visits for these 12 procedures for PA residents.

### PA Health Care Cost Containment Council



PHC4's outpatient procedure data, available through its special request program, is an important resource for data users in studying issues such as access to care, cost and reimbursements, community need, and strategic planning.

## Where did Lycoming County residents have these outpatient procedures?

Includes data from FY 2014 through FY 2015 to maximize reporting

	Top 3 Facilities	Number (%)		Top 3 Facilities	Number (%)
Colonoscopy with/without Biopsy	Susquehanna Endoscopy	3,637 (51.1%)	Removal of Bunion and Repair of Toe Deformity	Muncy Valley	90 (45.2%)
	Williamsport Regional	1,360 (19.1%)		Brookpark SC	36 (18.1%)
	Muncy Valley	668 (9.4%)		Jersey Shore	27 (13.6%)
Disintegration of Kidney Stones using Shock Waves	Divine Providence	595 (72.6%)	Removal of Cataract and Insertion of Lens	SC Central PA	3,538 (77.7%)
	Williamsport Regional	174 (21.2%)		Muncy Valley	683 (15.0%)
	Geisinger/Danville	23 (2.8%)		Geisinger OP Woodbine	147 (3.2%)
Incision and Drainage of Ear Drum	Divine Providence	120 (32.6%)	Removal of Gallbladder and/or Gallstones	Williamsport Regional	86 (23.1%)
	Williamsport Regional	66 (17.9%)		Geisinger/Danville	67 (18.0%)
	SC Central PA	60 (16.3%)		Divine Providence	61 (16.4%)
Injection of Spine for Pain Management	Geisinger/Danville	171 (28.5%)	Removal of Tonsils and Adenoids	Divine Providence	105 (29.6%)
	Evangelical ASC	121 (20.2%)		Williamsport Regional	77 (21.7%)
	Williamsport Regional	82 (13.7%)		SC Central PA	59 (16.6%)
Release of Carpal Tunnel and Other Nerves in Arms/Legs	Williamsport Regional	359 (57.3%)	Repair of Hernia in Groin	Divine Providence	73 (25.1%)
	Evangelical Community	86 (13.7%)		Muncy Valley	58 (19.9%)
	Geisinger OP Woodbine	47 (7.5%)		Williamsport Regional	46 (15.8%)
Removal of Breast Tumor or Partial Mastectomy	Divine Providence	241 (70.5%)	Repair of Torn Knee Cartilage	Williamsport Regional	319 (64.7%)
	Williamsport Regional	58 (17.0%)		Evangelical Community	97 (19.7%)
	Geisinger/Danville	14 (4.1%)		Geisinger OP Woodbine	20 (4.1%)

NR = Not reported due to volume limitations

NA = Not applicable

SC = Surgical/Surgery Center

## Common outpatient procedures among county residents, by anticipated payer in FY 2015

	Medicare	Medicaid	Commercial	Other*
Colonoscopy with/without Biopsy	34.8%	5.8%	56.4%	3.0%
Disintegration of Kidney Stones using Shock Waves	40.8%	7.3%	46.9%	4.9%
Incision and Drainage of Ear Drum	4.7%	30.3%	62.8%	2.2%
Injection of Spine for Pain Management	42.5%	5.4%	48.6%	3.4%
Release of Carpal Tunnel and Other Nerves in Arms/Legs	33.4%	11.0%	53.5%	2.1%
Removal of Breast Tumor or Partial Mastectomy	39.3%	6.0%	48.8%	6.0%
Removal of Bunion and Repair of Toe Deformity	32.2%	NR	58.7%	NR
Removal of Cataract and Insertion of Lens	65.2%	2.8%	31.3%	0.7%
Removal of Gallbladder and/or Gallstones	19.4%	16.6%	59.4%	4.6%
Removal of Tonsils and Adenoids	2.4%	30.3%	62.6%	4.7%
Repair of Hernia in Groin	31.9%	7.8%	56.9%	3.4%
Repair of Torn Knee Cartilage	13.7%	7.0%	77.3%	2.0%

\* Other government, self-pay, and unknown payer.

NR= Not reported due to volume limitations

*Want to know what Medicare pays health care facilities in PA for common outpatient services such as cataract surgery or biopsies? Then visit PHC4's website at [www.phc4.org](http://www.phc4.org) and click on the interactive database of Medicare Payment Information for Common Outpatient Services.*

### About PHC4

Created by the PA General Assembly in 1986, the PA Health Care Cost Containment Council (PHC4) is an independent state agency charged with collecting, analyzing and reporting information that can be used to improve the quality and restrain the cost of health care in the state. Today, PHC4 is a recognized national leader in public health care reporting. More than 840,000 public reports on patient treatment results are downloaded from the PHC4 website each year, and nearly 100 organizations and individuals annually utilize PHC4's special requests process to access and use data. PHC4 is governed by a 25-member board of directors, representing business, labor, consumers, health care providers, insurers and state government.


Joe Martin, Executive Director  
225 Market Street, Suite 400, Harrisburg, PA 17101  
717-232-6787 • [www.phc4.org](http://www.phc4.org)





# McKean County

## Common Outpatient Procedures for McKean County Residents in FY 2015



This brief focuses on 12 outpatient procedures commonly performed in Pennsylvania, with specific data shown for McKean County.

**1 in 15 County Residents.** In FY 2015, 2,922 (1 in 15) McKean County residents underwent at least one of the following 12 common outpatient procedures in a Pennsylvania (PA) facility. Some of these residents had multiple outpatient visits, for a total of 3,432 visits for these procedures.

Common Outpatient Procedures	Procedure Count for County Residents	% Freestanding Ambulatory Center	% Hospital Outpatient Department	Procedure Rate per 10,000 Residents	
				County Rate	State Rate
Colonoscopy with/without Biopsy	1,669	3.1%	96.9%	392.2	335.8
Disintegration of Kidney Stones using Shock Waves	74	4.1%	95.9%	17.4	16.6
Incision and Drainage of Ear Drum	115	26.1%	73.9%	27.0	15.7
Injection of Spine for Pain Management	170	20.6%	79.4%	39.9	111.5
Release of Carpal Tunnel and Other Nerves in Arms/Legs	167	9.0%	91.0%	39.2	29.8
Removal of Breast Tumor or Partial Mastectomy	67	3.0%	97.0%	15.7	13.0
Removal of Bunion and Repair of Toe Deformity	69	2.9%	97.1%	16.2	10.9
Removal of Cataract and Insertion of Lens	691	54.8%	45.2%	162.4	149.5
Removal of Gallbladder and/or Gallstones	140	1.4%	98.6%	32.9	18.9
Removal of Tonsils and Adenoids	62	30.6%	69.4%	14.6	16.1
Repair of Hernia in Groin	79	2.5%	97.5%	18.6	17.9
Repair of Torn Knee Cartilage	143	7.0%	93.0%	33.6	27.6

These procedures were defined using the Agency for Healthcare Research and Quality's Clinical Classifications Software. Outpatient procedures that were incorporated into inpatient records (e.g., outpatient diagnostic services for patients admitted to the hospital within 3 days of their outpatient visit) were not included here. NR = Not reported due to volume limitations

Statewide, 801,686 PA residents had at least one of these outpatient procedures, and about 16% of residents had several visits, for a total of 972,061 outpatient visits for these 12 procedures for PA residents.

### PA Health Care Cost Containment Council



PHC4's outpatient procedure data, available through its special request program, is an important resource for data users in studying issues such as access to care, cost and reimbursements, community need, and strategic planning.

## Where did McKean County residents have these outpatient procedures?

Includes data from FY 2014 through FY 2015 to maximize reporting

	Top 3 Facilities	Number (%)		Top 3 Facilities	Number (%)
Colonoscopy with/without Biopsy	Bradford Regional	2,366 (69.3%)	Removal of Bunion and Repair of Toe Deformity	Charles Cole Memorial	81 (63.8%)
	Charles Cole Memorial	477 (14.0%)		Bradford Regional	22 (17.3%)
	Kane Community	395 (11.6%)		Kane Community	14 (11.0%)
Disintegration of Kidney Stones using Shock Waves	Bradford Regional	111 (79.3%)	Removal of Cataract and Insertion of Lens	Penn Highlands Elk SC	597 (41.1%)
	UPMC Hamot	12 (8.6%)		Bradford Regional	308 (21.2%)
	Penn Highlands/Elk	7 (5.0%)		Kane Community	171 (11.8%)
Incision and Drainage of Ear Drum	Bradford Regional	143 (57.9%)	Removal of Gallbladder and/or Gallstones	Bradford Regional	197 (67.7%)
	Charles Cole Memorial	21 (8.5%)		Kane Community	40 (13.7%)
	Saint Vincent SC Erie	20 (8.1%)		Charles Cole Memorial	32 (11.0%)
Injection of Spine for Pain Management	Charles Cole Memorial	185 (54.3%)	Removal of Tonsils and Adenoids	Bradford Regional	63 (34.1%)
	Greater Erie SC	32 (9.4%)		Charles Cole Memorial	44 (23.8%)
	Pine Grove ASC	25 (7.3%)		Children's Hosp Pgh/UPMC	19 (10.3%)
Release of Carpal Tunnel and Other Nerves in Arms/Legs	Bradford Regional	106 (36.1%)	Repair of Hernia in Groin	Bradford Regional	114 (71.7%)
	Charles Cole Memorial	86 (29.3%)		Kane Community	21 (13.2%)
	Kane Community	57 (19.4%)		Children's Hosp Pgh/UPMC	9 (5.7%)
Removal of Breast Tumor or Partial Mastectomy	Bradford Regional	114 (73.5%)	Repair of Torn Knee Cartilage	Bradford Regional	161 (57.9%)
	Charles Cole Memorial	17 (11.0%)		Charles Cole Memorial	80 (28.8%)
	Kane Community	12 (7.7%)		Kane Community	12 (4.3%)

NR = Not reported due to volume limitations

NA = Not applicable

SC = Surgical/Surgery Center

## Common outpatient procedures among county residents, by anticipated payer in FY 2015

	Medicare	Medicaid	Commercial	Other*
Colonoscopy with/without Biopsy	36.9%	8.4%	49.9%	4.7%
Disintegration of Kidney Stones using Shock Waves	18.9%	8.1%	62.2%	10.8%
Incision and Drainage of Ear Drum	10.4%	40.9%	43.5%	5.2%
Injection of Spine for Pain Management	40.6%	NR	41.2%	NR
Release of Carpal Tunnel and Other Nerves in Arms/Legs	26.9%	15.0%	55.1%	3.0%
Removal of Breast Tumor or Partial Mastectomy	35.8%	NR	43.3%	NR
Removal of Bunion and Repair of Toe Deformity	24.6%	NR	53.6%	NR
Removal of Cataract and Insertion of Lens	72.1%	2.7%	20.4%	4.8%
Removal of Gallbladder and/or Gallstones	27.1%	24.3%	44.3%	4.3%
Removal of Tonsils and Adenoids	NR	50.0%	43.5%	NR
Repair of Hernia in Groin	25.3%	11.4%	50.6%	12.7%
Repair of Torn Knee Cartilage	25.9%	4.9%	63.6%	5.6%

\* Other government, self-pay, and unknown payer.

NR= Not reported due to volume limitations

*Want to know what Medicare pays health care facilities in PA for common outpatient services such as cataract surgery or biopsies? Then visit PHC4's website at [www.phc4.org](http://www.phc4.org) and click on the interactive database of Medicare Payment Information for Common Outpatient Services.*

### About PHC4

Created by the PA General Assembly in 1986, the PA Health Care Cost Containment Council (PHC4) is an independent state agency charged with collecting, analyzing and reporting information that can be used to improve the quality and restrain the cost of health care in the state. Today, PHC4 is a recognized national leader in public health care reporting. More than 840,000 public reports on patient treatment results are downloaded from the PHC4 website each year, and nearly 100 organizations and individuals annually utilize PHC4's special requests process to access and use data. PHC4 is governed by a 25-member board of directors, representing business, labor, consumers, health care providers, insurers and state government.

Joe Martin, Executive Director  
225 Market Street, Suite 400, Harrisburg, PA 17101  
717-232-6787 • [www.phc4.org](http://www.phc4.org)



# Mercer County

## Common Outpatient Procedures for Mercer County Residents in FY 2015

Mercer  
County

This brief focuses on 12 outpatient procedures commonly performed in Pennsylvania, with specific data shown for Mercer County.

**1 in 15 County Residents.** In FY 2015, 7,462 (1 in 15) Mercer County residents underwent at least one of the following 12 common outpatient procedures in a Pennsylvania (PA) facility. Some of these residents had multiple outpatient visits, for a total of 9,805 visits for these procedures.

Common Outpatient Procedures	Procedure Count for County Residents	% Freestanding Ambulatory Center	% Hospital Outpatient Department	Procedure Rate per 10,000 Residents	
				County Rate	State Rate
Colonoscopy with/without Biopsy	3,269	6.7%	93.3%	284.5	335.8
Disintegration of Kidney Stones using Shock Waves	317	0.3%	99.7%	27.6	16.6
Incision and Drainage of Ear Drum	189	21.7%	78.3%	16.5	15.7
Injection of Spine for Pain Management	2,128	1.0%	99.0%	185.2	111.5
Release of Carpal Tunnel and Other Nerves in Arms/Legs	548	28.5%	71.5%	47.7	29.8
Removal of Breast Tumor or Partial Mastectomy	176	0.0%	100.0%	15.3	13.0
Removal of Bunion and Repair of Toe Deformity	139	3.6%	96.4%	12.1	10.9
Removal of Cataract and Insertion of Lens	1,744	19.8%	80.2%	151.8	149.5
Removal of Gallbladder and/or Gallstones	371	1.3%	98.7%	32.3	18.9
Removal of Tonsils and Adenoids	272	12.9%	87.1%	23.7	16.1
Repair of Hernia in Groin	229	8.3%	91.7%	19.9	17.9
Repair of Torn Knee Cartilage	502	3.4%	96.6%	43.7	27.6

These procedures were defined using the Agency for Healthcare Research and Quality's Clinical Classifications Software. Outpatient procedures that were incorporated into inpatient records (e.g., outpatient diagnostic services for patients admitted to the hospital within 3 days of their outpatient visit) were not included here. NR = Not reported due to volume limitations

Statewide, 801,686 PA residents had at least one of these outpatient procedures, and about 16% of residents had several visits, for a total of 972,061 outpatient visits for these 12 procedures for PA residents.

### PA Health Care Cost Containment Council



PHC4's outpatient procedure data, available through its special request program, is an important resource for data users in studying issues such as access to care, cost and reimbursements, community need, and strategic planning.

## Where did Mercer County residents have these outpatient procedures?

Includes data from FY 2014 through FY 2015 to maximize reporting

	Top 3 Facilities	Number (%)		Top 3 Facilities	Number (%)
Colonoscopy with/without Biopsy	UPMC Horizon	2,503 (37.1%)	Removal of Bunion and Repair of Toe Deformity	UPMC Horizon	79 (27.5%)
	Sharon Regional	2,239 (33.2%)		Edgewood Surgical	75 (26.1%)
	Edgewood Surgical	648 (9.6%)		Sharon Regional	57 (19.9%)
Disintegration of Kidney Stones using Shock Waves	UPMC Horizon	431 (67.9%)	Removal of Cataract and Insertion of Lens	Edgewood Surgical	1,253 (37.1%)
	Grove City	72 (11.3%)		UPMC Horizon	691 (20.5%)
	Sharon Regional	68 (10.7%)		Sharon Regional	458 (13.6%)
Incision and Drainage of Ear Drum	UPMC Horizon	163 (43.2%)	Removal of Gallbladder and/or Gallstones	UPMC Horizon	329 (46.1%)
	CHP North SC	72 (19.1%)		Sharon Regional	204 (28.6%)
	Sharon Regional	69 (18.3%)		Grove City	67 (9.4%)
Injection of Spine for Pain Management	Edgewood Surgical	1,440 (32.4%)	Removal of Tonsils and Adenoids	UPMC Horizon	273 (50.1%)
	Sharon Regional	1,193 (26.8%)		Sharon Regional	67 (12.3%)
	UPMC Horizon	736 (16.5%)		CHP North SC	63 (11.6%)
Release of Carpal Tunnel and Other Nerves in Arms/Legs	UPMC Horizon	300 (27.6%)	Repair of Hernia in Groin	UPMC Horizon	166 (37.9%)
	Sharon Regional	216 (19.9%)		Sharon Regional	147 (33.6%)
	UPMC St. Margaret OP Ctr	163 (15.0%)		Grove City	36 (8.2%)
Removal of Breast Tumor or Partial Mastectomy	UPMC Horizon	155 (44.0%)	Repair of Torn Knee Cartilage	UPMC Horizon	409 (35.1%)
	Sharon Regional	116 (33.0%)		Sharon Regional	365 (31.3%)
	Grove City	34 (9.7%)		Edgewood Surgical	264 (22.6%)

NR = Not reported due to volume limitations

NA = Not applicable

SC = Surgical/Surgery Center

## Common outpatient procedures among county residents, by anticipated payer in FY 2015

	Medicare	Medicaid	Commercial	Other*
Colonoscopy with/without Biopsy	37.1%	7.5%	46.9%	8.6%
Disintegration of Kidney Stones using Shock Waves	30.0%	8.2%	50.2%	11.7%
Incision and Drainage of Ear Drum	3.2%	38.6%	43.9%	14.3%
Injection of Spine for Pain Management	43.0%	8.8%	44.8%	3.4%
Release of Carpal Tunnel and Other Nerves in Arms/Legs	30.5%	11.5%	50.4%	7.7%
Removal of Breast Tumor or Partial Mastectomy	42.0%	12.5%	39.8%	5.7%
Removal of Bunion and Repair of Toe Deformity	36.7%	4.3%	51.8%	7.2%
Removal of Cataract and Insertion of Lens	66.6%	3.8%	26.8%	2.8%
Removal of Gallbladder and/or Gallstones	23.2%	13.2%	53.4%	10.2%
Removal of Tonsils and Adenoids	3.3%	33.5%	52.9%	10.3%
Repair of Hernia in Groin	33.6%	12.2%	45.9%	8.3%
Repair of Torn Knee Cartilage	20.1%	12.7%	59.0%	8.2%

\* Other government, self-pay, and unknown payer.

NR= Not reported due to volume limitations

*Want to know what Medicare pays health care facilities in PA for common outpatient services such as cataract surgery or biopsies? Then visit PHC4's website at [www.phc4.org](http://www.phc4.org) and click on the interactive database of Medicare Payment Information for Common Outpatient Services.*

### About PHC4

Created by the PA General Assembly in 1986, the PA Health Care Cost Containment Council (PHC4) is an independent state agency charged with collecting, analyzing and reporting information that can be used to improve the quality and restrain the cost of health care in the state. Today, PHC4 is a recognized national leader in public health care reporting. More than 840,000 public reports on patient treatment results are downloaded from the PHC4 website each year, and nearly 100 organizations and individuals annually utilize PHC4's special requests process to access and use data. PHC4 is governed by a 25-member board of directors, representing business, labor, consumers, health care providers, insurers and state government.

Joe Martin, Executive Director  
225 Market Street, Suite 400, Harrisburg, PA 17101  
717-232-6787 • [www.phc4.org](http://www.phc4.org)



# Mifflin County

## Common Outpatient Procedures for Mifflin County Residents in FY 2015



This brief focuses on 12 outpatient procedures commonly performed in Pennsylvania, with specific data shown for Mifflin County.

**1 in 12 County Residents.** In FY 2015, 3,965 (1 in 12) Mifflin County residents underwent at least one of the following 12 common outpatient procedures in a Pennsylvania (PA) facility. Some of these residents had multiple outpatient visits, for a total of 4,704 visits for these procedures.

Common Outpatient Procedures	Procedure Count for County Residents	% Freestanding Ambulatory Center	% Hospital Outpatient Department	Procedure Rate per 10,000 Residents	
				County Rate	State Rate
Colonoscopy with/without Biopsy	2,305	87.6%	12.4%	495.1	335.8
Disintegration of Kidney Stones using Shock Waves	110	29.1%	70.9%	23.6	16.6
Incision and Drainage of Ear Drum	62	58.1%	41.9%	13.3	15.7
Injection of Spine for Pain Management	504	23.8%	76.2%	108.3	111.5
Release of Carpal Tunnel and Other Nerves in Arms/Legs	219	34.2%	65.8%	47.0	29.8
Removal of Breast Tumor or Partial Mastectomy	44	22.7%	77.3%	9.5	13.0
Removal of Bunion and Repair of Toe Deformity	48	39.6%	60.4%	10.3	10.9
Removal of Cataract and Insertion of Lens	908	83.5%	16.5%	195.1	149.5
Removal of Gallbladder and/or Gallstones	176	2.8%	97.2%	37.8	18.9
Removal of Tonsils and Adenoids	91	28.6%	71.4%	19.5	16.1
Repair of Hernia in Groin	104	5.8%	94.2%	22.3	17.9
Repair of Torn Knee Cartilage	150	48.7%	51.3%	32.2	27.6

These procedures were defined using the Agency for Healthcare Research and Quality's Clinical Classifications Software. Outpatient procedures that were incorporated into inpatient records (e.g., outpatient diagnostic services for patients admitted to the hospital within 3 days of their outpatient visit) were not included here. NR = Not reported due to volume limitations

Statewide, 801,686 PA residents had at least one of these outpatient procedures, and about 16% of residents had several visits, for a total of 972,061 outpatient visits for these 12 procedures for PA residents.

### PA Health Care Cost Containment Council



PHC4's outpatient procedure data, available through its special request program, is an important resource for data users in studying issues such as access to care, cost and reimbursements, community need, and strategic planning.

## Where did Mifflin County residents have these outpatient procedures?

Includes data from FY 2014 through FY 2015 to maximize reporting

	Top 3 Facilities	Number (%)		Top 3 Facilities	Number (%)
Colonoscopy with/without Biopsy	Geisinger Gastro-Lewistown	3,604 (78.2%)	Removal of Bunion and Repair of Toe Deformity	Geisinger-Lewistown	48 (50.5%)
	Geisinger Gray's Woods	207 (4.5%)		UOC Surgical Services	14 (14.7%)
	Penn State Hershey Endo	181 (3.9%)		Mount Nittany SC	10 (10.5%)
Disintegration of Kidney Stones using Shock Waves	Geisinger-Lewistown	105 (48.6%)	Removal of Cataract and Insertion of Lens	Mifflin County Com SC	734 (42.3%)
	Mount Nittany SC	57 (26.4%)		Mount Nittany SC	504 (29.0%)
	Mount Nittany	32 (14.8%)		Geisinger-Lewistown	260 (15.0%)
Incision and Drainage of Ear Drum	Mount Nittany SC	42 (29.6%)	Removal of Gallbladder and/or Gallstones	Geisinger-Lewistown	277 (79.4%)
	Geisinger-Lewistown	35 (24.6%)		Mount Nittany	30 (8.6%)
	Geisinger OP Woodbine	25 (17.6%)		Geisinger/Danville	19 (5.4%)
Injection of Spine for Pain Management	Geisinger-Lewistown	888 (77.9%)	Removal of Tonsils and Adenoids	Geisinger-Lewistown	84 (43.5%)
	Geisinger Gray's Woods	75 (6.6%)		Mount Nittany SC	39 (20.2%)
	Mount Nittany SC	42 (3.7%)		Geisinger/Danville	25 (13.0%)
Release of Carpal Tunnel and Other Nerves in Arms/Legs	Geisinger-Lewistown	284 (59.2%)	Repair of Hernia in Groin	Geisinger-Lewistown	156 (73.2%)
	UOC Surgical Services	102 (21.3%)		Mount Nittany	20 (9.4%)
	Mount Nittany SC	47 (9.8%)		* See footnote	7 (3.3%)
Removal of Breast Tumor or Partial Mastectomy	Geisinger-Lewistown	53 (47.3%)	Repair of Torn Knee Cartilage	Geisinger-Lewistown	126 (40.8%)
	Tyrone	12 (10.7%)		UOC Surgical Services	103 (33.3%)
	Geisinger Gray's Woods	11 (9.8%)		Mount Nittany SC	41 (13.3%)

NR = Not reported due to volume limitations

NA = Not applicable

SC = Surgical/Surgery Center

\* Evangelical Community and J C Blair Memorial were tied at 7.

## Common outpatient procedures among county residents, by anticipated payer in FY 2015

	Medicare	Medicaid	Commercial	Other*
Colonoscopy with/without Biopsy	29.4%	3.6%	60.7%	6.4%
Disintegration of Kidney Stones using Shock Waves	34.5%	NR	54.5%	NR
Incision and Drainage of Ear Drum	NR	38.7%	58.1%	NR
Injection of Spine for Pain Management	45.0%	8.7%	44.2%	2.0%
Release of Carpal Tunnel and Other Nerves in Arms/Legs	33.3%	11.0%	53.4%	2.3%
Removal of Breast Tumor or Partial Mastectomy	31.8%	NR	54.5%	NR
Removal of Bunion and Repair of Toe Deformity	41.7%	NR	45.8%	NR
Removal of Cataract and Insertion of Lens	79.1%	1.4%	16.7%	2.8%
Removal of Gallbladder and/or Gallstones	22.7%	19.3%	51.1%	6.8%
Removal of Tonsils and Adenoids	NR	40.7%	53.8%	NR
Repair of Hernia in Groin	36.5%	10.6%	48.1%	4.8%
Repair of Torn Knee Cartilage	18.7%	3.3%	73.3%	4.7%

\* Other government, self-pay, and unknown payer.

NR= Not reported due to volume limitations

*Want to know what Medicare pays health care facilities in PA for common outpatient services such as cataract surgery or biopsies? Then visit PHC4's website at [www.phc4.org](http://www.phc4.org) and click on the interactive database of Medicare Payment Information for Common Outpatient Services.*

### About PHC4

Created by the PA General Assembly in 1986, the PA Health Care Cost Containment Council (PHC4) is an independent state agency charged with collecting, analyzing and reporting information that can be used to improve the quality and restrain the cost of health care in the state. Today, PHC4 is a recognized national leader in public health care reporting. More than 840,000 public reports on patient treatment results are downloaded from the PHC4 website each year, and nearly 100 organizations and individuals annually utilize PHC4's special requests process to access and use data. PHC4 is governed by a 25-member board of directors, representing business, labor, consumers, health care providers, insurers and state government.

Joe Martin, Executive Director  
225 Market Street, Suite 400, Harrisburg, PA 17101  
717-232-6787 • [www.phc4.org](http://www.phc4.org)





# Monroe County

## Common Outpatient Procedures for Monroe County Residents in FY 2015



This brief focuses on 12 outpatient procedures commonly performed in Pennsylvania, with specific data shown for Monroe County.

**1 in 22 County Residents.** In FY 2015, 7,458 (1 in 22) Monroe County residents underwent at least one of the following 12 common outpatient procedures in a Pennsylvania (PA) facility. Some of these residents had multiple outpatient visits, for a total of 9,218 visits for these procedures.

Common Outpatient Procedures	Procedure Count for County Residents	% Freestanding Ambulatory Center	% Hospital Outpatient Department	Procedure Rate per 10,000 Residents	
				County Rate	State Rate
Colonoscopy with/without Biopsy	3,862	74.8%	25.2%	232.2	335.8
Disintegration of Kidney Stones using Shock Waves	201	57.7%	42.3%	12.1	16.6
Incision and Drainage of Ear Drum	121	61.2%	38.8%	7.3	15.7
Injection of Spine for Pain Management	1,474	52.6%	47.4%	88.6	111.5
Release of Carpal Tunnel and Other Nerves in Arms/Legs	357	72.5%	27.5%	21.5	29.8
Removal of Breast Tumor or Partial Mastectomy	112	17.9%	82.1%	6.7	13.0
Removal of Bunion and Repair of Toe Deformity	151	60.9%	39.1%	9.1	10.9
Removal of Cataract and Insertion of Lens	2,162	98.6%	1.4%	130.0	149.5
Removal of Gallbladder and/or Gallstones	110	0.0%	100.0%	6.6	18.9
Removal of Tonsils and Adenoids	151	55.6%	44.4%	9.1	16.1
Repair of Hernia in Groin	121	26.4%	73.6%	7.3	17.9
Repair of Torn Knee Cartilage	411	56.4%	43.6%	24.7	27.6

These procedures were defined using the Agency for Healthcare Research and Quality's Clinical Classifications Software. Outpatient procedures that were incorporated into inpatient records (e.g., outpatient diagnostic services for patients admitted to the hospital within 3 days of their outpatient visit) were not included here. NR = Not reported due to volume limitations

Statewide, 801,686 PA residents had at least one of these outpatient procedures, and about 16% of residents had several visits, for a total of 972,061 outpatient visits for these 12 procedures for PA residents.

### PA Health Care Cost Containment Council



PHC4's outpatient procedure data, available through its special request program, is an important resource for data users in studying issues such as access to care, cost and reimbursements, community need, and strategic planning.

## Where did Monroe County residents have these outpatient procedures?

Includes data from FY 2014 through FY 2015 to maximize reporting

	Top 3 Facilities	Number (%)		Top 3 Facilities	Number (%)
Colonoscopy with/without Biopsy	Pocono ASC	4,988 (59.5%)	Removal of Bunion and Repair of Toe Deformity	Pocono ASC	109 (35.2%)
	Geisinger Wyoming Valley	452 (5.4%)		East Stroudsburg ASC	39 (12.6%)
	St Luke's/Anderson	323 (3.9%)		Surg Spec/Coordinated	33 (10.6%)
Disintegration of Kidney Stones using Shock Waves	Pocono ASC	195 (49.9%)	Removal of Cataract and Insertion of Lens	Pocono ASC	2,222 (54.3%)
	St Luke's/Anderson	33 (8.4%)		Angelina Theresa Bucci SC	582 (14.2%)
	Lehigh Valley	32 (8.2%)		NEI AS	348 (8.5%)
Incision and Drainage of Ear Drum	Pocono ASC	62 (22.5%)	Removal of Gallbladder and/or Gallstones	Pocono	69 (24.0%)
	St Luke's/Bethlehem	57 (20.7%)		* See footnote	35 (12.2%)
	Same Day Geisinger South	33 (12.0%)		* See footnote	35 (12.2%)
Injection of Spine for Pain Management	East Stroudsburg ASC	1,372 (48.4%)	Removal of Tonsils and Adenoids	St Luke's/Bethlehem	78 (23.9%)
	St Luke's/Anderson	484 (17.1%)		Pocono ASC	66 (20.2%)
	Coordinated Health Ortho	205 (7.2%)		Same Day Geisinger South	53 (16.2%)
Release of Carpal Tunnel and Other Nerves in Arms/Legs	Pocono ASC	265 (36.6%)	Repair of Hernia in Groin	Pocono	63 (21.6%)
	Coordinated Health Ortho	75 (10.4%)		St Luke's/Bethlehem	46 (15.8%)
	East Stroudsburg ASC	75 (10.4%)		Palmerton	24 (8.2%)
Removal of Breast Tumor or Partial Mastectomy	Pocono	49 (18.5%)	Repair of Torn Knee Cartilage	Pocono ASC	292 (33.3%)
	St Luke's/Anderson	34 (12.8%)		Coordinated Health Ortho	163 (18.6%)
	Geisinger Wyoming Valley	32 (12.1%)		East Stroudsburg ASC	101 (11.5%)

NR = Not reported due to volume limitations

NA = Not applicable

SC = Surgical/Surgery Center

\* Geisinger Wyoming Valley, St Luke's/Anderson, and St Luke's/Bethlehem were tied at 35.

## Common outpatient procedures among county residents, by anticipated payer in FY 2015

	Medicare	Medicaid	Commercial	Other*
Colonoscopy with/without Biopsy	34.9%	6.0%	52.0%	7.1%
Disintegration of Kidney Stones using Shock Waves	39.3%	5.5%	47.8%	7.5%
Incision and Drainage of Ear Drum	5.8%	31.4%	58.7%	4.1%
Injection of Spine for Pain Management	36.6%	4.3%	58.1%	0.9%
Release of Carpal Tunnel and Other Nerves in Arms/Legs	33.6%	8.1%	53.8%	4.5%
Removal of Breast Tumor or Partial Mastectomy	40.2%	7.1%	48.2%	4.5%
Removal of Bunion and Repair of Toe Deformity	27.2%	7.9%	57.0%	7.9%
Removal of Cataract and Insertion of Lens	69.1%	1.7%	25.4%	3.7%
Removal of Gallbladder and/or Gallstones	22.7%	NR	64.5%	NR
Removal of Tonsils and Adenoids	NR	35.8%	57.6%	NR
Repair of Hernia in Groin	35.5%	NR	51.2%	NR
Repair of Torn Knee Cartilage	21.4%	6.3%	69.6%	2.7%

\* Other government, self-pay, and unknown payer.

NR= Not reported due to volume limitations

Want to know what Medicare pays health care facilities in PA for common outpatient services such as cataract surgery or biopsies? Then visit PHC4's website at [www.phc4.org](http://www.phc4.org) and click on the interactive database of Medicare Payment Information for Common Outpatient Services.

### About PHC4

Created by the PA General Assembly in 1986, the PA Health Care Cost Containment Council (PHC4) is an independent state agency charged with collecting, analyzing and reporting information that can be used to improve the quality and restrain the cost of health care in the state. Today, PHC4 is a recognized national leader in public health care reporting. More than 840,000 public reports on patient treatment results are downloaded from the PHC4 website each year, and nearly 100 organizations and individuals annually utilize PHC4's special requests process to access and use data. PHC4 is governed by a 25-member board of directors, representing business, labor, consumers, health care providers, insurers and state government.

Joe Martin, Executive Director  
225 Market Street, Suite 400, Harrisburg, PA 17101  
717-232-6787 • [www.phc4.org](http://www.phc4.org)



# Montgomery County

## Common Outpatient Procedures for Montgomery County Residents in FY 2015



This brief focuses on 12 outpatient procedures commonly performed in Pennsylvania, with specific data shown for Montgomery County.

**1 in 15 County Residents.** In FY 2015, 53,735 (1 in 15) Montgomery County residents underwent at least one of the following 12 common outpatient procedures in a Pennsylvania (PA) facility. Some of these residents had multiple outpatient visits, for a total of 64,171 visits for these procedures.

Common Outpatient Procedures	Procedure Count for County Residents	% Freestanding Ambulatory Center	% Hospital Outpatient Department	Procedure Rate per 10,000 Residents	
				County Rate	State Rate
Colonoscopy with/without Biopsy	28,698	75.7%	24.3%	351.3	335.8
Disintegration of Kidney Stones using Shock Waves	864	24.2%	75.8%	10.6	16.6
Incision and Drainage of Ear Drum	1,487	71.8%	28.2%	18.2	15.7
Injection of Spine for Pain Management	11,459	80.3%	19.7%	140.3	111.5
Release of Carpal Tunnel and Other Nerves in Arms/Legs	1,586	48.0%	52.0%	19.4	29.8
Removal of Breast Tumor or Partial Mastectomy	1,260	19.6%	80.4%	15.4	13.0
Removal of Bunion and Repair of Toe Deformity	794	42.8%	57.2%	9.7	10.9
Removal of Cataract and Insertion of Lens	12,719	86.4%	13.6%	155.7	149.5
Removal of Gallbladder and/or Gallstones	768	0.1%	99.9%	9.4	18.9
Removal of Tonsils and Adenoids	934	51.3%	48.7%	11.4	16.1
Repair of Hernia in Groin	1,429	24.8%	75.2%	17.5	17.9
Repair of Torn Knee Cartilage	2,305	48.7%	51.3%	28.2	27.6

These procedures were defined using the Agency for Healthcare Research and Quality's Clinical Classifications Software. Outpatient procedures that were incorporated into inpatient records (e.g., outpatient diagnostic services for patients admitted to the hospital within 3 days of their outpatient visit) were not included here. NR = Not reported due to volume limitations

Statewide, 801,686 PA residents had at least one of these outpatient procedures, and about 16% of residents had several visits, for a total of 972,061 outpatient visits for these 12 procedures for PA residents.

### PA Health Care Cost Containment Council



PHC4's outpatient procedure data, available through its special request program, is an important resource for data users in studying issues such as access to care, cost and reimbursements, community need, and strategic planning.

## Where did Montgomery County residents have these outpatient procedures?

Includes data from FY 2014 through FY 2015 to maximize reporting

	Top 3 Facilities	Number (%)		Top 3 Facilities	Number (%)
Colonoscopy with/without Biopsy	Springfield ASC	6,787 (11.8%)	Removal of Bunion and Repair of Toe Deformity	New Britain SC	249 (15.1%)
	Abington Endoscopy	4,747 (8.2%)		Pottstown Memorial	140 (8.5%)
	Endoscopy Center	3,822 (6.6%)		Pennsylvania	105 (6.3%)
Disintegration of Kidney Stones using Shock Waves	Pottstown Memorial	242 (14.3%)	Removal of Cataract and Insertion of Lens	Eye SC	6,259 (23.7%)
	Keystone Kidney Center	229 (13.5%)		Montgomery SC	3,730 (14.1%)
	Lansdale	162 (9.6%)		Wills Eye SC Plymouth Mtg	2,761 (10.5%)
Incision and Drainage of Ear Drum	ASC Bucks County	719 (25.2%)	Removal of Gallbladder and/or Gallstones	Abington Memorial	324 (20.0%)
	CHOP ASC Exton	580 (20.3%)		Einstein Montgomery	198 (12.2%)
	Abington SC	431 (15.1%)		Pottstown Memorial	134 (8.3%)
Injection of Spine for Pain Management	Abington SC	5,647 (24.5%)	Removal of Tonsils and Adenoids	Abington SC	263 (13.7%)
	Main Line Spine SC	3,861 (16.7%)		ASC Bucks County	220 (11.5%)
	New Britain SC	2,394 (10.4%)		Children's Hosp Phila	204 (10.6%)
Release of Carpal Tunnel and Other Nerves in Arms/Legs	New Britain SC	484 (14.7%)	Repair of Hernia in Groin	Abington SC	350 (11.8%)
	Lansdale	228 (6.9%)		Lansdale	339 (11.4%)
	Physicians Care	208 (6.3%)		Abington Memorial	287 (9.6%)
Removal of Breast Tumor or Partial Mastectomy	Phoenixville	310 (11.6%)	Repair of Torn Knee Cartilage	New Britain SC	912 (19.3%)
	Abington Memorial	238 (8.9%)		Blue Bell SC	281 (5.9%)
	Einstein Montgomery	224 (8.4%)		Main Line Paoli	256 (5.4%)

NR = Not reported due to volume limitations

NA = Not applicable

SC = Surgical/Surgery Center

## Common outpatient procedures among county residents, by anticipated payer in FY 2015

	Medicare	Medicaid	Commercial	Other*
Colonoscopy with/without Biopsy	27.9%	2.5%	65.6%	4.0%
Disintegration of Kidney Stones using Shock Waves	22.5%	5.2%	69.2%	3.1%
Incision and Drainage of Ear Drum	5.9%	11.4%	69.3%	13.4%
Injection of Spine for Pain Management	40.3%	2.6%	53.2%	3.9%
Release of Carpal Tunnel and Other Nerves in Arms/Legs	33.4%	3.2%	60.6%	2.8%
Removal of Breast Tumor or Partial Mastectomy	33.1%	3.9%	59.5%	3.5%
Removal of Bunion and Repair of Toe Deformity	26.8%	2.4%	66.1%	4.7%
Removal of Cataract and Insertion of Lens	65.2%	1.6%	29.9%	3.4%
Removal of Gallbladder and/or Gallstones	20.6%	5.6%	69.7%	4.2%
Removal of Tonsils and Adenoids	1.1%	14.1%	76.7%	8.1%
Repair of Hernia in Groin	30.2%	4.2%	61.7%	4.0%
Repair of Torn Knee Cartilage	16.7%	2.1%	76.5%	4.7%

\* Other government, self-pay, and unknown payer.

NR= Not reported due to volume limitations

Want to know what Medicare pays health care facilities in PA for common outpatient services such as cataract surgery or biopsies? Then visit PHC4's website at [www.phc4.org](http://www.phc4.org) and click on the interactive database of Medicare Payment Information for Common Outpatient Services.

### About PHC4

Created by the PA General Assembly in 1986, the PA Health Care Cost Containment Council (PHC4) is an independent state agency charged with collecting, analyzing and reporting information that can be used to improve the quality and restrain the cost of health care in the state. Today, PHC4 is a recognized national leader in public health care reporting. More than 840,000 public reports on patient treatment results are downloaded from the PHC4 website each year, and nearly 100 organizations and individuals annually utilize PHC4's special requests process to access and use data. PHC4 is governed by a 25-member board of directors, representing business, labor, consumers, health care providers, insurers and state government.

Joe Martin, Executive Director  
225 Market Street, Suite 400, Harrisburg, PA 17101  
717-232-6787 • [www.phc4.org](http://www.phc4.org)



# Montour County

## Common Outpatient Procedures for Montour County Residents in FY 2015



This brief focuses on 12 outpatient procedures commonly performed in Pennsylvania, with specific data shown for Montour County.

**1 in 14 County Residents.** In FY 2015, 1,352 (1 in 14) Montour County residents underwent at least one of the following 12 common outpatient procedures in a Pennsylvania (PA) facility. Some of these residents had multiple outpatient visits, for a total of 1,625 visits for these procedures.

Common Outpatient Procedures	Procedure Count for County Residents	% Freestanding Ambulatory Center	% Hospital Outpatient Department	Procedure Rate per 10,000 Residents	
				County Rate	State Rate
Colonoscopy with/without Biopsy	673	55.0%	45.0%	361.0	335.8
Disintegration of Kidney Stones using Shock Waves	35	0.0%	100.0%	18.8	16.6
Incision and Drainage of Ear Drum	37	48.6%	51.4%	19.8	15.7
Injection of Spine for Pain Management	311	6.4%	93.6%	166.8	111.5
Release of Carpal Tunnel and Other Nerves in Arms/Legs	82	73.2%	26.8%	44.0	29.8
Removal of Breast Tumor or Partial Mastectomy	28	32.1%	67.9%	15.0	13.0
Removal of Bunion and Repair of Toe Deformity	13	61.5%	38.5%	7.0	10.9
Removal of Cataract and Insertion of Lens	264	81.1%	18.9%	141.6	149.5
Removal of Gallbladder and/or Gallstones	58	6.9%	93.1%	31.1	18.9
Removal of Tonsils and Adenoids	28	14.3%	85.7%	15.0	16.1
Repair of Hernia in Groin	48	27.1%	72.9%	25.7	17.9
Repair of Torn Knee Cartilage	51	49.0%	51.0%	27.4	27.6

These procedures were defined using the Agency for Healthcare Research and Quality's Clinical Classifications Software. Outpatient procedures that were incorporated into inpatient records (e.g., outpatient diagnostic services for patients admitted to the hospital within 3 days of their outpatient visit) were not included here. NR = Not reported due to volume limitations

Statewide, 801,686 PA residents had at least one of these outpatient procedures, and about 16% of residents had several visits, for a total of 972,061 outpatient visits for these 12 procedures for PA residents.

### PA Health Care Cost Containment Council



PHC4's outpatient procedure data, available through its special request program, is an important resource for data users in studying issues such as access to care, cost and reimbursements, community need, and strategic planning.

## Where did Montour County residents have these outpatient procedures?

Includes data from FY 2014 through FY 2015 to maximize reporting

	Top 3 Facilities	Number (%)		Top 3 Facilities	Number (%)
Colonoscopy with/without Biopsy	Geisinger OP Woodbine	666 (45.7%)	Removal of Bunion and Repair of Toe Deformity	Geisinger OP Woodbine	20 (50.0%)
	Geisinger/Danville	625 (42.9%)		Geisinger/Danville	9 (22.5%)
	Central PA Endoscopy Ctr	79 (5.4%)		NR	<5 (NR)
Disintegration of Kidney Stones using Shock Waves	Geisinger/Danville	50 (68.5%)	Removal of Cataract and Insertion of Lens	Geisinger OP Woodbine	316 (60.9%)
	Sunbury Community	8 (11.0%)		Geisinger/Danville	86 (16.6%)
	Evangelical Community	6 (8.2%)		SC Central PA	79 (15.2%)
Incision and Drainage of Ear Drum	Geisinger OP Woodbine	33 (44.6%)	Removal of Gallbladder and/or Gallstones	Geisinger/Danville	80 (75.5%)
	Geisinger/Danville	24 (32.4%)		Geisinger OP Woodbine	10 (9.4%)
	Susquehanna SC	6 (8.1%)		Evangelical Community	7 (6.6%)
Injection of Spine for Pain Management	Geisinger/Danville	298 (83.9%)	Removal of Tonsils and Adenoids	Geisinger/Danville	41 (51.9%)
	Susquehanna SC	23 (6.5%)		Geisinger OP Woodbine	21 (26.6%)
	Evangelical Community	8 (2.3%)		Geisinger-Bloomsburg	7 (8.9%)
Release of Carpal Tunnel and Other Nerves in Arms/Legs	Geisinger OP Woodbine	100 (61.0%)	Repair of Hernia in Groin	Geisinger/Danville	58 (61.1%)
	Geisinger/Danville	21 (12.8%)		Geisinger OP Woodbine	26 (27.4%)
	Susquehanna SC	14 (8.5%)		* See footnote	5 (5.3%)
Removal of Breast Tumor or Partial Mastectomy	Geisinger/Danville	31 (54.4%)	Repair of Torn Knee Cartilage	Geisinger OP Woodbine	50 (43.9%)
	Geisinger OP Woodbine	20 (35.1%)		Geisinger/Danville	29 (25.4%)
	NR	<5 (NR)		Evangelical Community	15 (13.2%)

NR = Not reported due to volume limitations

NA = Not applicable

SC = Surgical/Surgery Center

\* Evangelical Community and Geisinger-Bloomsburg were tied at 5.

## Common outpatient procedures among county residents, by anticipated payer in FY 2015

	Medicare	Medicaid	Commercial	Other*
Colonoscopy with/without Biopsy	32.2%	4.8%	61.7%	1.3%
Disintegration of Kidney Stones using Shock Waves	48.6%	NR	48.6%	NR
Incision and Drainage of Ear Drum	NR	21.6%	70.3%	NR
Injection of Spine for Pain Management	42.4%	NR	53.4%	NR
Release of Carpal Tunnel and Other Nerves in Arms/Legs	26.8%	NR	69.5%	NR
Removal of Breast Tumor or Partial Mastectomy	35.7%	NR	53.6%	NR
Removal of Bunion and Repair of Toe Deformity	NR	NR	84.6%	NR
Removal of Cataract and Insertion of Lens	68.9%	4.9%	24.2%	1.9%
Removal of Gallbladder and/or Gallstones	22.4%	NR	65.5%	NR
Removal of Tonsils and Adenoids	NR	25.0%	67.9%	NR
Repair of Hernia in Groin	37.5%	NR	54.2%	NR
Repair of Torn Knee Cartilage	15.7%	NR	76.5%	NR

\* Other government, self-pay, and unknown payer.

NR= Not reported due to volume limitations

*Want to know what Medicare pays health care facilities in PA for common outpatient services such as cataract surgery or biopsies? Then visit PHC4's website at [www.phc4.org](http://www.phc4.org) and click on the interactive database of Medicare Payment Information for Common Outpatient Services.*

### About PHC4

Created by the PA General Assembly in 1986, the PA Health Care Cost Containment Council (PHC4) is an independent state agency charged with collecting, analyzing and reporting information that can be used to improve the quality and restrain the cost of health care in the state. Today, PHC4 is a recognized national leader in public health care reporting. More than 840,000 public reports on patient treatment results are downloaded from the PHC4 website each year, and nearly 100 organizations and individuals annually utilize PHC4's special requests process to access and use data. PHC4 is governed by a 25-member board of directors, representing business, labor, consumers, health care providers, insurers and state government.

Joe Martin, Executive Director  
225 Market Street, Suite 400, Harrisburg, PA 17101  
717-232-6787 • [www.phc4.org](http://www.phc4.org)





# Northampton County

## Common Outpatient Procedures for Northampton County Residents in FY 2015



This brief focuses on 12 outpatient procedures commonly performed in Pennsylvania, with specific data shown for Northampton County.

**1 in 13 County Residents.** In FY 2015, 23,959 (1 in 13) Northampton County residents underwent at least one of the following 12 common outpatient procedures in a Pennsylvania (PA) facility. Some of these residents had multiple outpatient visits, for a total of 28,665 visits for these procedures.

Common Outpatient Procedures	Procedure Count for County Residents	% Freestanding Ambulatory Center	% Hospital Outpatient Department	Procedure Rate per 10,000 Residents	
				County Rate	State Rate
Colonoscopy with/without Biopsy	12,966	53.0%	47.0%	431.3	335.8
Disintegration of Kidney Stones using Shock Waves	635	8.2%	91.8%	21.1	16.6
Incision and Drainage of Ear Drum	414	51.0%	49.0%	13.8	15.7
Injection of Spine for Pain Management	5,903	48.1%	51.9%	196.3	111.5
Release of Carpal Tunnel and Other Nerves in Arms/Legs	895	30.6%	69.4%	29.8	29.8
Removal of Breast Tumor or Partial Mastectomy	468	2.4%	97.6%	15.6	13.0
Removal of Bunion and Repair of Toe Deformity	444	12.2%	87.8%	14.8	10.9
Removal of Cataract and Insertion of Lens	4,454	93.3%	6.7%	148.1	149.5
Removal of Gallbladder and/or Gallstones	554	0.4%	99.6%	18.4	18.9
Removal of Tonsils and Adenoids	402	28.4%	71.6%	13.4	16.1
Repair of Hernia in Groin	570	10.4%	89.6%	19.0	17.9
Repair of Torn Knee Cartilage	1,019	16.1%	83.9%	33.9	27.6

These procedures were defined using the Agency for Healthcare Research and Quality's Clinical Classifications Software. Outpatient procedures that were incorporated into inpatient records (e.g., outpatient diagnostic services for patients admitted to the hospital within 3 days of their outpatient visit) were not included here. NR = Not reported due to volume limitations

Statewide, 801,686 PA residents had at least one of these outpatient procedures, and about 16% of residents had several visits, for a total of 972,061 outpatient visits for these 12 procedures for PA residents.

### PA Health Care Cost Containment Council



PHC4's outpatient procedure data, available through its special request program, is an important resource for data users in studying issues such as access to care, cost and reimbursements, community need, and strategic planning.

## Where did Northampton County residents have these outpatient procedures?

Includes data from FY 2014 through FY 2015 to maximize reporting

	Top 3 Facilities	Number (%)		Top 3 Facilities	Number (%)
Colonoscopy with/without Biopsy	Bethlehem Endoscopy	5,008 (19.8%)	Removal of Bunion and Repair of Toe Deformity	St Luke's/Bethlehem	256 (27.4%)
	Twin Rivers Endoscopy	3,720 (14.7%)		Coordinated Health Ortho	206 (22.1%)
	St Luke's/Bethlehem	3,553 (14.1%)		Lehigh Valley/Muhlenberg	94 (10.1%)
Disintegration of Kidney Stones using Shock Waves	St Luke's/Bethlehem	471 (37.4%)	Removal of Cataract and Insertion of Lens	Center for Specialized	3,871 (44.0%)
	Lehigh Valley	189 (15.0%)		Valley Eye SC	2,455 (27.9%)
	Easton	174 (13.8%)		SC of Allentown	703 (8.0%)
Incision and Drainage of Ear Drum	Center for Specialized	268 (32.0%)	Removal of Gallbladder and/or Gallstones	St Luke's/Bethlehem	338 (30.4%)
	St Luke's/Bethlehem	252 (30.1%)		Easton	246 (22.1%)
	SC of Allentown	107 (12.8%)		Lehigh Valley/Muhlenberg	180 (16.2%)
Injection of Spine for Pain Management	Valley SC	3,723 (30.3%)	Removal of Tonsils and Adenoids	St Luke's/Bethlehem	292 (35.1%)
	Coordinated Health Ortho	3,012 (24.5%)		Center for Specialized	141 (17.0%)
	St Luke's/Bethlehem	1,055 (8.6%)		St Luke's/Anderson	114 (13.7%)
Release of Carpal Tunnel and Other Nerves in Arms/Legs	Coordinated Health Ortho	418 (22.7%)	Repair of Hernia in Groin	St Luke's/Bethlehem	404 (33.1%)
	St Luke's/Bethlehem	418 (22.7%)		Lehigh Valley/Muhlenberg	162 (13.3%)
	SC of Allentown	365 (19.9%)		St Luke's/Anderson	157 (12.9%)
Removal of Breast Tumor or Partial Mastectomy	Easton	248 (25.7%)	Repair of Torn Knee Cartilage	Coordinated Health Ortho	797 (38.0%)
	Lehigh Valley/Muhlenberg	209 (21.7%)		St Luke's/Bethlehem	251 (12.0%)
	St Luke's/Anderson	182 (18.9%)		Lehigh Valley/Muhlenberg	223 (10.6%)

NR = Not reported due to volume limitations

NA = Not applicable

SC = Surgical/Surgery Center

## Common outpatient procedures among county residents, by anticipated payer in FY 2015

	Medicare	Medicaid	Commercial	Other*
Colonoscopy with/without Biopsy	35.4%	3.5%	56.7%	4.4%
Disintegration of Kidney Stones using Shock Waves	37.3%	5.7%	56.1%	0.9%
Incision and Drainage of Ear Drum	12.3%	20.5%	65.5%	1.7%
Injection of Spine for Pain Management	42.6%	2.4%	54.2%	0.7%
Release of Carpal Tunnel and Other Nerves in Arms/Legs	33.1%	6.5%	59.6%	0.9%
Removal of Breast Tumor or Partial Mastectomy	36.3%	6.0%	56.2%	1.5%
Removal of Bunion and Repair of Toe Deformity	24.8%	5.2%	68.7%	1.4%
Removal of Cataract and Insertion of Lens	65.9%	1.7%	30.4%	2.0%
Removal of Gallbladder and/or Gallstones	24.7%	10.6%	61.9%	2.7%
Removal of Tonsils and Adenoids	1.5%	21.4%	74.4%	2.7%
Repair of Hernia in Groin	38.9%	4.2%	54.9%	1.9%
Repair of Torn Knee Cartilage	18.6%	3.7%	76.5%	1.1%

\* Other government, self-pay, and unknown payer.

NR= Not reported due to volume limitations

Want to know what Medicare pays health care facilities in PA for common outpatient services such as cataract surgery or biopsies? Then visit PHC4's website at [www.phc4.org](http://www.phc4.org) and click on the interactive database of Medicare Payment Information for Common Outpatient Services.

### About PHC4

Created by the PA General Assembly in 1986, the PA Health Care Cost Containment Council (PHC4) is an independent state agency charged with collecting, analyzing and reporting information that can be used to improve the quality and restrain the cost of health care in the state. Today, PHC4 is a recognized national leader in public health care reporting. More than 840,000 public reports on patient treatment results are downloaded from the PHC4 website each year, and nearly 100 organizations and individuals annually utilize PHC4's special requests process to access and use data. PHC4 is governed by a 25-member board of directors, representing business, labor, consumers, health care providers, insurers and state government.

Joe Martin, Executive Director  
225 Market Street, Suite 400, Harrisburg, PA 17101  
717-232-6787 • [www.phc4.org](http://www.phc4.org)



# Northumberland County

## Common Outpatient Procedures for Northumberland County Residents in FY 2015



This brief focuses on 12 outpatient procedures commonly performed in Pennsylvania, with specific data shown for Northumberland County.

**1 in 14 County Residents.** In FY 2015, 6,600 (1 in 14) Northumberland County residents underwent at least one of the following 12 common outpatient procedures in a Pennsylvania (PA) facility. Some of these residents had multiple outpatient visits, for a total of 7,964 visits for these procedures.

Common Outpatient Procedures	Procedure Count for County Residents	% Freestanding Ambulatory Center	% Hospital Outpatient Department	Procedure Rate per 10,000 Residents	
				County Rate	State Rate
Colonoscopy with/without Biopsy	3,456	44.4%	55.6%	367.9	335.8
Disintegration of Kidney Stones using Shock Waves	173	1.2%	98.8%	18.4	16.6
Incision and Drainage of Ear Drum	172	55.2%	44.8%	18.3	15.7
Injection of Spine for Pain Management	994	22.8%	77.2%	105.8	111.5
Release of Carpal Tunnel and Other Nerves in Arms/Legs	397	23.7%	76.3%	42.3	29.8
Removal of Breast Tumor or Partial Mastectomy	133	20.3%	79.7%	14.2	13.0
Removal of Bunion and Repair of Toe Deformity	86	47.7%	52.3%	9.2	10.9
Removal of Cataract and Insertion of Lens	1,650	74.5%	25.5%	175.6	149.5
Removal of Gallbladder and/or Gallstones	335	3.3%	96.7%	35.7	18.9
Removal of Tonsils and Adenoids	158	48.1%	51.9%	16.8	16.1
Repair of Hernia in Groin	185	11.9%	88.1%	19.7	17.9
Repair of Torn Knee Cartilage	267	29.2%	70.8%	28.4	27.6

These procedures were defined using the Agency for Healthcare Research and Quality's Clinical Classifications Software. Outpatient procedures that were incorporated into inpatient records (e.g., outpatient diagnostic services for patients admitted to the hospital within 3 days of their outpatient visit) were not included here. NR = Not reported due to volume limitations

Statewide, 801,686 PA residents had at least one of these outpatient procedures, and about 16% of residents had several visits, for a total of 972,061 outpatient visits for these 12 procedures for PA residents.

### PA Health Care Cost Containment Council



PHC4's outpatient procedure data, available through its special request program, is an important resource for data users in studying issues such as access to care, cost and reimbursements, community need, and strategic planning.

## Where did Northumberland County residents have these outpatient procedures?

Includes data from FY 2014 through FY 2015 to maximize reporting

	Top 3 Facilities	Number (%)		Top 3 Facilities	Number (%)
Colonoscopy with/without Biopsy	Geisinger/Danville	2,659 (38.3%)	Removal of Bunion and Repair of Toe Deformity	Geisinger/Danville	63 (31.0%)
	Central PA Endoscopy Ctr	1,506 (21.7%)		Brookpark SC	54 (26.6%)
	Geisinger OP Woodbine	1,180 (17.0%)		Geisinger OP Woodbine	35 (17.2%)
Disintegration of Kidney Stones using Shock Waves	Geisinger/Danville	172 (47.1%)	Removal of Cataract and Insertion of Lens	SC Central PA	1,337 (41.6%)
	Evangelical Community	94 (25.8%)		Geisinger/Danville	652 (20.3%)
	Sunbury Community	41 (11.2%)		Geisinger OP Woodbine	522 (16.2%)
Incision and Drainage of Ear Drum	Geisinger OP Woodbine	85 (25.8%)	Removal of Gallbladder and/or Gallstones	Geisinger/Danville	363 (55.1%)
	Geisinger/Danville	80 (24.2%)		Evangelical Community	190 (28.8%)
	SC Central PA	72 (21.8%)		Sunbury Community	61 (9.3%)
Injection of Spine for Pain Management	Geisinger/Danville	638 (44.9%)	Removal of Tonsils and Adenoids	Geisinger/Danville	91 (28.1%)
	Evangelical ASC	261 (18.4%)		SC Central PA	79 (24.4%)
	Evangelical Community	247 (17.4%)		Geisinger OP Woodbine	54 (16.7%)
Release of Carpal Tunnel and Other Nerves in Arms/Legs	Evangelical Community	302 (38.8%)	Repair of Hernia in Groin	Geisinger/Danville	183 (46.2%)
	Geisinger/Danville	180 (23.1%)		Evangelical Community	97 (24.5%)
	Geisinger OP Woodbine	148 (19.0%)		Sunbury Community	54 (13.6%)
Removal of Breast Tumor or Partial Mastectomy	Geisinger/Danville	113 (41.7%)	Repair of Torn Knee Cartilage	Evangelical Community	215 (39.8%)
	Evangelical Community	92 (33.9%)		Geisinger OP Woodbine	145 (26.9%)
	Geisinger OP Woodbine	42 (15.5%)		Geisinger/Danville	100 (18.5%)

NR = Not reported due to volume limitations

NA = Not applicable

SC = Surgical/Surgery Center

## Common outpatient procedures among county residents, by anticipated payer in FY 2015

	Medicare	Medicaid	Commercial	Other*
Colonoscopy with/without Biopsy	41.7%	5.8%	49.5%	3.1%
Disintegration of Kidney Stones using Shock Waves	39.9%	13.3%	43.4%	3.5%
Incision and Drainage of Ear Drum	NR	37.2%	54.7%	NR
Injection of Spine for Pain Management	47.4%	3.4%	47.1%	2.1%
Release of Carpal Tunnel and Other Nerves in Arms/Legs	34.8%	NR	57.2%	NR
Removal of Breast Tumor or Partial Mastectomy	42.9%	NR	52.6%	NR
Removal of Bunion and Repair of Toe Deformity	33.7%	NR	58.1%	NR
Removal of Cataract and Insertion of Lens	68.8%	1.7%	27.7%	1.8%
Removal of Gallbladder and/or Gallstones	21.5%	15.5%	60.9%	2.1%
Removal of Tonsils and Adenoids	NR	36.7%	58.9%	NR
Repair of Hernia in Groin	27.6%	9.7%	59.5%	3.2%
Repair of Torn Knee Cartilage	15.7%	8.6%	71.5%	4.1%

\* Other government, self-pay, and unknown payer.

NR= Not reported due to volume limitations

*Want to know what Medicare pays health care facilities in PA for common outpatient services such as cataract surgery or biopsies? Then visit PHC4's website at [www.phc4.org](http://www.phc4.org) and click on the interactive database of Medicare Payment Information for Common Outpatient Services.*

### About PHC4

Created by the PA General Assembly in 1986, the PA Health Care Cost Containment Council (PHC4) is an independent state agency charged with collecting, analyzing and reporting information that can be used to improve the quality and restrain the cost of health care in the state. Today, PHC4 is a recognized national leader in public health care reporting. More than 840,000 public reports on patient treatment results are downloaded from the PHC4 website each year, and nearly 100 organizations and individuals annually utilize PHC4's special requests process to access and use data. PHC4 is governed by a 25-member board of directors, representing business, labor, consumers, health care providers, insurers and state government.

Joe Martin, Executive Director  
225 Market Street, Suite 400, Harrisburg, PA 17101  
717-232-6787 • [www.phc4.org](http://www.phc4.org)



# Perry County

## Common Outpatient Procedures for Perry County Residents in FY 2015



This brief focuses on 12 outpatient procedures commonly performed in Pennsylvania, with specific data shown for Perry County.

**1 in 12 County Residents.** In FY 2015, 3,781 (1 in 12) Perry County residents underwent at least one of the following 12 common outpatient procedures in a Pennsylvania (PA) facility. Some of these residents had multiple outpatient visits, for a total of 4,830 visits for these procedures.

Common Outpatient Procedures	Procedure Count for County Residents	% Freestanding Ambulatory Center	% Hospital Outpatient Department	Procedure Rate per 10,000 Residents	
				County Rate	State Rate
Colonoscopy with/without Biopsy	1,989	85.4%	14.6%	435.9	335.8
Disintegration of Kidney Stones using Shock Waves	107	4.7%	95.3%	23.4	16.6
Incision and Drainage of Ear Drum	66	63.6%	36.4%	14.5	15.7
Injection of Spine for Pain Management	895	65.5%	34.5%	196.1	111.5
Release of Carpal Tunnel and Other Nerves in Arms/Legs	297	80.1%	19.9%	65.1	29.8
Removal of Breast Tumor or Partial Mastectomy	61	21.3%	78.7%	13.4	13.0
Removal of Bunion and Repair of Toe Deformity	70	51.4%	48.6%	15.3	10.9
Removal of Cataract and Insertion of Lens	882	96.4%	3.6%	193.3	149.5
Removal of Gallbladder and/or Gallstones	117	0.0%	100.0%	25.6	18.9
Removal of Tonsils and Adenoids	54	66.7%	33.3%	11.8	16.1
Repair of Hernia in Groin	110	22.7%	77.3%	24.1	17.9
Repair of Torn Knee Cartilage	196	69.9%	30.1%	43.0	27.6

These procedures were defined using the Agency for Healthcare Research and Quality's Clinical Classifications Software. Outpatient procedures that were incorporated into inpatient records (e.g., outpatient diagnostic services for patients admitted to the hospital within 3 days of their outpatient visit) were not included here. NR = Not reported due to volume limitations

Statewide, 801,686 PA residents had at least one of these outpatient procedures, and about 16% of residents had several visits, for a total of 972,061 outpatient visits for these 12 procedures for PA residents.

### PA Health Care Cost Containment Council



PHC4's outpatient procedure data, available through its special request program, is an important resource for data users in studying issues such as access to care, cost and reimbursements, community need, and strategic planning.

## Where did Perry County residents have these outpatient procedures?

Includes data from FY 2014 through FY 2015 to maximize reporting

	Top 3 Facilities	Number (%)		Top 3 Facilities	Number (%)
Colonoscopy with/without Biopsy	Harrisburg Endoscopy & SC	724 (18.8%)	Removal of Bunion and Repair of Toe Deformity	Holy Spirit	43 (32.6%)
	West Shore Endoscopy	676 (17.6%)		Grandview Surgery & Laser	29 (22.0%)
	Digestive Disease Inst	586 (15.2%)		West Shore SC	17 (12.9%)
Disintegration of Kidney Stones using Shock Waves	Holy Spirit	104 (47.9%)	Removal of Cataract and Insertion of Lens	West Shore SC	555 (31.9%)
	Pinnacle Health	73 (33.6%)		Ophthalmology & Surgical	332 (19.1%)
	Carlisle Regional	12 (5.5%)		Ophthalmology SC	193 (11.1%)
Incision and Drainage of Ear Drum	West Shore SC	46 (34.1%)	Removal of Gallbladder and/or Gallstones	Pinnacle Health	121 (50.6%)
	Milton S Hershey	32 (23.7%)		Holy Spirit	74 (31.0%)
	Susquehanna Valley SC	32 (23.7%)		Carlisle Regional	23 (9.6%)
Injection of Spine for Pain Management	Harrisburg Pain Mgmt	871 (47.1%)	Removal of Tonsils and Adenoids	West Shore SC	33 (26.6%)
	Pinnacle Health	487 (26.3%)		Milton S Hershey	32 (25.8%)
	PRISM Center	228 (12.3%)		Susquehanna Valley SC	28 (22.6%)
Release of Carpal Tunnel and Other Nerves in Arms/Legs	Grandview Surgery & Laser	247 (42.9%)	Repair of Hernia in Groin	Pinnacle Health	70 (32.7%)
	Susquehanna Valley SC	80 (13.9%)		Holy Spirit	48 (22.4%)
	Ophthalmology & Surgical	60 (10.4%)		Carlisle Regional	27 (12.6%)
Removal of Breast Tumor or Partial Mastectomy	Pinnacle Health	59 (43.7%)	Repair of Torn Knee Cartilage	Grandview Surgery & Laser	169 (42.6%)
	Holy Spirit	47 (34.8%)		Pinnacle Health	81 (20.4%)
	West Shore SC	11 (8.1%)		Susquehanna Valley SC	65 (16.4%)

NR = Not reported due to volume limitations

NA = Not applicable

SC = Surgical/Surgery Center

## Common outpatient procedures among county residents, by anticipated payer in FY 2015

	Medicare	Medicaid	Commercial	Other*
Colonoscopy with/without Biopsy	38.5%	3.2%	55.4%	2.9%
Disintegration of Kidney Stones using Shock Waves	27.1%	NR	69.2%	NR
Incision and Drainage of Ear Drum	NR	24.2%	62.1%	NR
Injection of Spine for Pain Management	33.0%	2.2%	61.3%	3.5%
Release of Carpal Tunnel and Other Nerves in Arms/Legs	25.6%	7.7%	59.6%	7.1%
Removal of Breast Tumor or Partial Mastectomy	32.8%	NR	55.7%	NR
Removal of Bunion and Repair of Toe Deformity	21.4%	NR	62.9%	NR
Removal of Cataract and Insertion of Lens	61.9%	3.9%	30.6%	3.6%
Removal of Gallbladder and/or Gallstones	21.4%	NR	74.4%	NR
Removal of Tonsils and Adenoids	NR	24.1%	72.2%	NR
Repair of Hernia in Groin	30.0%	9.1%	53.6%	7.3%
Repair of Torn Knee Cartilage	22.4%	4.1%	65.8%	7.7%

\* Other government, self-pay, and unknown payer.

NR= Not reported due to volume limitations

*Want to know what Medicare pays health care facilities in PA for common outpatient services such as cataract surgery or biopsies? Then visit PHC4's website at [www.phc4.org](http://www.phc4.org) and click on the interactive database of Medicare Payment Information for Common Outpatient Services.*

### About PHC4

Created by the PA General Assembly in 1986, the PA Health Care Cost Containment Council (PHC4) is an independent state agency charged with collecting, analyzing and reporting information that can be used to improve the quality and restrain the cost of health care in the state. Today, PHC4 is a recognized national leader in public health care reporting. More than 840,000 public reports on patient treatment results are downloaded from the PHC4 website each year, and nearly 100 organizations and individuals annually utilize PHC4's special requests process to access and use data. PHC4 is governed by a 25-member board of directors, representing business, labor, consumers, health care providers, insurers and state government.

Joe Martin, Executive Director  
225 Market Street, Suite 400, Harrisburg, PA 17101  
717-232-6787 • [www.phc4.org](http://www.phc4.org)





# Philadelphia County

## Common Outpatient Procedures for Philadelphia County Residents in FY 2015



This brief focuses on 12 outpatient procedures commonly performed in Pennsylvania, with specific data shown for Philadelphia County.

**1 in 22 County Residents.** In FY 2015, 71,896 (1 in 22) Philadelphia County residents underwent at least one of the following 12 common outpatient procedures in a Pennsylvania (PA) facility. Some of these residents had multiple outpatient visits, for a total of 85,306 visits for these procedures.

Common Outpatient Procedures	Procedure Count for County Residents	% Freestanding Ambulatory Center	% Hospital Outpatient Department	Procedure Rate per 10,000 Residents	
				County Rate	State Rate
Colonoscopy with/without Biopsy	41,761	43.7%	56.3%	267.6	335.8
Disintegration of Kidney Stones using Shock Waves	1,498	6.1%	93.9%	9.6	16.6
Incision and Drainage of Ear Drum	1,826	18.1%	81.9%	11.7	15.7
Injection of Spine for Pain Management	13,281	53.1%	46.9%	85.1	111.5
Release of Carpal Tunnel and Other Nerves in Arms/Legs	2,049	22.9%	77.1%	13.1	29.8
Removal of Breast Tumor or Partial Mastectomy	2,070	9.9%	90.1%	13.3	13.0
Removal of Bunion and Repair of Toe Deformity	1,508	14.5%	85.5%	9.7	10.9
Removal of Cataract and Insertion of Lens	14,445	66.2%	33.8%	92.6	149.5
Removal of Gallbladder and/or Gallstones	1,254	0.0%	100.0%	8.0	18.9
Removal of Tonsils and Adenoids	2,100	8.0%	92.0%	13.5	16.1
Repair of Hernia in Groin	1,866	3.1%	96.9%	12.0	17.9
Repair of Torn Knee Cartilage	2,037	18.4%	81.6%	13.1	27.6

These procedures were defined using the Agency for Healthcare Research and Quality's Clinical Classifications Software. Outpatient procedures that were incorporated into inpatient records (e.g., outpatient diagnostic services for patients admitted to the hospital within 3 days of their outpatient visit) were not included here. NR = Not reported due to volume limitations

Statewide, 801,686 PA residents had at least one of these outpatient procedures, and about 16% of residents had several visits, for a total of 972,061 outpatient visits for these 12 procedures for PA residents.

### PA Health Care Cost Containment Council



PHC4's outpatient procedure data, available through its special request program, is an important resource for data users in studying issues such as access to care, cost and reimbursements, community need, and strategic planning.

## Where did Philadelphia County residents have these outpatient procedures?

Includes data from FY 2014 through FY 2015 to maximize reporting

	Top 3 Facilities	Number (%)		Top 3 Facilities	Number (%)
Colonoscopy with/without Biopsy	Thomas Jefferson Univ	8,340 (10.1%)	Removal of Bunion and Repair of Toe Deformity	Penn Presbyterian	368 (11.8%)
	Temple University	8,244 (10.0%)		St Joseph's/Philadelphia	365 (11.7%)
	Albert Einstein	5,219 (6.3%)		Aria Health	335 (10.8%)
Disintegration of Kidney Stones using Shock Waves	Aria Health	616 (20.7%)	Removal of Cataract and Insertion of Lens	Liberty Eye SC	3,245 (11.7%)
	Albert Einstein	524 (17.6%)		Wills SC Northeast	2,736 (9.8%)
	Hahnemann University	357 (12.0%)		Main Line SC	2,635 (9.5%)
Incision and Drainage of Ear Drum	St Christopher's Children	1,560 (43.8%)	Removal of Gallbladder and/or Gallstones	Temple University	298 (12.2%)
	Children's Hosp Phila	784 (22.0%)		Aria Health	297 (12.2%)
	Abington SC	188 (5.3%)		Pennsylvania	248 (10.2%)
Injection of Spine for Pain Management	Albert Einstein	3,217 (11.9%)	Removal of Tonsils and Adenoids	St Christopher's Children	2,165 (51.2%)
	Aria Health	2,279 (8.4%)		Children's Hosp Phila	630 (14.9%)
	SC of Pennsylvania Hosp	2,009 (7.4%)		Thomas Jefferson Univ	382 (9.0%)
Release of Carpal Tunnel and Other Nerves in Arms/Legs	Methodist Division/TJUH	645 (15.5%)	Repair of Hernia in Groin	Albert Einstein	328 (8.8%)
	Penn Presbyterian	350 (8.4%)		Aria Health	328 (8.8%)
	Aria Health	340 (8.2%)		Thomas Jefferson Univ	319 (8.5%)
Removal of Breast Tumor or Partial Mastectomy	Albert Einstein	759 (17.7%)	Repair of Torn Knee Cartilage	Penn Presbyterian	534 (13.2%)
	Hospital University PA	508 (11.8%)		Aria Health	374 (9.3%)
	Pennsylvania	406 (9.5%)		Pennsylvania	360 (8.9%)

NR = Not reported due to volume limitations

NA = Not applicable

SC = Surgical/Surgery Center

## Common outpatient procedures among county residents, by anticipated payer in FY 2015

	Medicare	Medicaid	Commercial	Other*
Colonoscopy with/without Biopsy	29.8%	16.4%	49.2%	4.7%
Disintegration of Kidney Stones using Shock Waves	27.6%	21.8%	47.0%	3.6%
Incision and Drainage of Ear Drum	5.0%	57.9%	32.1%	4.9%
Injection of Spine for Pain Management	37.8%	17.8%	43.1%	1.3%
Release of Carpal Tunnel and Other Nerves in Arms/Legs	28.9%	21.0%	48.6%	1.5%
Removal of Breast Tumor or Partial Mastectomy	33.8%	21.2%	40.5%	4.6%
Removal of Bunion and Repair of Toe Deformity	24.1%	33.2%	40.9%	1.7%
Removal of Cataract and Insertion of Lens	64.1%	9.1%	23.4%	3.4%
Removal of Gallbladder and/or Gallstones	19.8%	29.3%	47.9%	3.0%
Removal of Tonsils and Adenoids	1.6%	61.9%	32.4%	4.1%
Repair of Hernia in Groin	26.4%	24.9%	44.5%	4.3%
Repair of Torn Knee Cartilage	14.7%	18.6%	64.3%	2.5%

\* Other government, self-pay, and unknown payer.

NR= Not reported due to volume limitations

*Want to know what Medicare pays health care facilities in PA for common outpatient services such as cataract surgery or biopsies? Then visit PHC4's website at [www.phc4.org](http://www.phc4.org) and click on the interactive database of Medicare Payment Information for Common Outpatient Services.*

### About PHC4

Created by the PA General Assembly in 1986, the PA Health Care Cost Containment Council (PHC4) is an independent state agency charged with collecting, analyzing and reporting information that can be used to improve the quality and restrain the cost of health care in the state. Today, PHC4 is a recognized national leader in public health care reporting. More than 840,000 public reports on patient treatment results are downloaded from the PHC4 website each year, and nearly 100 organizations and individuals annually utilize PHC4's special requests process to access and use data. PHC4 is governed by a 25-member board of directors, representing business, labor, consumers, health care providers, insurers and state government.

Joe Martin, Executive Director  
225 Market Street, Suite 400, Harrisburg, PA 17101  
717-232-6787 • [www.phc4.org](http://www.phc4.org)



# Pike County

## Common Outpatient Procedures for Pike County Residents in FY 2015



This brief focuses on 12 outpatient procedures commonly performed in Pennsylvania, with specific data shown for Pike County.

**1 in 28 County Residents.** In FY 2015, 1,999 (1 in 28) Pike County residents underwent at least one of the following 12 common outpatient procedures in a Pennsylvania (PA) facility. Some of these residents had multiple outpatient visits, for a total of 2,359 visits for these procedures.

Common Outpatient Procedures	Procedure Count for County Residents	% Freestanding Ambulatory Center	% Hospital Outpatient Department	Procedure Rate per 10,000 Residents	
				County Rate	State Rate
Colonoscopy with/without Biopsy	1,348	94.6%	5.4%	239.9	335.8
Disintegration of Kidney Stones using Shock Waves	36	50.0%	50.0%	6.4	16.6
Incision and Drainage of Ear Drum	18	72.2%	27.8%	3.2	15.7
Injection of Spine for Pain Management	206	51.5%	48.5%	36.7	111.5
Release of Carpal Tunnel and Other Nerves in Arms/Legs	63	73.0%	27.0%	11.2	29.8
Removal of Breast Tumor or Partial Mastectomy	24	16.7%	83.3%	4.3	13.0
Removal of Bunion and Repair of Toe Deformity	26	69.2%	30.8%	4.6	10.9
Removal of Cataract and Insertion of Lens	505	96.6%	3.4%	89.9	149.5
Removal of Gallbladder and/or Gallstones	23	0.0%	100.0%	4.1	18.9
Removal of Tonsils and Adenoids	35	54.3%	45.7%	6.2	16.1
Repair of Hernia in Groin	28	32.1%	67.9%	5.0	17.9
Repair of Torn Knee Cartilage	51	68.6%	31.4%	9.1	27.6

These procedures were defined using the Agency for Healthcare Research and Quality's Clinical Classifications Software. Outpatient procedures that were incorporated into inpatient records (e.g., outpatient diagnostic services for patients admitted to the hospital within 3 days of their outpatient visit) were not included here. NR = Not reported due to volume limitations

Statewide, 801,686 PA residents had at least one of these outpatient procedures, and about 16% of residents had several visits, for a total of 972,061 outpatient visits for these 12 procedures for PA residents.

### PA Health Care Cost Containment Council



PHC4's outpatient procedure data, available through its special request program, is an important resource for data users in studying issues such as access to care, cost and reimbursements, community need, and strategic planning.

## Where did Pike County residents have these outpatient procedures?

Includes data from FY 2014 through FY 2015 to maximize reporting

	Top 3 Facilities	Number (%)		Top 3 Facilities	Number (%)
Colonoscopy with/without Biopsy	Mountain Laurel SC	1,876 (69.3%)	Removal of Bunion and Repair of Toe Deformity	Pocono ASC	14 (26.4%)
	Pocono ASC	379 (14.0%)		Geisinger-Community	13 (24.5%)
	Scranton Endoscopy	156 (5.8%)		Regional Hospital SC	8 (15.1%)
Disintegration of Kidney Stones using Shock Waves	North East SC	17 (27.9%)	Removal of Cataract and Insertion of Lens	NEI AS	558 (56.3%)
	Pocono ASC	13 (21.3%)		Pocono ASC	195 (19.7%)
	Moses Taylor	12 (19.7%)		Kingston Ophthalmology	74 (7.5%)
Incision and Drainage of Ear Drum	Same Day Geisinger South	8 (18.6%)	Removal of Gallbladder and/or Gallstones	Regional Scranton	14 (23.7%)
	Pocono	7 (16.3%)		Moses Taylor	10 (16.9%)
	Pocono ASC	7 (16.3%)		Pocono	10 (16.9%)
Injection of Spine for Pain Management	East Stroudsburg ASC	113 (29.8%)	Removal of Tonsils and Adenoids	Regional Scranton	12 (20.0%)
	North East SC	97 (25.6%)		Same Day Geisinger South	10 (16.7%)
	St Luke's/Anderson	40 (10.6%)		Pocono ASC	9 (15.0%)
Release of Carpal Tunnel and Other Nerves in Arms/Legs	North East SC	41 (30.8%)	Repair of Hernia in Groin	Moses Taylor	10 (19.2%)
	Pocono ASC	31 (23.3%)		Regional Scranton	9 (17.3%)
	Geisinger-Community	17 (12.8%)		Northwood SC	6 (11.5%)
Removal of Breast Tumor or Partial Mastectomy	Regional Scranton	16 (31.4%)	Repair of Torn Knee Cartilage	Pocono ASC	31 (31.6%)
	Moses Taylor	9 (17.6%)		East Stroudsburg ASC	15 (15.3%)
	Pocono	7 (13.7%)		North East SC	13 (13.3%)

NR = Not reported due to volume limitations

NA = Not applicable

SC = Surgical/Surgery Center

## Common outpatient procedures among county residents, by anticipated payer in FY 2015

	Medicare	Medicaid	Commercial	Other*
Colonoscopy with/without Biopsy	46.2%	1.9%	49.5%	2.4%
Disintegration of Kidney Stones using Shock Waves	36.1%	NR	44.4%	NR
Incision and Drainage of Ear Drum	NR	44.4%	44.4%	NR
Injection of Spine for Pain Management	31.6%	NR	57.3%	NR
Release of Carpal Tunnel and Other Nerves in Arms/Legs	28.6%	NR	63.5%	NR
Removal of Breast Tumor or Partial Mastectomy	41.7%	NR	41.7%	NR
Removal of Bunion and Repair of Toe Deformity	30.8%	NR	57.7%	NR
Removal of Cataract and Insertion of Lens	75.0%	1.0%	20.6%	3.4%
Removal of Gallbladder and/or Gallstones	34.8%	NR	60.9%	NR
Removal of Tonsils and Adenoids	NR	42.9%	54.3%	NR
Repair of Hernia in Groin	21.4%	NR	64.3%	NR
Repair of Torn Knee Cartilage	27.5%	NR	51.0%	NR

\* Other government, self-pay, and unknown payer.

NR= Not reported due to volume limitations

*Want to know what Medicare pays health care facilities in PA for common outpatient services such as cataract surgery or biopsies? Then visit PHC4's website at [www.phc4.org](http://www.phc4.org) and click on the interactive database of Medicare Payment Information for Common Outpatient Services.*

### About PHC4

Created by the PA General Assembly in 1986, the PA Health Care Cost Containment Council (PHC4) is an independent state agency charged with collecting, analyzing and reporting information that can be used to improve the quality and restrain the cost of health care in the state. Today, PHC4 is a recognized national leader in public health care reporting. More than 840,000 public reports on patient treatment results are downloaded from the PHC4 website each year, and nearly 100 organizations and individuals annually utilize PHC4's special requests process to access and use data. PHC4 is governed by a 25-member board of directors, representing business, labor, consumers, health care providers, insurers and state government.

Joe Martin, Executive Director  
225 Market Street, Suite 400, Harrisburg, PA 17101  
717-232-6787 • [www.phc4.org](http://www.phc4.org)



# Potter County

## Common Outpatient Procedures for Potter County Residents in FY 2015

Potter  
County

This brief focuses on 12 outpatient procedures commonly performed in Pennsylvania, with specific data shown for Potter County.

**1 in 14 County Residents.** In FY 2015, 1,190 (1 in 14) Potter County residents underwent at least one of the following 12 common outpatient procedures in a Pennsylvania (PA) facility. Some of these residents had multiple outpatient visits, for a total of 1,470 visits for these procedures.

Common Outpatient Procedures	Procedure Count for County Residents	% Freestanding Ambulatory Center	% Hospital Outpatient Department	Procedure Rate per 10,000 Residents	
				County Rate	State Rate
Colonoscopy with/without Biopsy	659	4.9%	95.1%	383.0	335.8
Disintegration of Kidney Stones using Shock Waves	19	0.0%	100.0%	11.0	16.6
Incision and Drainage of Ear Drum	21	19.0%	81.0%	12.2	15.7
Injection of Spine for Pain Management	216	2.3%	97.7%	125.5	111.5
Release of Carpal Tunnel and Other Nerves in Arms/Legs	63	6.3%	93.7%	36.6	29.8
Removal of Breast Tumor or Partial Mastectomy	19	10.5%	89.5%	11.0	13.0
Removal of Bunion and Repair of Toe Deformity	31	0.0%	100.0%	18.0	10.9
Removal of Cataract and Insertion of Lens	278	25.9%	74.1%	161.6	149.5
Removal of Gallbladder and/or Gallstones	56	0.0%	100.0%	32.5	18.9
Removal of Tonsils and Adenoids	32	3.1%	96.9%	18.6	16.1
Repair of Hernia in Groin	27	3.7%	96.3%	15.7	17.9
Repair of Torn Knee Cartilage	53	1.9%	98.1%	30.8	27.6

These procedures were defined using the Agency for Healthcare Research and Quality's Clinical Classifications Software. Outpatient procedures that were incorporated into inpatient records (e.g., outpatient diagnostic services for patients admitted to the hospital within 3 days of their outpatient visit) were not included here. NR = Not reported due to volume limitations

Statewide, 801,686 PA residents had at least one of these outpatient procedures, and about 16% of residents had several visits, for a total of 972,061 outpatient visits for these 12 procedures for PA residents.

### PA Health Care Cost Containment Council



PHC4's outpatient procedure data, available through its special request program, is an important resource for data users in studying issues such as access to care, cost and reimbursements, community need, and strategic planning.

## Where did Potter County residents have these outpatient procedures?

Includes data from FY 2014 through FY 2015 to maximize reporting

	Top 3 Facilities	Number (%)		Top 3 Facilities	Number (%)
Colonoscopy with/without Biopsy	Charles Cole Memorial	1,041 (84.3%)	Removal of Bunion and Repair of Toe Deformity	Charles Cole Memorial	55 (91.7%)
	Bradford Regional	57 (4.6%)		NR	<5 (NR)
	Soldiers & Sailors	48 (3.9%)		NR	<5 (NR)
Disintegration of Kidney Stones using Shock Waves	Bradford Regional	22 (61.1%)	Removal of Cataract and Insertion of Lens	Charles Cole Memorial	355 (64.4%)
	NR	<5 (NR)		Penn Highlands Elk SC	121 (22.0%)
	NR	<5 (NR)		Robert Packer	14 (2.5%)
Incision and Drainage of Ear Drum	Charles Cole Memorial	22 (40.0%)	Removal of Gallbladder and/or Gallstones	Charles Cole Memorial	78 (77.2%)
	Penn Highlands/DuBois	7 (12.7%)		Soldiers & Sailors	8 (7.9%)
	* See footnote	6 (10.9%)		Bradford Regional	6 (5.9%)
Injection of Spine for Pain Management	Charles Cole Memorial	322 (85.9%)	Removal of Tonsils and Adenoids	Charles Cole Memorial	51 (63.0%)
	Robert Packer	19 (5.1%)		Geisinger/Danville	8 (9.9%)
	NR	<5 (NR)		Penn Highlands/DuBois	7 (8.6%)
Release of Carpal Tunnel and Other Nerves in Arms/Legs	Charles Cole Memorial	105 (78.9%)	Repair of Hernia in Groin	Charles Cole Memorial	32 (61.5%)
	UPMC Hamot SC	5 (3.8%)		Bradford Regional	9 (17.3%)
	NR	<5 (NR)		NR	<5 (NR)
Removal of Breast Tumor or Partial Mastectomy	Charles Cole Memorial	28 (63.6%)	Repair of Torn Knee Cartilage	Charles Cole Memorial	87 (88.8%)
	Bradford Regional	5 (11.4%)		NR	<5 (NR)
	NR	<5 (NR)		NR	<5 (NR)

NR = Not reported due to volume limitations

NA = Not applicable

SC = Surgical/Surgery Center

\* Bradford Regional and Geisinger OP Woodbine were tied at 6.

## Common outpatient procedures among county residents, by anticipated payer in FY 2015

	Medicare	Medicaid	Commercial	Other*
Colonoscopy with/without Biopsy	35.5%	5.8%	53.1%	5.6%
Disintegration of Kidney Stones using Shock Waves	57.9%	NR	31.6%	NR
Incision and Drainage of Ear Drum	NR	38.1%	47.6%	NR
Injection of Spine for Pain Management	48.6%	11.1%	37.5%	2.8%
Release of Carpal Tunnel and Other Nerves in Arms/Legs	34.9%	NR	57.1%	NR
Removal of Breast Tumor or Partial Mastectomy	42.1%	NR	47.4%	NR
Removal of Bunion and Repair of Toe Deformity	22.6%	NR	54.8%	NR
Removal of Cataract and Insertion of Lens	70.1%	4.3%	23.0%	2.5%
Removal of Gallbladder and/or Gallstones	25.0%	NR	51.8%	NR
Removal of Tonsils and Adenoids	NR	37.5%	56.3%	NR
Repair of Hernia in Groin	44.4%	NR	48.1%	NR
Repair of Torn Knee Cartilage	NR	15.1%	71.7%	NR

\* Other government, self-pay, and unknown payer.

NR= Not reported due to volume limitations

*Want to know what Medicare pays health care facilities in PA for common outpatient services such as cataract surgery or biopsies? Then visit PHC4's website at [www.phc4.org](http://www.phc4.org) and click on the interactive database of Medicare Payment Information for Common Outpatient Services.*

### About PHC4

Created by the PA General Assembly in 1986, the PA Health Care Cost Containment Council (PHC4) is an independent state agency charged with collecting, analyzing and reporting information that can be used to improve the quality and restrain the cost of health care in the state. Today, PHC4 is a recognized national leader in public health care reporting. More than 840,000 public reports on patient treatment results are downloaded from the PHC4 website each year, and nearly 100 organizations and individuals annually utilize PHC4's special requests process to access and use data. PHC4 is governed by a 25-member board of directors, representing business, labor, consumers, health care providers, insurers and state government.

Joe Martin, Executive Director  
225 Market Street, Suite 400, Harrisburg, PA 17101  
717-232-6787 • [www.phc4.org](http://www.phc4.org)





# Schuylkill County

## Common Outpatient Procedures for Schuylkill County Residents in FY 2015



This brief focuses on 12 outpatient procedures commonly performed in Pennsylvania, with specific data shown for Schuylkill County.

**1 in 14 County Residents.** In FY 2015, 10,243 (1 in 14) Schuylkill County residents underwent at least one of the following 12 common outpatient procedures in a Pennsylvania (PA) facility. Some of these residents had multiple outpatient visits, for a total of 12,468 visits for these procedures.

Common Outpatient Procedures	Procedure Count for County Residents	% Freestanding Ambulatory Center	% Hospital Outpatient Department	Procedure Rate per 10,000 Residents	
				County Rate	State Rate
Colonoscopy with/without Biopsy	5,275	81.6%	18.4%	361.8	335.8
Disintegration of Kidney Stones using Shock Waves	309	13.3%	86.7%	21.2	16.6
Incision and Drainage of Ear Drum	375	53.1%	46.9%	25.7	15.7
Injection of Spine for Pain Management	1,548	55.0%	45.0%	106.2	111.5
Release of Carpal Tunnel and Other Nerves in Arms/Legs	659	63.4%	36.6%	45.2	29.8
Removal of Breast Tumor or Partial Mastectomy	199	17.1%	82.9%	13.6	13.0
Removal of Bunion and Repair of Toe Deformity	128	39.1%	60.9%	8.8	10.9
Removal of Cataract and Insertion of Lens	2,675	97.9%	2.1%	183.5	149.5
Removal of Gallbladder and/or Gallstones	295	11.9%	88.1%	20.2	18.9
Removal of Tonsils and Adenoids	275	58.9%	41.1%	18.9	16.1
Repair of Hernia in Groin	304	27.6%	72.4%	20.9	17.9
Repair of Torn Knee Cartilage	474	57.8%	42.2%	32.5	27.6

These procedures were defined using the Agency for Healthcare Research and Quality's Clinical Classifications Software. Outpatient procedures that were incorporated into inpatient records (e.g., outpatient diagnostic services for patients admitted to the hospital within 3 days of their outpatient visit) were not included here. NR = Not reported due to volume limitations

Statewide, 801,686 PA residents had at least one of these outpatient procedures, and about 16% of residents had several visits, for a total of 972,061 outpatient visits for these 12 procedures for PA residents.

### PA Health Care Cost Containment Council



PHC4's outpatient procedure data, available through its special request program, is an important resource for data users in studying issues such as access to care, cost and reimbursements, community need, and strategic planning.

## Where did Schuylkill County residents have these outpatient procedures?

Includes data from FY 2014 through FY 2015 to maximize reporting

	Top 3 Facilities	Number (%)		Top 3 Facilities	Number (%)
Colonoscopy with/without Biopsy	Schuylkill Endoscopy	5,946 (56.5%)	Removal of Bunion and Repair of Toe Deformity	Reading SC/Spring Ridge	36 (13.8%)
	SC Pottsville	664 (6.3%)		Schuylkill-South Jackson	32 (12.3%)
	Geisinger/Danville	453 (4.3%)		Reading ASC	29 (11.1%)
Disintegration of Kidney Stones using Shock Waves	Schuylkill-South Jackson	342 (56.8%)	Removal of Cataract and Insertion of Lens	SC Pottsville	1,861 (34.9%)
	St Luke's Miners	50 (8.3%)		Progressive Surgical Inst	1,364 (25.6%)
	Geisinger/Danville	24 (4.0%)		Mahoning Valley ASC	947 (17.8%)
Incision and Drainage of Ear Drum	Schuylkill-South Jackson	343 (47.6%)	Removal of Gallbladder and/or Gallstones	Schuylkill-South Jackson	175 (25.3%)
	SC Pottsville	217 (30.1%)		Schuylkill-East Norwegian	148 (21.4%)
	Center for Advanced Surg	26 (3.6%)		Geisinger/Danville	68 (9.8%)
Injection of Spine for Pain Management	Schuylkill-South Jackson	751 (23.5%)	Removal of Tonsils and Adenoids	Schuylkill-South Jackson	325 (47.9%)
	Reading ASC	462 (14.5%)		SC Pottsville	196 (28.9%)
	SC Pottsville	363 (11.4%)		Geisinger/Danville	25 (3.7%)
Release of Carpal Tunnel and Other Nerves in Arms/Legs	SC Pottsville	174 (12.7%)	Repair of Hernia in Groin	SC Pottsville	146 (22.2%)
	Schuylkill-South Jackson	173 (12.6%)		Schuylkill-East Norwegian	121 (18.4%)
	Keystone SC	150 (10.9%)		Schuylkill-South Jackson	113 (17.2%)
Removal of Breast Tumor or Partial Mastectomy	Schuylkill-South Jackson	216 (49.7%)	Repair of Torn Knee Cartilage	SC Pottsville	162 (17.1%)
	Schuylkill-East Norwegian	26 (6.0%)		Schuylkill-South Jackson	151 (16.0%)
	SC Pottsville	25 (5.7%)		Reading ASC	142 (15.0%)

NR = Not reported due to volume limitations

NA = Not applicable

SC = Surgical/Surgery Center

## Common outpatient procedures among county residents, by anticipated payer in FY 2015

	Medicare	Medicaid	Commercial	Other*
Colonoscopy with/without Biopsy	36.4%	2.8%	56.5%	4.2%
Disintegration of Kidney Stones using Shock Waves	26.9%	3.2%	67.0%	2.9%
Incision and Drainage of Ear Drum	9.9%	20.0%	67.7%	2.4%
Injection of Spine for Pain Management	39.3%	2.7%	55.6%	2.4%
Release of Carpal Tunnel and Other Nerves in Arms/Legs	25.3%	6.4%	66.5%	1.8%
Removal of Breast Tumor or Partial Mastectomy	29.1%	NR	65.8%	NR
Removal of Bunion and Repair of Toe Deformity	27.3%	NR	68.0%	NR
Removal of Cataract and Insertion of Lens	72.8%	1.0%	24.7%	1.5%
Removal of Gallbladder and/or Gallstones	17.3%	9.5%	71.2%	2.0%
Removal of Tonsils and Adenoids	1.8%	19.3%	76.4%	2.5%
Repair of Hernia in Groin	29.3%	5.9%	60.5%	4.3%
Repair of Torn Knee Cartilage	16.9%	5.9%	74.7%	2.5%

\* Other government, self-pay, and unknown payer.

NR= Not reported due to volume limitations

*Want to know what Medicare pays health care facilities in PA for common outpatient services such as cataract surgery or biopsies? Then visit PHC4's website at [www.phc4.org](http://www.phc4.org) and click on the interactive database of Medicare Payment Information for Common Outpatient Services.*

### About PHC4

Created by the PA General Assembly in 1986, the PA Health Care Cost Containment Council (PHC4) is an independent state agency charged with collecting, analyzing and reporting information that can be used to improve the quality and restrain the cost of health care in the state. Today, PHC4 is a recognized national leader in public health care reporting. More than 840,000 public reports on patient treatment results are downloaded from the PHC4 website each year, and nearly 100 organizations and individuals annually utilize PHC4's special requests process to access and use data. PHC4 is governed by a 25-member board of directors, representing business, labor, consumers, health care providers, insurers and state government.

Joe Martin, Executive Director  
225 Market Street, Suite 400, Harrisburg, PA 17101  
717-232-6787 • [www.phc4.org](http://www.phc4.org)



# Snyder County

## Common Outpatient Procedures for Snyder County Residents in FY 2015



This brief focuses on 12 outpatient procedures commonly performed in Pennsylvania, with specific data shown for Snyder County.

**1 in 16 County Residents.** In FY 2015, 2,521 (1 in 16) Snyder County residents underwent at least one of the following 12 common outpatient procedures in a Pennsylvania (PA) facility. Some of these residents had multiple outpatient visits, for a total of 3,041 visits for these procedures.

Common Outpatient Procedures	Procedure Count for County Residents	% Freestanding Ambulatory Center	% Hospital Outpatient Department	Procedure Rate per 10,000 Residents	
				County Rate	State Rate
Colonoscopy with/without Biopsy	1,410	72.2%	27.8%	349.7	335.8
Disintegration of Kidney Stones using Shock Waves	73	0.0%	100.0%	18.1	16.6
Incision and Drainage of Ear Drum	74	74.3%	25.7%	18.4	15.7
Injection of Spine for Pain Management	301	35.9%	64.1%	74.6	111.5
Release of Carpal Tunnel and Other Nerves in Arms/Legs	152	14.5%	85.5%	37.7	29.8
Removal of Breast Tumor or Partial Mastectomy	41	17.1%	82.9%	10.2	13.0
Removal of Bunion and Repair of Toe Deformity	42	42.9%	57.1%	10.4	10.9
Removal of Cataract and Insertion of Lens	605	90.7%	9.3%	150.0	149.5
Removal of Gallbladder and/or Gallstones	95	2.1%	97.9%	23.6	18.9
Removal of Tonsils and Adenoids	64	57.8%	42.2%	15.9	16.1
Repair of Hernia in Groin	74	9.5%	90.5%	18.4	17.9
Repair of Torn Knee Cartilage	123	19.5%	80.5%	30.5	27.6

These procedures were defined using the Agency for Healthcare Research and Quality's Clinical Classifications Software. Outpatient procedures that were incorporated into inpatient records (e.g., outpatient diagnostic services for patients admitted to the hospital within 3 days of their outpatient visit) were not included here. NR = Not reported due to volume limitations

Statewide, 801,686 PA residents had at least one of these outpatient procedures, and about 16% of residents had several visits, for a total of 972,061 outpatient visits for these 12 procedures for PA residents.

### PA Health Care Cost Containment Council



PHC4's outpatient procedure data, available through its special request program, is an important resource for data users in studying issues such as access to care, cost and reimbursements, community need, and strategic planning.

## Where did Snyder County residents have these outpatient procedures?

Includes data from FY 2014 through FY 2015 to maximize reporting

	Top 3 Facilities	Number (%)		Top 3 Facilities	Number (%)
Colonoscopy with/without Biopsy	Central PA Endoscopy Ctr	1,298 (46.1%)	Removal of Bunion and Repair of Toe Deformity	Evangelical Community	41 (45.1%)
	Sunbury Community	413 (14.7%)		Brookpark SC	32 (35.2%)
	Geisinger/Danville	316 (11.2%)		Geisinger OP Woodbine	7 (7.7%)
Disintegration of Kidney Stones using Shock Waves	Evangelical Community	77 (56.2%)	Removal of Cataract and Insertion of Lens	SC Central PA	658 (54.2%)
	Geisinger/Danville	30 (21.9%)		Betz Ophthalmology	230 (18.9%)
	Sunbury Community	20 (14.6%)		Geisinger OP Woodbine	192 (15.8%)
Incision and Drainage of Ear Drum	SC Central PA	64 (46.0%)	Removal of Gallbladder and/or Gallstones	Evangelical Community	109 (52.9%)
	Geisinger OP Woodbine	30 (21.6%)		Geisinger/Danville	51 (24.8%)
	Evangelical Community	21 (15.1%)		Sunbury Community	33 (16.0%)
Injection of Spine for Pain Management	Evangelical Community	163 (31.2%)	Removal of Tonsils and Adenoids	SC Central PA	66 (45.8%)
	Evangelical ASC	125 (23.9%)		Evangelical Community	41 (28.5%)
	Geisinger/Danville	114 (21.8%)		Geisinger/Danville	20 (13.9%)
Release of Carpal Tunnel and Other Nerves in Arms/Legs	Evangelical Community	199 (68.4%)	Repair of Hernia in Groin	Evangelical Community	85 (52.5%)
	Geisinger OP Woodbine	45 (15.5%)		Geisinger/Danville	28 (17.3%)
	Geisinger/Danville	22 (7.6%)		Sunbury Community	26 (16.0%)
Removal of Breast Tumor or Partial Mastectomy	Evangelical Community	53 (71.6%)	Repair of Torn Knee Cartilage	Evangelical Community	157 (66.8%)
	Geisinger OP Woodbine	9 (12.2%)		Geisinger OP Woodbine	36 (15.3%)
	Geisinger/Danville	5 (6.8%)		Geisinger/Danville	15 (6.4%)

NR = Not reported due to volume limitations

NA = Not applicable

SC = Surgical/Surgery Center

## Common outpatient procedures among county residents, by anticipated payer in FY 2015

	Medicare	Medicaid	Commercial	Other*
Colonoscopy with/without Biopsy	37.5%	4.4%	54.3%	3.8%
Disintegration of Kidney Stones using Shock Waves	45.2%	NR	47.9%	NR
Incision and Drainage of Ear Drum	NR	25.7%	68.9%	NR
Injection of Spine for Pain Management	51.8%	1.7%	42.9%	3.7%
Release of Carpal Tunnel and Other Nerves in Arms/Legs	32.2%	NR	58.6%	NR
Removal of Breast Tumor or Partial Mastectomy	34.1%	NR	53.7%	NR
Removal of Bunion and Repair of Toe Deformity	38.1%	NR	57.1%	NR
Removal of Cataract and Insertion of Lens	62.3%	1.5%	34.2%	2.0%
Removal of Gallbladder and/or Gallstones	26.3%	20.0%	48.4%	5.3%
Removal of Tonsils and Adenoids	NR	26.6%	67.2%	NR
Repair of Hernia in Groin	24.3%	8.1%	59.5%	8.1%
Repair of Torn Knee Cartilage	13.8%	NR	78.9%	NR

\* Other government, self-pay, and unknown payer.

NR= Not reported due to volume limitations

*Want to know what Medicare pays health care facilities in PA for common outpatient services such as cataract surgery or biopsies? Then visit PHC4's website at [www.phc4.org](http://www.phc4.org) and click on the interactive database of Medicare Payment Information for Common Outpatient Services.*

### About PHC4

Created by the PA General Assembly in 1986, the PA Health Care Cost Containment Council (PHC4) is an independent state agency charged with collecting, analyzing and reporting information that can be used to improve the quality and restrain the cost of health care in the state. Today, PHC4 is a recognized national leader in public health care reporting. More than 840,000 public reports on patient treatment results are downloaded from the PHC4 website each year, and nearly 100 organizations and individuals annually utilize PHC4's special requests process to access and use data. PHC4 is governed by a 25-member board of directors, representing business, labor, consumers, health care providers, insurers and state government.

Joe Martin, Executive Director  
225 Market Street, Suite 400, Harrisburg, PA 17101  
717-232-6787 • [www.phc4.org](http://www.phc4.org)



# Somerset County

## Common Outpatient Procedures for Somerset County Residents in FY 2015



This brief focuses on 12 outpatient procedures commonly performed in Pennsylvania, with specific data shown for Somerset County.

**1 in 13 County Residents.** In FY 2015, 5,964 (1 in 13) Somerset County residents underwent at least one of the following 12 common outpatient procedures in a Pennsylvania (PA) facility. Some of these residents had multiple outpatient visits, for a total of 7,007 visits for these procedures.

Common Outpatient Procedures	Procedure Count for County Residents	% Freestanding Ambulatory Center	% Hospital Outpatient Department	Procedure Rate per 10,000 Residents	
				County Rate	State Rate
Colonoscopy with/without Biopsy	3,486	2.1%	97.9%	457.4	335.8
Disintegration of Kidney Stones using Shock Waves	135	0.7%	99.3%	17.7	16.6
Incision and Drainage of Ear Drum	119	26.9%	73.1%	15.6	15.7
Injection of Spine for Pain Management	342	14.6%	85.4%	44.9	111.5
Release of Carpal Tunnel and Other Nerves in Arms/Legs	371	49.3%	50.7%	48.7	29.8
Removal of Breast Tumor or Partial Mastectomy	94	51.1%	48.9%	12.3	13.0
Removal of Bunion and Repair of Toe Deformity	100	11.0%	89.0%	13.1	10.9
Removal of Cataract and Insertion of Lens	1,505	54.6%	45.4%	197.5	149.5
Removal of Gallbladder and/or Gallstones	336	0.0%	100.0%	44.1	18.9
Removal of Tonsils and Adenoids	144	27.8%	72.2%	18.9	16.1
Repair of Hernia in Groin	147	26.5%	73.5%	19.3	17.9
Repair of Torn Knee Cartilage	246	26.4%	73.6%	32.3	27.6

These procedures were defined using the Agency for Healthcare Research and Quality's Clinical Classifications Software. Outpatient procedures that were incorporated into inpatient records (e.g., outpatient diagnostic services for patients admitted to the hospital within 3 days of their outpatient visit) were not included here. NR = Not reported due to volume limitations

Statewide, 801,686 PA residents had at least one of these outpatient procedures, and about 16% of residents had several visits, for a total of 972,061 outpatient visits for these 12 procedures for PA residents.

### PA Health Care Cost Containment Council



PHC4's outpatient procedure data, available through its special request program, is an important resource for data users in studying issues such as access to care, cost and reimbursements, community need, and strategic planning.

## Where did Somerset County residents have these outpatient procedures?

Includes data from FY 2014 through FY 2015 to maximize reporting

	Top 3 Facilities	Number (%)		Top 3 Facilities	Number (%)
Colonoscopy with/without Biopsy	Somerset	3,521 (51.4%)	Removal of Bunion and Repair of Toe Deformity	Somerset	88 (45.6%)
	Windber	1,620 (23.7%)		Windber	55 (28.5%)
	Conemaugh Memorial	1,088 (15.9%)		Lee ASC	8 (4.1%)
Disintegration of Kidney Stones using Shock Waves	Conemaugh Memorial	133 (48.7%)	Removal of Cataract and Insertion of Lens	Ophthalmic Associates SC	1,477 (50.4%)
	Somerset	105 (38.5%)		Somerset	1,013 (34.5%)
	UPMC Presby Shadyside	9 (3.3%)		Conemaugh Meyersdale	155 (5.3%)
Incision and Drainage of Ear Drum	Somerset	87 (42.6%)	Removal of Gallbladder and/or Gallstones	Somerset	423 (62.9%)
	Conemaugh Memorial	36 (17.6%)		Conemaugh Memorial	157 (23.3%)
	Lee ASC	34 (16.7%)		Windber	68 (10.1%)
Injection of Spine for Pain Management	Conemaugh Memorial	300 (37.0%)	Removal of Tonsils and Adenoids	Somerset	114 (43.3%)
	Somerset	259 (31.9%)		Conemaugh Memorial	60 (22.8%)
	UPMC Presby Shadyside	60 (7.4%)		Lee ASC	45 (17.1%)
Release of Carpal Tunnel and Other Nerves in Arms/Legs	Lee ASC	223 (30.5%)	Repair of Hernia in Groin	Somerset	85 (28.7%)
	Somerset	214 (29.3%)		Lee ASC	71 (24.0%)
	Conemaugh Memorial	79 (10.8%)		Windber	57 (19.3%)
Removal of Breast Tumor or Partial Mastectomy	Lee ASC	82 (44.1%)	Repair of Torn Knee Cartilage	Conemaugh Memorial	171 (35.9%)
	Windber	43 (23.1%)		Lee ASC	126 (26.5%)
	Conemaugh Memorial	27 (14.5%)		Somerset	100 (21.0%)

NR = Not reported due to volume limitations

NA = Not applicable

SC = Surgical/Surgery Center

## Common outpatient procedures among county residents, by anticipated payer in FY 2015

	Medicare	Medicaid	Commercial	Other*
Colonoscopy with/without Biopsy	38.3%	6.5%	44.9%	10.3%
Disintegration of Kidney Stones using Shock Waves	47.4%	5.2%	34.8%	12.6%
Incision and Drainage of Ear Drum	NR	35.3%	52.9%	NR
Injection of Spine for Pain Management	39.2%	9.6%	47.1%	4.1%
Release of Carpal Tunnel and Other Nerves in Arms/Legs	30.5%	11.9%	48.8%	8.9%
Removal of Breast Tumor or Partial Mastectomy	38.3%	NR	50.0%	NR
Removal of Bunion and Repair of Toe Deformity	32.0%	6.0%	55.0%	7.0%
Removal of Cataract and Insertion of Lens	63.3%	2.3%	29.2%	5.2%
Removal of Gallbladder and/or Gallstones	21.1%	16.4%	50.6%	11.9%
Removal of Tonsils and Adenoids	NR	25.7%	62.5%	NR
Repair of Hernia in Groin	31.3%	8.2%	45.6%	15.0%
Repair of Torn Knee Cartilage	15.9%	4.5%	71.1%	8.5%

\* Other government, self-pay, and unknown payer.

NR= Not reported due to volume limitations

*Want to know what Medicare pays health care facilities in PA for common outpatient services such as cataract surgery or biopsies? Then visit PHC4's website at [www.phc4.org](http://www.phc4.org) and click on the interactive database of Medicare Payment Information for Common Outpatient Services.*

### About PHC4

Created by the PA General Assembly in 1986, the PA Health Care Cost Containment Council (PHC4) is an independent state agency charged with collecting, analyzing and reporting information that can be used to improve the quality and restrain the cost of health care in the state. Today, PHC4 is a recognized national leader in public health care reporting. More than 840,000 public reports on patient treatment results are downloaded from the PHC4 website each year, and nearly 100 organizations and individuals annually utilize PHC4's special requests process to access and use data. PHC4 is governed by a 25-member board of directors, representing business, labor, consumers, health care providers, insurers and state government.

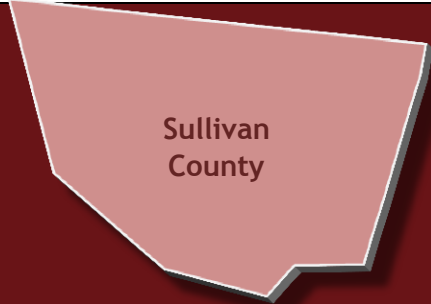
Joe Martin, Executive Director  
225 Market Street, Suite 400, Harrisburg, PA 17101  
717-232-6787 • [www.phc4.org](http://www.phc4.org)





# Sullivan County

## Common Outpatient Procedures for Sullivan County Residents in FY 2015



This brief focuses on 12 outpatient procedures commonly performed in Pennsylvania, with specific data shown for Sullivan County.

**1 in 15 County Residents.** In FY 2015, 436 (1 in 15) Sullivan County residents underwent at least one of the following 12 common outpatient procedures in a Pennsylvania (PA) facility. Some of these residents had multiple outpatient visits, for a total of 526 visits for these procedures.

Common Outpatient Procedures	Procedure Count for County Residents	% Freestanding Ambulatory Center	% Hospital Outpatient Department	Procedure Rate per 10,000 Residents	
				County Rate	State Rate
Colonoscopy with/without Biopsy	250	48.0%	52.0%	394.4	335.8
Disintegration of Kidney Stones using Shock Waves	15	0.0%	100.0%	23.7	16.6
Incision and Drainage of Ear Drum	5	20.0%	80.0%	7.9	15.7
Injection of Spine for Pain Management	44	2.3%	97.7%	69.4	111.5
Release of Carpal Tunnel and Other Nerves in Arms/Legs	25	28.0%	72.0%	39.4	29.8
Removal of Breast Tumor or Partial Mastectomy	13	0.0%	100.0%	20.5	13.0
Removal of Bunion and Repair of Toe Deformity	5	60.0%	40.0%	7.9	10.9
Removal of Cataract and Insertion of Lens	105	54.3%	45.7%	165.6	149.5
Removal of Gallbladder and/or Gallstones	17	0.0%	100.0%	26.8	18.9
Removal of Tonsils and Adenoids	10	10.0%	90.0%	15.8	16.1
Repair of Hernia in Groin	18	0.0%	100.0%	28.4	17.9
Repair of Torn Knee Cartilage	21	14.3%	85.7%	33.1	27.6

These procedures were defined using the Agency for Healthcare Research and Quality's Clinical Classifications Software. Outpatient procedures that were incorporated into inpatient records (e.g., outpatient diagnostic services for patients admitted to the hospital within 3 days of their outpatient visit) were not included here. NR = Not reported due to volume limitations

Statewide, 801,686 PA residents had at least one of these outpatient procedures, and about 16% of residents had several visits, for a total of 972,061 outpatient visits for these 12 procedures for PA residents.

### PA Health Care Cost Containment Council



PHC4's outpatient procedure data, available through its special request program, is an important resource for data users in studying issues such as access to care, cost and reimbursements, community need, and strategic planning.

## Where did Sullivan County residents have these outpatient procedures?

Includes data from FY 2014 through FY 2015 to maximize reporting

	Top 3 Facilities	Number (%)		Top 3 Facilities	Number (%)
Colonoscopy with/without Biopsy	Robert Packer Endoscopy	109 (24.1%)	Removal of Bunion and Repair of Toe Deformity	Guthrie Towanda Memorial	5 (41.7%)
	Susquehanna Endoscopy	94 (20.8%)		NR	<5 (NR)
	Guthrie Towanda Memorial	54 (11.9%)		NR	<5 (NR)
Disintegration of Kidney Stones using Shock Waves	Divine Providence	16 (53.3%)	Removal of Cataract and Insertion of Lens	SC Central PA	102 (42.3%)
	NR	<5 (NR)		Robert Packer	82 (34.0%)
	NR	<5 (NR)		Muncy Valley	19 (7.9%)
Incision and Drainage of Ear Drum	NR	<5 (NR)	Removal of Gallbladder and/or Gallstones	Geisinger/Danville	8 (29.6%)
	NR	<5 (NR)		Guthrie Towanda Memorial	5 (18.5%)
	NR	<5 (NR)		NR	<5 (NR)
Injection of Spine for Pain Management	Robert Packer	38 (48.1%)	Removal of Tonsils and Adenoids	Guthrie Towanda Memorial	7 (36.8%)
	Geisinger/Danville	16 (20.3%)		Robert Packer	7 (36.8%)
	Geisinger Wyoming Valley	5 (6.3%)		NR	<5 (NR)
Release of Carpal Tunnel and Other Nerves in Arms/Legs	Robert Packer	10 (27.8%)	Repair of Hernia in Groin	Geisinger/Danville	6 (25.0%)
	Williamsport Regional	9 (25.0%)		NR	<5 (NR)
	NR	<5 (NR)		NR	<5 (NR)
Removal of Breast Tumor or Partial Mastectomy	Robert Packer	10 (47.6%)	Repair of Torn Knee Cartilage	Robert Packer	10 (33.3%)
	Divine Providence	8 (38.1%)		Williamsport Regional	9 (30.0%)
	NR	<5 (NR)		NR	<5 (NR)

NR = Not reported due to volume limitations

NA = Not applicable

SC = Surgical/Surgery Center

## Common outpatient procedures among county residents, by anticipated payer in FY 2015

	Medicare	Medicaid	Commercial	Other*
Colonoscopy with/without Biopsy	48.4%	4.4%	42.4%	4.8%
Disintegration of Kidney Stones using Shock Waves	80.0%	NR	NR	NR
Incision and Drainage of Ear Drum	NR	NR	NR	NR
Injection of Spine for Pain Management	54.5%	NR	38.6%	NR
Release of Carpal Tunnel and Other Nerves in Arms/Legs	28.0%	NR	64.0%	NR
Removal of Breast Tumor or Partial Mastectomy	61.5%	NR	38.5%	NR
Removal of Bunion and Repair of Toe Deformity	NR	NR	NR	NR
Removal of Cataract and Insertion of Lens	79.0%	NR	19.0%	NR
Removal of Gallbladder and/or Gallstones	NR	NR	52.9%	NR
Removal of Tonsils and Adenoids	NR	NR	70.0%	NR
Repair of Hernia in Groin	33.3%	NR	50.0%	NR
Repair of Torn Knee Cartilage	23.8%	NR	76.2%	NR

\* Other government, self-pay, and unknown payer.

NR= Not reported due to volume limitations

*Want to know what Medicare pays health care facilities in PA for common outpatient services such as cataract surgery or biopsies? Then visit PHC4's website at [www.phc4.org](http://www.phc4.org) and click on the interactive database of Medicare Payment Information for Common Outpatient Services.*

### About PHC4

Created by the PA General Assembly in 1986, the PA Health Care Cost Containment Council (PHC4) is an independent state agency charged with collecting, analyzing and reporting information that can be used to improve the quality and restrain the cost of health care in the state. Today, PHC4 is a recognized national leader in public health care reporting. More than 840,000 public reports on patient treatment results are downloaded from the PHC4 website each year, and nearly 100 organizations and individuals annually utilize PHC4's special requests process to access and use data. PHC4 is governed by a 25-member board of directors, representing business, labor, consumers, health care providers, insurers and state government.

Joe Martin, Executive Director  
225 Market Street, Suite 400, Harrisburg, PA 17101  
717-232-6787 • [www.phc4.org](http://www.phc4.org)



# Susquehanna County

## Common Outpatient Procedures for Susquehanna County Residents in FY 2015

Susquehanna  
County

This brief focuses on 12 outpatient procedures commonly performed in Pennsylvania, with specific data shown for Susquehanna County.

**1 in 22 County Residents.** In FY 2015, 1,883 (1 in 22) Susquehanna County residents underwent at least one of the following 12 common outpatient procedures in a Pennsylvania (PA) facility. Some of these residents had multiple outpatient visits, for a total of 2,266 visits for these procedures.

Common Outpatient Procedures	Procedure Count for County Residents	% Freestanding Ambulatory Center	% Hospital Outpatient Department	Procedure Rate per 10,000 Residents	
				County Rate	State Rate
Colonoscopy with/without Biopsy	1,083	56.0%	44.0%	258.3	335.8
Disintegration of Kidney Stones using Shock Waves	38	63.2%	36.8%	9.1	16.6
Incision and Drainage of Ear Drum	39	46.2%	53.8%	9.3	15.7
Injection of Spine for Pain Management	147	57.1%	42.9%	35.1	111.5
Release of Carpal Tunnel and Other Nerves in Arms/Legs	73	37.0%	63.0%	17.4	29.8
Removal of Breast Tumor or Partial Mastectomy	27	11.1%	88.9%	6.4	13.0
Removal of Bunion and Repair of Toe Deformity	26	53.8%	46.2%	6.2	10.9
Removal of Cataract and Insertion of Lens	584	89.2%	10.8%	139.3	149.5
Removal of Gallbladder and/or Gallstones	83	0.0%	100.0%	19.8	18.9
Removal of Tonsils and Adenoids	43	34.9%	65.1%	10.3	16.1
Repair of Hernia in Groin	68	4.4%	95.6%	16.2	17.9
Repair of Torn Knee Cartilage	62	43.5%	56.5%	14.8	27.6

These procedures were defined using the Agency for Healthcare Research and Quality's Clinical Classifications Software. Outpatient procedures that were incorporated into inpatient records (e.g., outpatient diagnostic services for patients admitted to the hospital within 3 days of their outpatient visit) were not included here. NR = Not reported due to volume limitations

Statewide, 801,686 PA residents had at least one of these outpatient procedures, and about 16% of residents had several visits, for a total of 972,061 outpatient visits for these 12 procedures for PA residents.

### PA Health Care Cost Containment Council



PHC4's outpatient procedure data, available through its special request program, is an important resource for data users in studying issues such as access to care, cost and reimbursements, community need, and strategic planning.

## Where did Susquehanna County residents have these outpatient procedures?

Includes data from FY 2014 through FY 2015 to maximize reporting

	Top 3 Facilities	Number (%)		Top 3 Facilities	Number (%)
Colonoscopy with/without Biopsy	Endless Mountains	526 (22.7%)	Removal of Bunion and Repair of Toe Deformity	Geisinger-Community	16 (30.2%)
	Eynon SC	454 (19.6%)		North East SC	14 (26.4%)
	Mountain Laurel SC	335 (14.5%)		Regional Hospital SC	11 (20.8%)
Disintegration of Kidney Stones using Shock Waves	North East SC	34 (42.5%)	Removal of Cataract and Insertion of Lens	NEI AS	923 (81.3%)
	Regional Scranton	12 (15.0%)		Robert Packer	61 (5.4%)
	Geisinger Wyoming Valley	8 (10.0%)		Kingston Ophthalmology	35 (3.1%)
Incision and Drainage of Ear Drum	Tyler Memorial	24 (29.3%)	Removal of Gallbladder and/or Gallstones	Geisinger-Community	29 (18.0%)
	North East SC	14 (17.1%)		Endless Mountains	26 (16.1%)
	Same Day Geisinger South	13 (15.9%)		* See footnote	24 (14.9%)
Injection of Spine for Pain Management	North East SC	123 (35.9%)	Removal of Tonsils and Adenoids	Tyler Memorial	16 (18.6%)
	Geisinger-Community	88 (25.7%)		Geisinger-Community	12 (14.0%)
	Barnes-Kasson County	51 (14.9%)		Regional Scranton	12 (14.0%)
Release of Carpal Tunnel and Other Nerves in Arms/Legs	Endless Mountains	51 (34.5%)	Repair of Hernia in Groin	Endless Mountains	24 (19.2%)
	North East SC	47 (31.8%)		Regional Scranton	24 (19.2%)
	Same Day Geisinger South	9 (6.1%)		Tyler Memorial	18 (14.4%)
Removal of Breast Tumor or Partial Mastectomy	Moses Taylor	15 (28.8%)	Repair of Torn Knee Cartilage	North East SC	45 (37.5%)
	North East SC	8 (15.4%)		Endless Mountains	39 (32.5%)
	Regional Scranton	8 (15.4%)		Regional Scranton	10 (8.3%)

NR = Not reported due to volume limitations

\* Regional Scranton and Tyler Memorial were tied at 24.

NA = Not applicable

SC = Surgical/Surgery Center

## Common outpatient procedures among county residents, by anticipated payer in FY 2015

	Medicare	Medicaid	Commercial	Other*
Colonoscopy with/without Biopsy	35.2%	7.7%	55.1%	2.0%
Disintegration of Kidney Stones using Shock Waves	31.6%	NR	55.3%	NR
Incision and Drainage of Ear Drum	NR	35.9%	64.1%	NR
Injection of Spine for Pain Management	35.4%	NR	57.8%	NR
Release of Carpal Tunnel and Other Nerves in Arms/Legs	39.7%	NR	45.2%	NR
Removal of Breast Tumor or Partial Mastectomy	44.4%	NR	48.1%	NR
Removal of Bunion and Repair of Toe Deformity	34.6%	NR	50.0%	NR
Removal of Cataract and Insertion of Lens	71.6%	1.2%	25.0%	2.2%
Removal of Gallbladder and/or Gallstones	26.5%	NR	56.6%	NR
Removal of Tonsils and Adenoids	NR	34.9%	65.1%	NR
Repair of Hernia in Groin	32.4%	NR	57.4%	NR
Repair of Torn Knee Cartilage	17.7%	NR	72.6%	NR

\* Other government, self-pay, and unknown payer.

NR= Not reported due to volume limitations

*Want to know what Medicare pays health care facilities in PA for common outpatient services such as cataract surgery or biopsies? Then visit PHC4's website at [www.phc4.org](http://www.phc4.org) and click on the interactive database of Medicare Payment Information for Common Outpatient Services.*

### About PHC4

Created by the PA General Assembly in 1986, the PA Health Care Cost Containment Council (PHC4) is an independent state agency charged with collecting, analyzing and reporting information that can be used to improve the quality and restrain the cost of health care in the state. Today, PHC4 is a recognized national leader in public health care reporting. More than 840,000 public reports on patient treatment results are downloaded from the PHC4 website each year, and nearly 100 organizations and individuals annually utilize PHC4's special requests process to access and use data. PHC4 is governed by a 25-member board of directors, representing business, labor, consumers, health care providers, insurers and state government.

Joe Martin, Executive Director  
225 Market Street, Suite 400, Harrisburg, PA 17101  
717-232-6787 • [www.phc4.org](http://www.phc4.org)



# Tioga County

## Common Outpatient Procedures for Tioga County Residents in FY 2015



This brief focuses on 12 outpatient procedures commonly performed in Pennsylvania, with specific data shown for Tioga County.

**1 in 18 County Residents.** In FY 2015, 2,330 (1 in 18) Tioga County residents underwent at least one of the following 12 common outpatient procedures in a Pennsylvania (PA) facility. Some of these residents had multiple outpatient visits, for a total of 2,699 visits for these procedures.

Common Outpatient Procedures	Procedure Count for County Residents	% Freestanding Ambulatory Center	% Hospital Outpatient Department	Procedure Rate per 10,000 Residents	
				County Rate	State Rate
Colonoscopy with/without Biopsy	1,397	16.6%	83.4%	330.5	335.8
Disintegration of Kidney Stones using Shock Waves	50	0.0%	100.0%	11.8	16.6
Incision and Drainage of Ear Drum	70	7.1%	92.9%	16.6	15.7
Injection of Spine for Pain Management	157	5.1%	94.9%	37.1	111.5
Release of Carpal Tunnel and Other Nerves in Arms/Legs	112	2.7%	97.3%	26.5	29.8
Removal of Breast Tumor or Partial Mastectomy	63	1.6%	98.4%	14.9	13.0
Removal of Bunion and Repair of Toe Deformity	33	6.1%	93.9%	7.8	10.9
Removal of Cataract and Insertion of Lens	500	17.0%	83.0%	118.3	149.5
Removal of Gallbladder and/or Gallstones	129	0.0%	100.0%	30.5	18.9
Removal of Tonsils and Adenoids	92	4.3%	95.7%	21.8	16.1
Repair of Hernia in Groin	73	2.7%	97.3%	17.3	17.9
Repair of Torn Knee Cartilage	45	4.4%	95.6%	10.6	27.6

These procedures were defined using the Agency for Healthcare Research and Quality's Clinical Classifications Software. Outpatient procedures that were incorporated into inpatient records (e.g., outpatient diagnostic services for patients admitted to the hospital within 3 days of their outpatient visit) were not included here. NR = Not reported due to volume limitations

Statewide, 801,686 PA residents had at least one of these outpatient procedures, and about 16% of residents had several visits, for a total of 972,061 outpatient visits for these 12 procedures for PA residents.



PHC4's outpatient procedure data, available through its special request program, is an important resource for data users in studying issues such as access to care, cost and reimbursements, community need, and strategic planning.

## Where did Tioga County residents have these outpatient procedures?

Includes data from FY 2014 through FY 2015 to maximize reporting

	Top 3 Facilities	Number (%)		Top 3 Facilities	Number (%)
Colonoscopy with/without Biopsy	Soldiers & Sailors	915 (51.5%)	Removal of Bunion and Repair of Toe Deformity	Soldiers & Sailors	26 (56.5%)
	Robert Packer Endoscopy	347 (19.5%)		Robert Packer	6 (13.0%)
	Robert Packer	99 (5.6%)		NR	<5 (NR)
Disintegration of Kidney Stones using Shock Waves	Divine Providence	22 (31.0%)	Removal of Cataract and Insertion of Lens	Robert Packer	316 (42.0%)
	Soldiers & Sailors	21 (29.6%)		Soldiers & Sailors	212 (28.2%)
	Williamsport Regional	12 (16.9%)		SC Central PA	146 (19.4%)
Incision and Drainage of Ear Drum	Robert Packer	68 (51.1%)	Removal of Gallbladder and/or Gallstones	Soldiers & Sailors	92 (61.7%)
	Geisinger/Danville	18 (13.5%)		Robert Packer	21 (14.1%)
	Divine Providence	12 (9.0%)		Troy Community	10 (6.7%)
Injection of Spine for Pain Management	Robert Packer	152 (52.1%)	Removal of Tonsils and Adenoids	Robert Packer	84 (52.8%)
	Charles Cole Memorial	35 (12.0%)		Soldiers & Sailors	16 (10.1%)
	Troy Community	31 (10.6%)		Geisinger/Danville	14 (8.8%)
Release of Carpal Tunnel and Other Nerves in Arms/Legs	Soldiers & Sailors	56 (38.4%)	Repair of Hernia in Groin	Soldiers & Sailors	41 (43.2%)
	Williamsport Regional	27 (18.5%)		Robert Packer	14 (14.7%)
	Robert Packer	24 (16.4%)		Geisinger/Danville	13 (13.7%)
Removal of Breast Tumor or Partial Mastectomy	Divine Providence	35 (36.1%)	Repair of Torn Knee Cartilage	Williamsport Regional	25 (32.5%)
	Robert Packer	26 (26.8%)		Soldiers & Sailors	21 (27.3%)
	Soldiers & Sailors	22 (22.7%)		Robert Packer	14 (18.2%)

NR = Not reported due to volume limitations

NA = Not applicable

SC = Surgical/Surgery Center

## Common outpatient procedures among county residents, by anticipated payer in FY 2015

	Medicare	Medicaid	Commercial	Other*
Colonoscopy with/without Biopsy	35.1%	6.9%	50.2%	7.9%
Disintegration of Kidney Stones using Shock Waves	48.0%	NR	40.0%	NR
Incision and Drainage of Ear Drum	NR	32.9%	60.0%	NR
Injection of Spine for Pain Management	43.9%	14.0%	38.2%	3.8%
Release of Carpal Tunnel and Other Nerves in Arms/Legs	33.0%	14.3%	47.3%	5.4%
Removal of Breast Tumor or Partial Mastectomy	25.4%	NR	49.2%	NR
Removal of Bunion and Repair of Toe Deformity	42.4%	NR	45.5%	NR
Removal of Cataract and Insertion of Lens	67.4%	4.2%	25.4%	3.0%
Removal of Gallbladder and/or Gallstones	18.6%	15.5%	60.5%	5.4%
Removal of Tonsils and Adenoids	NR	31.5%	59.8%	NR
Repair of Hernia in Groin	34.2%	NR	53.4%	NR
Repair of Torn Knee Cartilage	NR	NR	77.8%	NR

\* Other government, self-pay, and unknown payer.

NR= Not reported due to volume limitations

*Want to know what Medicare pays health care facilities in PA for common outpatient services such as cataract surgery or biopsies? Then visit PHC4's website at [www.phc4.org](http://www.phc4.org) and click on the interactive database of Medicare Payment Information for Common Outpatient Services.*

### About PHC4

Created by the PA General Assembly in 1986, the PA Health Care Cost Containment Council (PHC4) is an independent state agency charged with collecting, analyzing and reporting information that can be used to improve the quality and restrain the cost of health care in the state. Today, PHC4 is a recognized national leader in public health care reporting. More than 840,000 public reports on patient treatment results are downloaded from the PHC4 website each year, and nearly 100 organizations and individuals annually utilize PHC4's special requests process to access and use data. PHC4 is governed by a 25-member board of directors, representing business, labor, consumers, health care providers, insurers and state government.

Joe Martin, Executive Director  
225 Market Street, Suite 400, Harrisburg, PA 17101  
717-232-6787 • [www.phc4.org](http://www.phc4.org)





# Union County

## Common Outpatient Procedures for Union County Residents in FY 2015



This brief focuses on 12 outpatient procedures commonly performed in Pennsylvania, with specific data shown for Union County.

**1 in 14 County Residents.** In FY 2015, 3,248 (1 in 14) Union County residents underwent at least one of the following 12 common outpatient procedures in a Pennsylvania (PA) facility. Some of these residents had multiple outpatient visits, for a total of 4,010 visits for these procedures.

Common Outpatient Procedures	Procedure Count for County Residents	% Freestanding Ambulatory Center	% Hospital Outpatient Department	Procedure Rate per 10,000 Residents	
				County Rate	State Rate
Colonoscopy with/without Biopsy	1,763	80.0%	20.0%	392.9	335.8
Disintegration of Kidney Stones using Shock Waves	66	1.5%	98.5%	14.7	16.6
Incision and Drainage of Ear Drum	81	59.3%	40.7%	18.1	15.7
Injection of Spine for Pain Management	373	42.9%	57.1%	83.1	111.5
Release of Carpal Tunnel and Other Nerves in Arms/Legs	190	14.7%	85.3%	42.3	29.8
Removal of Breast Tumor or Partial Mastectomy	52	7.7%	92.3%	11.6	13.0
Removal of Bunion and Repair of Toe Deformity	50	74.0%	26.0%	11.1	10.9
Removal of Cataract and Insertion of Lens	1,011	95.0%	5.0%	225.3	149.5
Removal of Gallbladder and/or Gallstones	120	2.5%	97.5%	26.7	18.9
Removal of Tonsils and Adenoids	75	42.7%	57.3%	16.7	16.1
Repair of Hernia in Groin	110	8.2%	91.8%	24.5	17.9
Repair of Torn Knee Cartilage	139	17.3%	82.7%	31.0	27.6

These procedures were defined using the Agency for Healthcare Research and Quality's Clinical Classifications Software. Outpatient procedures that were incorporated into inpatient records (e.g., outpatient diagnostic services for patients admitted to the hospital within 3 days of their outpatient visit) were not included here. NR = Not reported due to volume limitations

Statewide, 801,686 PA residents had at least one of these outpatient procedures, and about 16% of residents had several visits, for a total of 972,061 outpatient visits for these 12 procedures for PA residents.

### PA Health Care Cost Containment Council



PHC4's outpatient procedure data, available through its special request program, is an important resource for data users in studying issues such as access to care, cost and reimbursements, community need, and strategic planning.

## Where did Union County residents have these outpatient procedures?

Includes data from FY 2014 through FY 2015 to maximize reporting

	Top 3 Facilities	Number (%)		Top 3 Facilities	Number (%)
Colonoscopy with/without Biopsy	Central PA Endoscopy Ctr	1,989 (54.7%)	Removal of Bunion and Repair of Toe Deformity	Brookpark SC	58 (63.0%)
	Geisinger/Danville	379 (10.4%)		Evangelical Community	10 (10.9%)
	Geisinger OP Woodbine	371 (10.2%)		Geisinger OP Woodbine	9 (9.8%)
Disintegration of Kidney Stones using Shock Waves	Evangelical Community	86 (61.4%)	Removal of Cataract and Insertion of Lens	SC Central PA	1,363 (70.7%)
	Divine Providence	19 (13.6%)		Betz Ophthalmology	360 (18.7%)
	Geisinger/Danville	17 (12.1%)		Geisinger OP Woodbine	119 (6.2%)
Incision and Drainage of Ear Drum	SC Central PA	65 (47.1%)	Removal of Gallbladder and/or Gallstones	Evangelical Community	159 (76.8%)
	Evangelical Community	28 (20.3%)		Geisinger/Danville	38 (18.4%)
	Geisinger/Danville	22 (15.9%)		NR	<5 (NR)
Injection of Spine for Pain Management	Evangelical Community	228 (36.5%)	Removal of Tonsils and Adenoids	SC Central PA	55 (38.2%)
	Evangelical ASC	205 (32.8%)		Evangelical Community	50 (34.7%)
	Geisinger/Danville	140 (22.4%)		Geisinger/Danville	23 (16.0%)
Release of Carpal Tunnel and Other Nerves in Arms/Legs	Evangelical Community	206 (59.4%)	Repair of Hernia in Groin	Evangelical Community	157 (73.0%)
	Geisinger OP Woodbine	45 (13.0%)		Geisinger/Danville	26 (12.1%)
	Geisinger/Danville	30 (8.6%)		Geisinger OP Woodbine	13 (6.0%)
Removal of Breast Tumor or Partial Mastectomy	Evangelical Community	83 (76.1%)	Repair of Torn Knee Cartilage	Evangelical Community	160 (61.3%)
	Divine Providence	7 (6.4%)		Geisinger OP Woodbine	41 (15.7%)
	Geisinger/Danville	7 (6.4%)		Geisinger-Bloomsburg	27 (10.3%)

NR = Not reported due to volume limitations

NA = Not applicable

SC = Surgical/Surgery Center

## Common outpatient procedures among county residents, by anticipated payer in FY 2015

	Medicare	Medicaid	Commercial	Other*
Colonoscopy with/without Biopsy	39.6%	3.7%	42.7%	14.1%
Disintegration of Kidney Stones using Shock Waves	19.7%	7.6%	54.5%	18.2%
Incision and Drainage of Ear Drum	NR	34.6%	64.2%	NR
Injection of Spine for Pain Management	49.9%	4.0%	41.0%	5.1%
Release of Carpal Tunnel and Other Nerves in Arms/Legs	27.9%	8.4%	59.5%	4.2%
Removal of Breast Tumor or Partial Mastectomy	51.9%	NR	40.4%	NR
Removal of Bunion and Repair of Toe Deformity	40.0%	NR	52.0%	NR
Removal of Cataract and Insertion of Lens	66.8%	2.0%	29.8%	1.5%
Removal of Gallbladder and/or Gallstones	15.0%	13.3%	63.3%	8.3%
Removal of Tonsils and Adenoids	NR	33.3%	62.7%	NR
Repair of Hernia in Groin	31.8%	NR	38.2%	NR
Repair of Torn Knee Cartilage	10.8%	NR	79.1%	NR

\* Other government, self-pay, and unknown payer.

NR= Not reported due to volume limitations

Want to know what Medicare pays health care facilities in PA for common outpatient services such as cataract surgery or biopsies? Then visit PHC4's website at [www.phc4.org](http://www.phc4.org) and click on the interactive database of Medicare Payment Information for Common Outpatient Services.

### About PHC4

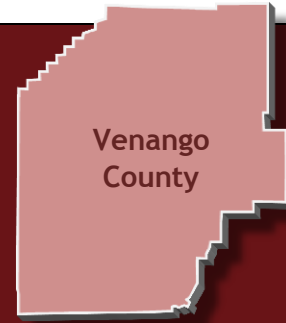
Created by the PA General Assembly in 1986, the PA Health Care Cost Containment Council (PHC4) is an independent state agency charged with collecting, analyzing and reporting information that can be used to improve the quality and restrain the cost of health care in the state. Today, PHC4 is a recognized national leader in public health care reporting. More than 840,000 public reports on patient treatment results are downloaded from the PHC4 website each year, and nearly 100 organizations and individuals annually utilize PHC4's special requests process to access and use data. PHC4 is governed by a 25-member board of directors, representing business, labor, consumers, health care providers, insurers and state government.

Joe Martin, Executive Director  
225 Market Street, Suite 400, Harrisburg, PA 17101  
717-232-6787 • [www.phc4.org](http://www.phc4.org)



# Venango County

## Common Outpatient Procedures for Venango County Residents in FY 2015



This brief focuses on 12 outpatient procedures commonly performed in Pennsylvania, with specific data shown for Venango County.

**1 in 14 County Residents.** In FY 2015, 3,729 (1 in 14) Venango County residents underwent at least one of the following 12 common outpatient procedures in a Pennsylvania (PA) facility. Some of these residents had multiple outpatient visits, for a total of 4,897 visits for these procedures.

Common Outpatient Procedures	Procedure Count for County Residents	% Freestanding Ambulatory Center	% Hospital Outpatient Department	Procedure Rate per 10,000 Residents	
				County Rate	State Rate
Colonoscopy with/without Biopsy	1,759	58.0%	42.0%	328.6	335.8
Disintegration of Kidney Stones using Shock Waves	141	0.0%	100.0%	26.3	16.6
Incision and Drainage of Ear Drum	94	11.7%	88.3%	17.6	15.7
Injection of Spine for Pain Management	1,095	2.8%	97.2%	204.6	111.5
Release of Carpal Tunnel and Other Nerves in Arms/Legs	284	17.3%	82.7%	53.1	29.8
Removal of Breast Tumor or Partial Mastectomy	53	3.8%	96.2%	9.9	13.0
Removal of Bunion and Repair of Toe Deformity	37	43.2%	56.8%	6.9	10.9
Removal of Cataract and Insertion of Lens	967	55.2%	44.8%	180.6	149.5
Removal of Gallbladder and/or Gallstones	160	2.5%	97.5%	29.9	18.9
Removal of Tonsils and Adenoids	106	10.4%	89.6%	19.8	16.1
Repair of Hernia in Groin	75	12.0%	88.0%	14.0	17.9
Repair of Torn Knee Cartilage	144	4.2%	95.8%	26.9	27.6

These procedures were defined using the Agency for Healthcare Research and Quality's Clinical Classifications Software. Outpatient procedures that were incorporated into inpatient records (e.g., outpatient diagnostic services for patients admitted to the hospital within 3 days of their outpatient visit) were not included here. NR = Not reported due to volume limitations

Statewide, 801,686 PA residents had at least one of these outpatient procedures, and about 16% of residents had several visits, for a total of 972,061 outpatient visits for these 12 procedures for PA residents.

### PA Health Care Cost Containment Council



PHC4's outpatient procedure data, available through its special request program, is an important resource for data users in studying issues such as access to care, cost and reimbursements, community need, and strategic planning.

## Where did Venango County residents have these outpatient procedures?

Includes data from FY 2014 through FY 2015 to maximize reporting

	Top 3 Facilities	Number (%)		Top 3 Facilities	Number (%)
Colonoscopy with/without Biopsy	Surgery & Laser	1,135 (40.3%)	Removal of Bunion and Repair of Toe Deformity	UPMC Northwest	11 (17.7%)
	UPMC Northwest	907 (32.2%)		Grove City	10 (16.1%)
	Titusville Area	160 (5.7%)		* See footnote	9 (14.5%)
Disintegration of Kidney Stones using Shock Waves	UPMC Northwest	194 (75.8%)	Removal of Cataract and Insertion of Lens	UPMC Northwest	617 (33.2%)
	Titusville Area	16 (6.3%)		Laurel Laser/Brookville	606 (32.6%)
	Grove City	12 (4.7%)		Community SC	218 (11.7%)
Incision and Drainage of Ear Drum	UPMC Northwest	123 (69.9%)	Removal of Gallbladder and/or Gallstones	UPMC Northwest	184 (59.7%)
	CHP North SC	19 (10.8%)		Titusville Area	25 (8.1%)
	Children's Hosp Pgh/UPMC	9 (5.1%)		Butler Memorial	17 (5.5%)
Injection of Spine for Pain Management	Edgewood Surgical	1,131 (47.8%)	Removal of Tonsils and Adenoids	UPMC Northwest	163 (71.2%)
	Meadville	613 (25.9%)		CHP North SC	16 (7.0%)
	UPMC Northwest	169 (7.1%)		Children's Hosp Pgh/UPMC	15 (6.6%)
Release of Carpal Tunnel and Other Nerves in Arms/Legs	UPMC Northwest	367 (67.5%)	Repair of Hernia in Groin	UPMC Northwest	107 (60.5%)
	Meadville	43 (7.9%)		Titusville Area	17 (9.6%)
	Saint Vincent SC Erie	18 (3.3%)		Children's Hosp Pgh/UPMC	10 (5.6%)
Removal of Breast Tumor or Partial Mastectomy	UPMC Northwest	47 (42.7%)	Repair of Torn Knee Cartilage	UPMC Northwest	152 (50.8%)
	Magee Womens/UPMC	21 (19.1%)		Meadville	79 (26.4%)
	UPMC Horizon	15 (13.6%)		Butler Memorial	17 (5.7%)

NR = Not reported due to volume limitations

\* Meadville and SC at Benbrook were tied at 9.

NA = Not applicable

SC = Surgical/Surgery Center

## Common outpatient procedures among county residents, by anticipated payer in FY 2015

	Medicare	Medicaid	Commercial	Other*
Colonoscopy with/without Biopsy	39.9%	5.3%	47.5%	7.3%
Disintegration of Kidney Stones using Shock Waves	38.3%	6.4%	41.8%	13.5%
Incision and Drainage of Ear Drum	NR	42.6%	42.6%	NR
Injection of Spine for Pain Management	42.7%	4.6%	49.0%	3.7%
Release of Carpal Tunnel and Other Nerves in Arms/Legs	30.3%	8.5%	53.5%	7.7%
Removal of Breast Tumor or Partial Mastectomy	41.5%	NR	49.1%	NR
Removal of Bunion and Repair of Toe Deformity	27.0%	NR	56.8%	NR
Removal of Cataract and Insertion of Lens	71.8%	2.6%	20.9%	4.8%
Removal of Gallbladder and/or Gallstones	19.4%	11.9%	51.3%	17.5%
Removal of Tonsils and Adenoids	4.7%	34.0%	47.2%	14.2%
Repair of Hernia in Groin	36.0%	16.0%	40.0%	8.0%
Repair of Torn Knee Cartilage	22.2%	6.3%	61.8%	9.7%

\* Other government, self-pay, and unknown payer.

NR= Not reported due to volume limitations

*Want to know what Medicare pays health care facilities in PA for common outpatient services such as cataract surgery or biopsies? Then visit PHC4's website at [www.phc4.org](http://www.phc4.org) and click on the interactive database of Medicare Payment Information for Common Outpatient Services.*

### About PHC4

Created by the PA General Assembly in 1986, the PA Health Care Cost Containment Council (PHC4) is an independent state agency charged with collecting, analyzing and reporting information that can be used to improve the quality and restrain the cost of health care in the state. Today, PHC4 is a recognized national leader in public health care reporting. More than 840,000 public reports on patient treatment results are downloaded from the PHC4 website each year, and nearly 100 organizations and individuals annually utilize PHC4's special requests process to access and use data. PHC4 is governed by a 25-member board of directors, representing business, labor, consumers, health care providers, insurers and state government.

Joe Martin, Executive Director  
225 Market Street, Suite 400, Harrisburg, PA 17101  
717-232-6787 • [www.phc4.org](http://www.phc4.org)



# Warren County

## Common Outpatient Procedures for Warren County Residents in FY 2015

Warren  
County

This brief focuses on 12 outpatient procedures commonly performed in Pennsylvania, with specific data shown for Warren County.

**1 in 18 County Residents.** In FY 2015, 2,263 (1 in 18) Warren County residents underwent at least one of the following 12 common outpatient procedures in a Pennsylvania (PA) facility. Some of these residents had multiple outpatient visits, for a total of 2,797 visits for these procedures.

Common Outpatient Procedures	Procedure Count for County Residents	% Freestanding Ambulatory Center	% Hospital Outpatient Department	Procedure Rate per 10,000 Residents	
				County Rate	State Rate
Colonoscopy with/without Biopsy	1,040	83.1%	16.9%	255.5	335.8
Disintegration of Kidney Stones using Shock Waves	39	2.6%	97.4%	9.6	16.6
Incision and Drainage of Ear Drum	39	84.6%	15.4%	9.6	15.7
Injection of Spine for Pain Management	552	88.6%	11.4%	135.6	111.5
Release of Carpal Tunnel and Other Nerves in Arms/Legs	87	74.7%	25.3%	21.4	29.8
Removal of Breast Tumor or Partial Mastectomy	23	60.9%	39.1%	5.7	13.0
Removal of Bunion and Repair of Toe Deformity	37	81.1%	18.9%	9.1	10.9
Removal of Cataract and Insertion of Lens	710	95.8%	4.2%	174.4	149.5
Removal of Gallbladder and/or Gallstones	80	47.5%	52.5%	19.7	18.9
Removal of Tonsils and Adenoids	52	82.7%	17.3%	12.8	16.1
Repair of Hernia in Groin	53	73.6%	26.4%	13.0	17.9
Repair of Torn Knee Cartilage	94	85.1%	14.9%	23.1	27.6

These procedures were defined using the Agency for Healthcare Research and Quality's Clinical Classifications Software. Outpatient procedures that were incorporated into inpatient records (e.g., outpatient diagnostic services for patients admitted to the hospital within 3 days of their outpatient visit) were not included here. NR = Not reported due to volume limitations

Statewide, 801,686 PA residents had at least one of these outpatient procedures, and about 16% of residents had several visits, for a total of 972,061 outpatient visits for these 12 procedures for PA residents.

### PA Health Care Cost Containment Council



PHC4's outpatient procedure data, available through its special request program, is an important resource for data users in studying issues such as access to care, cost and reimbursements, community need, and strategic planning.

## Where did Warren County residents have these outpatient procedures?

Includes data from FY 2014 through FY 2015 to maximize reporting

	Top 3 Facilities	Number (%)		Top 3 Facilities	Number (%)
Colonoscopy with/without Biopsy	Pine Grove ASC	1,313 (67.8%)	Removal of Bunion and Repair of Toe Deformity	Pine Grove ASC	42 (53.2%)
	UPMC Hamot SC	233 (12.0%)		Village SC	15 (19.0%)
	Corry Memorial	93 (4.8%)		Meadville	6 (7.6%)
Disintegration of Kidney Stones using Shock Waves	Warren General	57 (68.7%)	Removal of Cataract and Insertion of Lens	Community SC	454 (33.0%)
	Saint Vincent	7 (8.4%)		Pine Grove ASC	391 (28.4%)
	UPMC Northwest	7 (8.4%)		UPMC Hamot SC	250 (18.2%)
Incision and Drainage of Ear Drum	Saint Vincent SC Erie	23 (31.9%)	Removal of Gallbladder and/or Gallstones	Pine Grove ASC	61 (42.4%)
	UPMC Hamot SC	20 (27.8%)		UPMC Hamot	38 (26.4%)
	Pine Grove ASC	7 (9.7%)		Corry Memorial	12 (8.3%)
Injection of Spine for Pain Management	Pine Grove ASC	737 (64.6%)	Removal of Tonsils and Adenoids	Pine Grove ASC	65 (56.0%)
	Greater Erie SC	158 (13.8%)		UPMC Hamot SC	15 (12.9%)
	UPMC Hamot	53 (4.6%)		Saint Vincent SC Erie	12 (10.3%)
Release of Carpal Tunnel and Other Nerves in Arms/Legs	Saint Vincent SC Erie	81 (44.0%)	Repair of Hernia in Groin	Pine Grove ASC	60 (62.5%)
	UPMC Hamot SC	48 (26.1%)		UPMC Hamot SC	8 (8.3%)
	Village SC	9 (4.9%)		Corry Memorial	7 (7.3%)
Removal of Breast Tumor or Partial Mastectomy	Pine Grove ASC	16 (40.0%)	Repair of Torn Knee Cartilage	Pine Grove ASC	84 (41.0%)
	Magee Womens/UPMC	8 (20.0%)		Village SC	29 (14.1%)
	NR	<5 (NR)		UPMC Hamot SC	25 (12.2%)

NR = Not reported due to volume limitations

NA = Not applicable

SC = Surgical/Surgery Center

## Common outpatient procedures among county residents, by anticipated payer in FY 2015

	Medicare	Medicaid	Commercial	Other*
Colonoscopy with/without Biopsy	38.2%	6.5%	47.9%	7.4%
Disintegration of Kidney Stones using Shock Waves	43.6%	NR	35.9%	NR
Incision and Drainage of Ear Drum	NR	46.2%	43.6%	NR
Injection of Spine for Pain Management	54.3%	3.8%	36.1%	5.8%
Release of Carpal Tunnel and Other Nerves in Arms/Legs	29.9%	11.5%	52.9%	5.7%
Removal of Breast Tumor or Partial Mastectomy	26.1%	NR	43.5%	NR
Removal of Bunion and Repair of Toe Deformity	24.3%	NR	59.5%	NR
Removal of Cataract and Insertion of Lens	71.5%	2.0%	23.0%	3.5%
Removal of Gallbladder and/or Gallstones	18.8%	NR	70.0%	NR
Removal of Tonsils and Adenoids	NR	34.6%	53.8%	NR
Repair of Hernia in Groin	35.8%	NR	47.2%	NR
Repair of Torn Knee Cartilage	20.2%	6.4%	66.0%	7.4%

\* Other government, self-pay, and unknown payer.

NR= Not reported due to volume limitations

*Want to know what Medicare pays health care facilities in PA for common outpatient services such as cataract surgery or biopsies? Then visit PHC4's website at [www.phc4.org](http://www.phc4.org) and click on the interactive database of Medicare Payment Information for Common Outpatient Services.*

### About PHC4

Created by the PA General Assembly in 1986, the PA Health Care Cost Containment Council (PHC4) is an independent state agency charged with collecting, analyzing and reporting information that can be used to improve the quality and restrain the cost of health care in the state. Today, PHC4 is a recognized national leader in public health care reporting. More than 840,000 public reports on patient treatment results are downloaded from the PHC4 website each year, and nearly 100 organizations and individuals annually utilize PHC4's special requests process to access and use data. PHC4 is governed by a 25-member board of directors, representing business, labor, consumers, health care providers, insurers and state government.

Joe Martin, Executive Director  
225 Market Street, Suite 400, Harrisburg, PA 17101  
717-232-6787 • [www.phc4.org](http://www.phc4.org)





# Washington County

## Common Outpatient Procedures for Washington County Residents in FY 2015



This brief focuses on 12 outpatient procedures commonly performed in Pennsylvania, with specific data shown for Washington County.

**1 in 14 County Residents.** In FY 2015, 15,113 (1 in 14) Washington County residents underwent at least one of the following 12 common outpatient procedures in a Pennsylvania (PA) facility. Some of these residents had multiple outpatient visits, for a total of 18,400 visits for these procedures.

Common Outpatient Procedures	Procedure Count for County Residents	% Freestanding Ambulatory Center	% Hospital Outpatient Department	Procedure Rate per 10,000 Residents	
				County Rate	State Rate
Colonoscopy with/without Biopsy	7,897	53.3%	46.7%	379.3	335.8
Disintegration of Kidney Stones using Shock Waves	567	36.2%	63.8%	27.2	16.6
Incision and Drainage of Ear Drum	352	70.7%	29.3%	16.9	15.7
Injection of Spine for Pain Management	2,218	47.5%	52.5%	106.5	111.5
Release of Carpal Tunnel and Other Nerves in Arms/Legs	804	37.9%	62.1%	38.6	29.8
Removal of Breast Tumor or Partial Mastectomy	312	21.2%	78.8%	15.0	13.0
Removal of Bunion and Repair of Toe Deformity	201	29.9%	70.1%	9.7	10.9
Removal of Cataract and Insertion of Lens	3,887	94.2%	5.8%	186.7	149.5
Removal of Gallbladder and/or Gallstones	648	0.0%	100.0%	31.1	18.9
Removal of Tonsils and Adenoids	373	48.0%	52.0%	17.9	16.1
Repair of Hernia in Groin	439	16.6%	83.4%	21.1	17.9
Repair of Torn Knee Cartilage	796	20.0%	80.0%	38.2	27.6

These procedures were defined using the Agency for Healthcare Research and Quality's Clinical Classifications Software. Outpatient procedures that were incorporated into inpatient records (e.g., outpatient diagnostic services for patients admitted to the hospital within 3 days of their outpatient visit) were not included here. NR = Not reported due to volume limitations

Statewide, 801,686 PA residents had at least one of these outpatient procedures, and about 16% of residents had several visits, for a total of 972,061 outpatient visits for these 12 procedures for PA residents.

### PA Health Care Cost Containment Council



PHC4's outpatient procedure data, available through its special request program, is an important resource for data users in studying issues such as access to care, cost and reimbursements, community need, and strategic planning.

## Where did Washington County residents have these outpatient procedures?

Includes data from FY 2014 through FY 2015 to maximize reporting

	Top 3 Facilities	Number (%)		Top 3 Facilities	Number (%)
Colonoscopy with/without Biopsy	Tri-State SC	4,179 (27.1%)	Removal of Bunion and Repair of Toe Deformity	Washington	81 (19.9%)
	Washington	2,180 (14.1%)		Advanced Surgical	51 (12.5%)
	Canonsburg	1,388 (9.0%)		St Clair Memorial	44 (10.8%)
Disintegration of Kidney Stones using Shock Waves	Tri-State SC	312 (30.0%)	Removal of Cataract and Insertion of Lens	Southwestern PA Eye SC	3,840 (49.9%)
	Washington	200 (19.2%)		Tri-State SC	811 (10.5%)
	Canonsburg	134 (12.9%)		Spartan Health SC	655 (8.5%)
Incision and Drainage of Ear Drum	CHP North SC	407 (57.3%)	Removal of Gallbladder and/or Gallstones	Washington	510 (41.4%)
	Children's Hosp Pgh/UPMC	136 (19.2%)		Jefferson	167 (13.5%)
	Tri-State SC	52 (7.3%)		Canonsburg	146 (11.8%)
Injection of Spine for Pain Management	Canonsburg	694 (15.6%)	Removal of Tonsils and Adenoids	CHP North SC	233 (32.9%)
	Tri-State SC	650 (14.6%)		Children's Hosp Pgh/UPMC	141 (19.9%)
	Spartan Health SC	618 (13.9%)		Tri-State SC	96 (13.5%)
Release of Carpal Tunnel and Other Nerves in Arms/Legs	Advanced Surgical	530 (34.0%)	Repair of Hernia in Groin	Washington	181 (21.3%)
	UPMC South SC	177 (11.4%)		Tri-State SC	141 (16.6%)
	St Clair Memorial	93 (6.0%)		St Clair Memorial	118 (13.9%)
Removal of Breast Tumor or Partial Mastectomy	Tri-State SC	108 (16.5%)	Repair of Torn Knee Cartilage	Advanced Surgical	629 (38.6%)
	Washington	107 (16.4%)		Washington	146 (9.0%)
	St Clair Memorial	106 (16.2%)		St Clair Memorial	128 (7.8%)

NR = Not reported due to volume limitations

NA = Not applicable

SC = Surgical/Surgery Center

## Common outpatient procedures among county residents, by anticipated payer in FY 2015

	Medicare	Medicaid	Commercial	Other*
Colonoscopy with/without Biopsy	31.1%	4.7%	58.9%	5.3%
Disintegration of Kidney Stones using Shock Waves	33.5%	7.1%	54.5%	4.9%
Incision and Drainage of Ear Drum	NR	26.4%	54.0%	NR
Injection of Spine for Pain Management	40.4%	9.4%	45.2%	5.0%
Release of Carpal Tunnel and Other Nerves in Arms/Legs	31.3%	7.3%	53.9%	7.5%
Removal of Breast Tumor or Partial Mastectomy	27.6%	8.3%	57.4%	6.7%
Removal of Bunion and Repair of Toe Deformity	30.3%	6.0%	56.7%	7.0%
Removal of Cataract and Insertion of Lens	71.8%	3.9%	22.7%	1.7%
Removal of Gallbladder and/or Gallstones	19.0%	10.3%	65.7%	4.9%
Removal of Tonsils and Adenoids	1.6%	25.2%	63.0%	10.2%
Repair of Hernia in Groin	26.9%	8.4%	56.7%	8.0%
Repair of Torn Knee Cartilage	16.0%	5.9%	73.7%	4.4%

\* Other government, self-pay, and unknown payer.

NR= Not reported due to volume limitations

*Want to know what Medicare pays health care facilities in PA for common outpatient services such as cataract surgery or biopsies? Then visit PHC4's website at [www.phc4.org](http://www.phc4.org) and click on the interactive database of Medicare Payment Information for Common Outpatient Services.*

### About PHC4

Created by the PA General Assembly in 1986, the PA Health Care Cost Containment Council (PHC4) is an independent state agency charged with collecting, analyzing and reporting information that can be used to improve the quality and restrain the cost of health care in the state. Today, PHC4 is a recognized national leader in public health care reporting. More than 840,000 public reports on patient treatment results are downloaded from the PHC4 website each year, and nearly 100 organizations and individuals annually utilize PHC4's special requests process to access and use data. PHC4 is governed by a 25-member board of directors, representing business, labor, consumers, health care providers, insurers and state government.

Joe Martin, Executive Director  
225 Market Street, Suite 400, Harrisburg, PA 17101  
717-232-6787 • [www.phc4.org](http://www.phc4.org)



# Wayne County

## Common Outpatient Procedures for Wayne County Residents in FY 2015



This brief focuses on 12 outpatient procedures commonly performed in Pennsylvania, with specific data shown for Wayne County.

**1 in 15 County Residents.** In FY 2015, 3,432 (1 in 15) Wayne County residents underwent at least one of the following 12 common outpatient procedures in a Pennsylvania (PA) facility. Some of these residents had multiple outpatient visits, for a total of 4,080 visits for these procedures.

Common Outpatient Procedures	Procedure Count for County Residents	% Freestanding Ambulatory Center	% Hospital Outpatient Department	Procedure Rate per 10,000 Residents	
				County Rate	State Rate
Colonoscopy with/without Biopsy	2,354	94.4%	5.6%	458.0	335.8
Disintegration of Kidney Stones using Shock Waves	76	53.9%	46.1%	14.8	16.6
Incision and Drainage of Ear Drum	45	64.4%	35.6%	8.8	15.7
Injection of Spine for Pain Management	275	55.6%	44.4%	53.5	111.5
Release of Carpal Tunnel and Other Nerves in Arms/Legs	101	70.3%	29.7%	19.6	29.8
Removal of Breast Tumor or Partial Mastectomy	46	8.7%	91.3%	8.9	13.0
Removal of Bunion and Repair of Toe Deformity	47	59.6%	40.4%	9.1	10.9
Removal of Cataract and Insertion of Lens	878	94.1%	5.9%	170.8	149.5
Removal of Gallbladder and/or Gallstones	66	0.0%	100.0%	12.8	18.9
Removal of Tonsils and Adenoids	48	47.9%	52.1%	9.3	16.1
Repair of Hernia in Groin	50	12.0%	88.0%	9.7	17.9
Repair of Torn Knee Cartilage	103	65.0%	35.0%	20.0	27.6

These procedures were defined using the Agency for Healthcare Research and Quality's Clinical Classifications Software. Outpatient procedures that were incorporated into inpatient records (e.g., outpatient diagnostic services for patients admitted to the hospital within 3 days of their outpatient visit) were not included here. NR = Not reported due to volume limitations

Statewide, 801,686 PA residents had at least one of these outpatient procedures, and about 16% of residents had several visits, for a total of 972,061 outpatient visits for these 12 procedures for PA residents.

### PA Health Care Cost Containment Council



PHC4's outpatient procedure data, available through its special request program, is an important resource for data users in studying issues such as access to care, cost and reimbursements, community need, and strategic planning.

## Where did Wayne County residents have these outpatient procedures?

Includes data from FY 2014 through FY 2015 to maximize reporting

	Top 3 Facilities	Number (%)		Top 3 Facilities	Number (%)
Colonoscopy with/without Biopsy	Mountain Laurel SC	3,049 (63.4%)	Removal of Bunion and Repair of Toe Deformity	Regional Hospital SC	28 (29.8%)
	Scranton Endoscopy	796 (16.5%)		North East SC	25 (26.6%)
	Eynon SC	418 (8.7%)		Geisinger-Community	22 (23.4%)
Disintegration of Kidney Stones using Shock Waves	North East SC	79 (47.6%)	Removal of Cataract and Insertion of Lens	NEI AS	1,543 (84.4%)
	Regional Scranton	37 (22.3%)		Kingston Ophthalmology	94 (5.1%)
	Moses Taylor	34 (20.5%)		Regional Hospital SC	48 (2.6%)
Incision and Drainage of Ear Drum	North East SC	29 (30.5%)	Removal of Gallbladder and/or Gallstones	Regional Scranton	49 (36.8%)
	Regional Hospital SC	10 (10.5%)		Geisinger-Community	45 (33.8%)
	Same Day Geisinger South	10 (10.5%)		Moses Taylor	21 (15.8%)
Injection of Spine for Pain Management	North East SC	253 (45.0%)	Removal of Tonsils and Adenoids	North East SC	24 (21.4%)
	Geisinger-Community	195 (34.7%)		Geisinger-Community	21 (18.8%)
	Geisinger Wyoming Valley	16 (2.8%)		Regional Scranton	20 (17.9%)
Release of Carpal Tunnel and Other Nerves in Arms/Legs	North East SC	103 (54.8%)	Repair of Hernia in Groin	Regional Scranton	41 (34.7%)
	Geisinger-Community	33 (17.6%)		Geisinger-Community	28 (23.7%)
	Geisinger Wyoming Valley	9 (4.8%)		Moses Taylor	20 (16.9%)
Removal of Breast Tumor or Partial Mastectomy	Moses Taylor	26 (28.0%)	Repair of Torn Knee Cartilage	North East SC	93 (52.5%)
	Geisinger-Community	23 (24.7%)		Moses Taylor	23 (13.0%)
	Regional Scranton	22 (23.7%)		Regional Scranton	17 (9.6%)

NR = Not reported due to volume limitations

NA = Not applicable

SC = Surgical/Surgery Center

## Common outpatient procedures among county residents, by anticipated payer in FY 2015

	Medicare	Medicaid	Commercial	Other*
Colonoscopy with/without Biopsy	42.9%	1.3%	53.3%	2.5%
Disintegration of Kidney Stones using Shock Waves	27.6%	13.2%	52.6%	6.6%
Incision and Drainage of Ear Drum	NR	26.7%	64.4%	NR
Injection of Spine for Pain Management	34.9%	5.8%	54.5%	4.7%
Release of Carpal Tunnel and Other Nerves in Arms/Legs	40.6%	NR	47.5%	NR
Removal of Breast Tumor or Partial Mastectomy	39.1%	NR	50.0%	NR
Removal of Bunion and Repair of Toe Deformity	34.0%	NR	44.7%	NR
Removal of Cataract and Insertion of Lens	82.9%	1.1%	15.3%	0.7%
Removal of Gallbladder and/or Gallstones	19.7%	7.6%	65.2%	7.6%
Removal of Tonsils and Adenoids	NR	25.0%	66.7%	NR
Repair of Hernia in Groin	40.0%	NR	50.0%	NR
Repair of Torn Knee Cartilage	15.5%	NR	70.9%	NR

\* Other government, self-pay, and unknown payer.

NR= Not reported due to volume limitations

*Want to know what Medicare pays health care facilities in PA for common outpatient services such as cataract surgery or biopsies? Then visit PHC4's website at [www.phc4.org](http://www.phc4.org) and click on the interactive database of Medicare Payment Information for Common Outpatient Services.*

### About PHC4

Created by the PA General Assembly in 1986, the PA Health Care Cost Containment Council (PHC4) is an independent state agency charged with collecting, analyzing and reporting information that can be used to improve the quality and restrain the cost of health care in the state. Today, PHC4 is a recognized national leader in public health care reporting. More than 840,000 public reports on patient treatment results are downloaded from the PHC4 website each year, and nearly 100 organizations and individuals annually utilize PHC4's special requests process to access and use data. PHC4 is governed by a 25-member board of directors, representing business, labor, consumers, health care providers, insurers and state government.

Joe Martin, Executive Director  
225 Market Street, Suite 400, Harrisburg, PA 17101  
717-232-6787 • [www.phc4.org](http://www.phc4.org)



# Westmoreland County

## Common Outpatient Procedures for Westmoreland County Residents in FY 2015



This brief focuses on 12 outpatient procedures commonly performed in Pennsylvania, with specific data shown for Westmoreland County.

**1 in 14 County Residents.** In FY 2015, 25,860 (1 in 14) Westmoreland County residents underwent at least one of the following 12 common outpatient procedures in a Pennsylvania (PA) facility. Some of these residents had multiple outpatient visits, for a total of 31,420 visits for these procedures.

Common Outpatient Procedures	Procedure Count for County Residents	% Freestanding Ambulatory Center	% Hospital Outpatient Department	Procedure Rate per 10,000 Residents	
				County Rate	State Rate
Colonoscopy with/without Biopsy	14,010	42.6%	57.4%	389.9	335.8
Disintegration of Kidney Stones using Shock Waves	791	14.3%	85.7%	22.0	16.6
Incision and Drainage of Ear Drum	603	56.7%	43.3%	16.8	15.7
Injection of Spine for Pain Management	2,982	40.1%	59.9%	83.0	111.5
Release of Carpal Tunnel and Other Nerves in Arms/Legs	1,683	55.3%	44.7%	46.8	29.8
Removal of Breast Tumor or Partial Mastectomy	557	20.1%	79.9%	15.5	13.0
Removal of Bunion and Repair of Toe Deformity	410	52.7%	47.3%	11.4	10.9
Removal of Cataract and Insertion of Lens	7,198	75.4%	24.6%	200.3	149.5
Removal of Gallbladder and/or Gallstones	878	0.3%	99.7%	24.4	18.9
Removal of Tonsils and Adenoids	700	42.4%	57.6%	19.5	16.1
Repair of Hernia in Groin	820	9.8%	90.2%	22.8	17.9
Repair of Torn Knee Cartilage	936	31.7%	68.3%	26.0	27.6

These procedures were defined using the Agency for Healthcare Research and Quality's Clinical Classifications Software. Outpatient procedures that were incorporated into inpatient records (e.g., outpatient diagnostic services for patients admitted to the hospital within 3 days of their outpatient visit) were not included here. NR = Not reported due to volume limitations

Statewide, 801,686 PA residents had at least one of these outpatient procedures, and about 16% of residents had several visits, for a total of 972,061 outpatient visits for these 12 procedures for PA residents.

### PA Health Care Cost Containment Council



PHC4's outpatient procedure data, available through its special request program, is an important resource for data users in studying issues such as access to care, cost and reimbursements, community need, and strategic planning.

## Where did Westmoreland County residents have these outpatient procedures?

Includes data from FY 2014 through FY 2015 to maximize reporting

	Top 3 Facilities	Number (%)		Top 3 Facilities	Number (%)
Colonoscopy with/without Biopsy	Excelsa Hlth Westmoreland	4,895 (16.7%)	Removal of Bunion and Repair of Toe Deformity	Latrobe Area	156 (17.7%)
	Latrobe Area	3,595 (12.3%)		UPMC St. Margaret OP Ctr	121 (13.8%)
	Excelsa Health Norwin	2,921 (10.0%)		Laurel SC	117 (13.3%)
Disintegration of Kidney Stones using Shock Waves	Excelsa Hlth Westmoreland	288 (18.8%)	Removal of Cataract and Insertion of Lens	20/20 SC	4,630 (32.2%)
	Forbes	231 (15.1%)		Latrobe Area	1,441 (10.0%)
	Latrobe Area	230 (15.0%)		Mt Pleasant SC	1,074 (7.5%)
Incision and Drainage of Ear Drum	CHP North SC	515 (42.5%)	Removal of Gallbladder and/or Gallstones	Excelsa Hlth Westmoreland	388 (22.5%)
	Children's Hosp Pgh/UPMC	273 (22.5%)		Latrobe Area	329 (19.1%)
	Laurel SC	132 (10.9%)		Forbes	177 (10.3%)
Injection of Spine for Pain Management	UPMC St Margaret	701 (12.0%)	Removal of Tonsils and Adenoids	Children's Hosp Pgh/UPMC	396 (28.3%)
	UPMC Presby Shadyside	670 (11.4%)		CHP North SC	317 (22.6%)
	Gamma SC	619 (10.6%)		Laurel SC	164 (11.7%)
Release of Carpal Tunnel and Other Nerves in Arms/Legs	Excelsa Health Norwin	797 (23.8%)	Repair of Hernia in Groin	Excelsa Hlth Westmoreland	382 (23.8%)
	Latrobe Area	478 (14.3%)		Latrobe Area	292 (18.2%)
	UPMC St. Margaret OP Ctr	419 (12.5%)		UPMC East	138 (8.6%)
Removal of Breast Tumor or Partial Mastectomy	Excelsa Hlth Westmoreland	218 (20.7%)	Repair of Torn Knee Cartilage	Excelsa Hlth Westmoreland	230 (12.7%)
	Latrobe Area	157 (14.9%)		UPMC St Margaret	176 (9.7%)
	UPMC Monroeville SC	156 (14.8%)		Forbes	160 (8.8%)

NR = Not reported due to volume limitations

NA = Not applicable

SC = Surgical/Surgery Center

## Common outpatient procedures among county residents, by anticipated payer in FY 2015

	Medicare	Medicaid	Commercial	Other*
Colonoscopy with/without Biopsy	34.5%	5.7%	53.9%	5.9%
Disintegration of Kidney Stones using Shock Waves	33.2%	8.8%	50.9%	7.0%
Incision and Drainage of Ear Drum	8.1%	31.5%	49.1%	11.3%
Injection of Spine for Pain Management	41.5%	9.4%	41.8%	7.3%
Release of Carpal Tunnel and Other Nerves in Arms/Legs	30.8%	7.4%	52.8%	8.9%
Removal of Breast Tumor or Partial Mastectomy	39.3%	5.6%	46.0%	9.2%
Removal of Bunion and Repair of Toe Deformity	33.2%	6.1%	51.5%	9.3%
Removal of Cataract and Insertion of Lens	66.9%	3.3%	26.4%	3.4%
Removal of Gallbladder and/or Gallstones	19.9%	14.6%	55.8%	9.7%
Removal of Tonsils and Adenoids	1.6%	30.6%	54.4%	13.4%
Repair of Hernia in Groin	33.3%	9.0%	50.7%	7.0%
Repair of Torn Knee Cartilage	14.2%	6.7%	67.6%	11.4%

\* Other government, self-pay, and unknown payer.

NR= Not reported due to volume limitations

Want to know what Medicare pays health care facilities in PA for common outpatient services such as cataract surgery or biopsies? Then visit PHC4's website at [www.phc4.org](http://www.phc4.org) and click on the interactive database of Medicare Payment Information for Common Outpatient Services.

### About PHC4

Created by the PA General Assembly in 1986, the PA Health Care Cost Containment Council (PHC4) is an independent state agency charged with collecting, analyzing and reporting information that can be used to improve the quality and restrain the cost of health care in the state. Today, PHC4 is a recognized national leader in public health care reporting. More than 840,000 public reports on patient treatment results are downloaded from the PHC4 website each year, and nearly 100 organizations and individuals annually utilize PHC4's special requests process to access and use data. PHC4 is governed by a 25-member board of directors, representing business, labor, consumers, health care providers, insurers and state government.

Joe Martin, Executive Director  
225 Market Street, Suite 400, Harrisburg, PA 17101  
717-232-6787 • [www.phc4.org](http://www.phc4.org)





# Wyoming County

## Common Outpatient Procedures for Wyoming County Residents in FY 2015



This brief focuses on 12 outpatient procedures commonly performed in Pennsylvania, with specific data shown for Wyoming County.

**1 in 18 County Residents.** In FY 2015, 1,586 (1 in 18) Wyoming County residents underwent at least one of the following 12 common outpatient procedures in a Pennsylvania (PA) facility. Some of these residents had multiple outpatient visits, for a total of 1,933 visits for these procedures.

Common Outpatient Procedures	Procedure Count for County Residents	% Freestanding Ambulatory Center	% Hospital Outpatient Department	Procedure Rate per 10,000 Residents	
				County Rate	State Rate
Colonoscopy with/without Biopsy	688	66.4%	33.6%	244.6	335.8
Disintegration of Kidney Stones using Shock Waves	68	72.1%	27.9%	24.2	16.6
Incision and Drainage of Ear Drum	41	53.7%	46.3%	14.6	15.7
Injection of Spine for Pain Management	175	49.1%	50.9%	62.2	111.5
Release of Carpal Tunnel and Other Nerves in Arms/Legs	107	52.3%	47.7%	38.0	29.8
Removal of Breast Tumor or Partial Mastectomy	31	16.1%	83.9%	11.0	13.0
Removal of Bunion and Repair of Toe Deformity	25	52.0%	48.0%	8.9	10.9
Removal of Cataract and Insertion of Lens	582	92.8%	7.2%	206.9	149.5
Removal of Gallbladder and/or Gallstones	82	0.0%	100.0%	29.1	18.9
Removal of Tonsils and Adenoids	33	24.2%	75.8%	11.7	16.1
Repair of Hernia in Groin	49	4.1%	95.9%	17.4	17.9
Repair of Torn Knee Cartilage	58	34.5%	65.5%	20.6	27.6

These procedures were defined using the Agency for Healthcare Research and Quality's Clinical Classifications Software. Outpatient procedures that were incorporated into inpatient records (e.g., outpatient diagnostic services for patients admitted to the hospital within 3 days of their outpatient visit) were not included here. NR = Not reported due to volume limitations

Statewide, 801,686 PA residents had at least one of these outpatient procedures, and about 16% of residents had several visits, for a total of 972,061 outpatient visits for these 12 procedures for PA residents.

### PA Health Care Cost Containment Council



PHC4's outpatient procedure data, available through its special request program, is an important resource for data users in studying issues such as access to care, cost and reimbursements, community need, and strategic planning.

## Where did Wyoming County residents have these outpatient procedures?

Includes data from FY 2014 through FY 2015 to maximize reporting

	Top 3 Facilities	Number (%)		Top 3 Facilities	Number (%)
Colonoscopy with/without Biopsy	Scranton Endoscopy	363 (26.3%)	Removal of Bunion and Repair of Toe Deformity	Regional Hospital SC	11 (22.0%)
	Geisinger Wyoming Valley	284 (20.6%)		Tyler Memorial	11 (22.0%)
	North East SC	126 (9.1%)		Surgical Specialty NE PA	9 (18.0%)
Disintegration of Kidney Stones using Shock Waves	Riverview ASC	33 (30.6%)	Removal of Cataract and Insertion of Lens	NEI AS	743 (64.1%)
	Center Same Day Surgery	23 (21.3%)		Same Day Geisinger South	114 (9.8%)
	North East SC	12 (11.1%)		Kingston Ophthalmology	110 (9.5%)
Incision and Drainage of Ear Drum	Tyler Memorial	37 (43.5%)	Removal of Gallbladder and/or Gallstones	Tyler Memorial	58 (32.8%)
	Riverview ASC	12 (14.1%)		Geisinger Wyoming Valley	28 (15.8%)
	Same Day Geisinger South	9 (10.6%)		Geisinger-Community	27 (15.3%)
Injection of Spine for Pain Management	Geisinger-Community	95 (26.7%)	Removal of Tonsils and Adenoids	Tyler Memorial	22 (27.2%)
	North East SC	71 (19.9%)		Guthrie Towanda Memorial	10 (12.3%)
	Riverview ASC	51 (14.3%)		* See footnote	7 (8.6%)
Release of Carpal Tunnel and Other Nerves in Arms/Legs	North East SC	68 (32.9%)	Repair of Hernia in Groin	Tyler Memorial	40 (34.2%)
	Tyler Memorial	42 (20.3%)		** See footnote	11 (9.4%)
	Same Day Geisinger South	22 (10.6%)		** See footnote	11 (9.4%)
Removal of Breast Tumor or Partial Mastectomy	Geisinger-Community	18 (26.5%)	Repair of Torn Knee Cartilage	North East SC	27 (22.9%)
	Regional Scranton	11 (16.2%)		Tyler Memorial	26 (22.0%)
	Geisinger Wyoming Valley	9 (13.2%)		*** See footnote	8 (6.8%)

NR = Not reported due to volume limitations

NA = Not applicable

SC = Surgical/Surgery Center

\* Moses Taylor and Same Day Geisinger South were tied at 7.

\*\* Geisinger Wyoming Valley, Geisinger-Community, and Wilkes-Barre General were tied at 11.

\*\*\* Center Same Day Surgery, Moses Taylor, Regional Scranton, and Robert Packer were tied at 8.

## Common outpatient procedures among county residents, by anticipated payer in FY 2015

	Medicare	Medicaid	Commercial	Other*
Colonoscopy with/without Biopsy	38.1%	4.4%	54.1%	3.5%
Disintegration of Kidney Stones using Shock Waves	45.6%	NR	45.6%	NR
Incision and Drainage of Ear Drum	NR	31.7%	48.8%	NR
Injection of Spine for Pain Management	42.9%	NR	52.0%	NR
Release of Carpal Tunnel and Other Nerves in Arms/Legs	44.9%	NR	43.0%	NR
Removal of Breast Tumor or Partial Mastectomy	41.9%	NR	41.9%	NR
Removal of Bunion and Repair of Toe Deformity	24.0%	NR	68.0%	NR
Removal of Cataract and Insertion of Lens	79.9%	NR	17.7%	NR
Removal of Gallbladder and/or Gallstones	25.6%	NR	64.6%	NR
Removal of Tonsils and Adenoids	NR	27.3%	60.6%	NR
Repair of Hernia in Groin	34.7%	NR	46.9%	NR
Repair of Torn Knee Cartilage	19.0%	NR	70.7%	NR

\* Other government, self-pay, and unknown payer.

NR= Not reported due to volume limitations

*Want to know what Medicare pays health care facilities in PA for common outpatient services such as cataract surgery or biopsies? Then visit PHC4's website at [www.phc4.org](http://www.phc4.org) and click on the interactive database of Medicare Payment Information for Common Outpatient Services.*

### About PHC4

Created by the PA General Assembly in 1986, the PA Health Care Cost Containment Council (PHC4) is an independent state agency charged with collecting, analyzing and reporting information that can be used to improve the quality and restrain the cost of health care in the state. Today, PHC4 is a recognized national leader in public health care reporting. More than 840,000 public reports on patient treatment results are downloaded from the PHC4 website each year, and nearly 100 organizations and individuals annually utilize PHC4's special requests process to access and use data. PHC4 is governed by a 25-member board of directors, representing business, labor, consumers, health care providers, insurers and state government.

Joe Martin, Executive Director  
225 Market Street, Suite 400, Harrisburg, PA 17101  
717-232-6787 • [www.phc4.org](http://www.phc4.org)



# York County

## Common Outpatient Procedures for York County Residents in FY 2015



This brief focuses on 12 outpatient procedures commonly performed in Pennsylvania, with specific data shown for York County.

**1 in 15 County Residents.** In FY 2015, 28,976 (1 in 15) York County residents underwent at least one of the following 12 common outpatient procedures in a Pennsylvania (PA) facility. Some of these residents had multiple outpatient visits, for a total of 34,244 visits for these procedures.

Common Outpatient Procedures	Procedure Count for County Residents	% Freestanding Ambulatory Center	% Hospital Outpatient Department	Procedure Rate per 10,000 Residents	
				County Rate	State Rate
Colonoscopy with/without Biopsy	16,822	74.6%	25.4%	381.7	335.8
Disintegration of Kidney Stones using Shock Waves	787	6.1%	93.9%	17.9	16.6
Incision and Drainage of Ear Drum	452	61.3%	38.7%	10.3	15.7
Injection of Spine for Pain Management	3,914	49.9%	50.1%	88.8	111.5
Release of Carpal Tunnel and Other Nerves in Arms/Legs	1,414	66.5%	33.5%	32.1	29.8
Removal of Breast Tumor or Partial Mastectomy	669	75.3%	24.7%	15.2	13.0
Removal of Bunion and Repair of Toe Deformity	632	80.1%	19.9%	14.3	10.9
Removal of Cataract and Insertion of Lens	5,882	98.9%	1.1%	133.5	149.5
Removal of Gallbladder and/or Gallstones	871	6.7%	93.3%	19.8	18.9
Removal of Tonsils and Adenoids	673	19.3%	80.7%	15.3	16.1
Repair of Hernia in Groin	953	41.7%	58.3%	21.6	17.9
Repair of Torn Knee Cartilage	1,278	69.3%	30.7%	29.0	27.6

These procedures were defined using the Agency for Healthcare Research and Quality's Clinical Classifications Software. Outpatient procedures that were incorporated into inpatient records (e.g., outpatient diagnostic services for patients admitted to the hospital within 3 days of their outpatient visit) were not included here. NR = Not reported due to volume limitations

Statewide, 801,686 PA residents had at least one of these outpatient procedures, and about 16% of residents had several visits, for a total of 972,061 outpatient visits for these 12 procedures for PA residents.

### PA Health Care Cost Containment Council



PHC4's outpatient procedure data, available through its special request program, is an important resource for data users in studying issues such as access to care, cost and reimbursements, community need, and strategic planning.

## Where did York County residents have these outpatient procedures?

Includes data from FY 2014 through FY 2015 to maximize reporting

	Top 3 Facilities	Number (%)		Top 3 Facilities	Number (%)
Colonoscopy with/without Biopsy	York Endoscopy	9,530 (29.0%)	Removal of Bunion and Repair of Toe Deformity	Apple Hill SC	492 (36.8%)
	Apple Hill SC	6,046 (18.4%)		Foot and Ankle SC	269 (20.1%)
	York	3,733 (11.4%)		OSS Ambulatory SC	163 (12.2%)
Disintegration of Kidney Stones using Shock Waves	York	771 (51.8%)	Removal of Cataract and Insertion of Lens	Eyes of York SC	3,904 (33.3%)
	Hanover	173 (11.6%)		Apple Hill SC	2,493 (21.2%)
	Holy Spirit	155 (10.4%)		Memorial SC York	2,173 (18.5%)
Incision and Drainage of Ear Drum	Apple Hill SC	396 (39.1%)	Removal of Gallbladder and/or Gallstones	York	789 (48.1%)
	Milton S Hershey	145 (14.3%)		Hanover	283 (17.2%)
	Hanover	128 (12.6%)		Memorial York	206 (12.5%)
Injection of Spine for Pain Management	OSS Orthopaedic	7,686 (61.7%)	Removal of Tonsils and Adenoids	York	595 (40.3%)
	York Pain Specialists	2,962 (23.8%)		Hanover	348 (23.5%)
	Harrisburg Pain Mgmt	581 (4.7%)		Apple Hill SC	126 (8.5%)
Release of Carpal Tunnel and Other Nerves in Arms/Legs	OSS Ambulatory SC	973 (32.4%)	Repair of Hernia in Groin	York	512 (28.1%)
	Wellspan Surgery & Rehab	480 (16.0%)		Apple Hill SC	417 (22.9%)
	OSS Orthopaedic	288 (9.6%)		Leader SC	210 (11.5%)
Removal of Breast Tumor or Partial Mastectomy	Apple Hill SC	596 (43.4%)	Repair of Torn Knee Cartilage	OSS Ambulatory SC	1,216 (42.1%)
	Leader SC	443 (32.2%)		OSS Orthopaedic	609 (21.1%)
	Hanover	98 (7.1%)		Wellspan Surgery & Rehab	233 (8.1%)

NR = Not reported due to volume limitations

NA = Not applicable

SC = Surgical/Surgery Center

## Common outpatient procedures among county residents, by anticipated payer in FY 2015

	Medicare	Medicaid	Commercial	Other*
Colonoscopy with/without Biopsy	34.8%	4.2%	57.6%	3.4%
Disintegration of Kidney Stones using Shock Waves	28.7%	6.5%	60.2%	4.6%
Incision and Drainage of Ear Drum	2.4%	26.8%	67.0%	3.8%
Injection of Spine for Pain Management	42.1%	2.3%	51.5%	4.1%
Release of Carpal Tunnel and Other Nerves in Arms/Legs	31.0%	5.5%	60.0%	3.4%
Removal of Breast Tumor or Partial Mastectomy	30.8%	7.0%	58.3%	3.9%
Removal of Bunion and Repair of Toe Deformity	29.1%	3.3%	64.2%	3.3%
Removal of Cataract and Insertion of Lens	68.3%	2.7%	25.6%	3.4%
Removal of Gallbladder and/or Gallstones	20.7%	9.5%	64.8%	5.1%
Removal of Tonsils and Adenoids	1.3%	26.4%	68.4%	3.9%
Repair of Hernia in Groin	26.5%	8.0%	61.6%	3.9%
Repair of Torn Knee Cartilage	15.8%	2.8%	77.5%	3.8%

\* Other government, self-pay, and unknown payer.

NR= Not reported due to volume limitations

*Want to know what Medicare pays health care facilities in PA for common outpatient services such as cataract surgery or biopsies? Then visit PHC4's website at [www.phc4.org](http://www.phc4.org) and click on the interactive database of Medicare Payment Information for Common Outpatient Services.*

### About PHC4

Created by the PA General Assembly in 1986, the PA Health Care Cost Containment Council (PHC4) is an independent state agency charged with collecting, analyzing and reporting information that can be used to improve the quality and restrain the cost of health care in the state. Today, PHC4 is a recognized national leader in public health care reporting. More than 840,000 public reports on patient treatment results are downloaded from the PHC4 website each year, and nearly 100 organizations and individuals annually utilize PHC4's special requests process to access and use data. PHC4 is governed by a 25-member board of directors, representing business, labor, consumers, health care providers, insurers and state government.

Joe Martin, Executive Director  
225 Market Street, Suite 400, Harrisburg, PA 17101  
717-232-6787 • [www.phc4.org](http://www.phc4.org)

