

# COVID-19 Disaster Emergency Report

## Pennsylvania Health Care Cost Containment Council

A Pennsylvania report on the effect of the COVID-19 disaster emergency on hospitals and health care facilities in the Commonwealth

### Submitted to:

The Secretary of the Department of Health and the Secretary of the Department of Human Services.

The Chair and Minority Chair of the Appropriations Committee of the Senate and the Chair and Minority Chair of the Health and Human Services Committee of the Senate.

The Chair and Minority Chair of the Appropriations Committee of the House of Representatives, the Chair and Minority Chair of the Health Committee of the House of Representatives and the Chair and Minority Chair of the Human Services Committee of the House of Representatives.

April 2022



Pennsylvania Health Care Cost Containment Council  
Barry D. Buckingham, Executive Director  
225 Market Street, Suite 400, Harrisburg, PA 17101  
717-232-6787 • [www.phc4.org](http://www.phc4.org)

# COVID-19 DISASTER EMERGENCY REPORT

## COVID-19 DISASTER EMERGENCY REPORT SUMMARY

Total COVID-19 related expenses and lost revenue reported by Pennsylvania hospitals and health systems through December 2021 (Jan 2020-December 2021) were **\$7,169,954,900**.

### Summary

- October through December 2021, PA Hospitals and Health Systems reported COVID 19 costs totaling of \$244,685,752
- The largest expense for this period was Staffing Expenses totaling \$88,792,038
- Reports have shown a significant decrease in COVID 19 costs for PA Hospitals and Health Systems over the course of 2021, although some of this is likely skewed due to a dramatic drop in Hospital and Health Systems compliant with the quarterly reporting to PHC4
- Over 90% of Hospitals and Health Systems complied with COVID 19 reporting for 2020 data each quarter, compared to only 48% of hospitals reporting for the 2021 Q4 time period, encompassed in this report (\*graph at the end of the report)

---

## Introduction and Key Findings

The Pennsylvania Health Care Cost Containment Council (PHC4) has issued this report to provide data on the effect of the COVID-19 disaster emergency on Pennsylvania hospitals and health care facilities. As directed by Act 15 of 2020, this report represents the sixth installment in a series that will be updated for one year following the termination of the COVID-19 disaster emergency. In completing this report, PHC4 aggregated data related to fourth quarter of 2021 COVID-19 expenses and lost revenue as reported by hospitals and health systems in the Commonwealth.

Pennsylvania hospitals and health systems reported **\$244,685,752** in COVID-19 related expenses and revenue losses for the period October 2021 – December 2021. These expenses and revenue losses were attributable to coronavirus and used to prevent, prepare for, and respond to the coronavirus pandemic. Total COVID-19 related expenses and lost revenue reported by Pennsylvania hospitals and health systems through December 2021 (Jan 2020-December 2021) were **\$7,169,954,900** (See table).

Specific breakdowns for the Q4 (October 2021 – December 2021) period include:

- Staffing Expenses: **\$88,792,038**
- Testing Expenses: **\$39,669,604**
- Supplies & Equipment Expenses: **\$43,188,582**
- Construction Expenses: **\$529,012**
- Housing Care Expenses: **\$264,530**
- Other Expenses: **\$21,413,086**
- Revenue Loss: **\$50,828,900**

This report reflects COVID-19 expenses and lost revenue as directed by Act 15 of 2020. This report does not reflect emergency funding provided under federal or state laws, including the Coronavirus Preparedness and Response Supplemental Appropriations Act, the Families First Coronavirus Response Act, the Coronavirus Aid, Relief, and Economic Security Act (CARES Act), or the Paycheck Protection Program and Health Care Enhancement Act.

## Background and Process

As directed by Act 15 of 2020, the Pennsylvania Health Care Cost Containment Council (PHC4) shall prepare a report to provide Pennsylvania data on the effect of the COVID-19 disaster emergency on hospitals and health care facilities in this Commonwealth by aggregating data related to COVID-19 expenses and lost revenue reported by hospitals and health care facilities in order to qualify for Federal and State assistance. The report shall include the following data points if available:

- Increased costs related to provider and staff training, including training on pandemic preparedness plans and the use of telemedicine.
- Increased staffing costs.
- Costs related to COVID-19 testing.
- Costs associated with sourcing and purchasing additional supplies and equipment.
- Costs associated with setting up emergency operations centers, including construction and retrofitting facilities to provide separate screening and security areas.
- Costs associated with providing housing and care for patients who do not require hospitalization but do not have housing in order to prevent spread of COVID-19.
- Loss of revenues due to suspension of elective services not related to COVID-19.
- Other data points required to be reported by hospitals or health care facilities to the Federal government or State government to receive COVID-19 assistance.

The report shall be submitted to the following:

- The Secretary of the Department of Health and the Secretary of the Department of Human Services.
- The Chair and Minority Chair of the Appropriations Committee of the Senate and the Chair and Minority Chair of the Health and Human Services Committee of the Senate.
- The Chair and Minority Chair of the Appropriations Committee of the House of Representatives, the Chair and Minority Chair of the Health Committee of the House of Representatives and the Chair and Minority Chair of the Human Services Committee of the House of Representatives.

The initial report was issued by the council January 15, 2021, and will be updated quarterly thereafter for one year following the termination of the COVID-19 disaster emergency under section 7301(c) (relating to general authority of Governor).

The PHC4, working in cooperation with the Hospital and Healthsystem Association of Pennsylvania (HAP), and input from a select group of hospital chief financial officers, developed a survey tool to collect COVID-19 expenses and revenue loss related data to satisfy requirements of Act 15 of 2020.

Independent hospitals and health care systems were asked to complete a COVID-19 survey for quarterly data and submit it to PHC4. Hospitals and health care systems were permitted to report as a system or individual hospital. Forty-eight percent responded to the fourth quarter 2021 COVID-19 survey.

### **COVID-19 Disaster Emergency Report Data Findings**

Hospitals and health systems reported their October 2021 – December 2021 (Q4 2021) COVID-19 related expenses and revenue losses that were attributable to coronavirus and used to prevent, prepare for and respond to coronavirus. Submissions included health care systems and independent hospitals that may include all system hospitals, ambulatory surgery centers, physicians' practices, etc. The accuracy of the data is the responsibility of each hospital or health system respondent.

As part of this analysis, PHC4 also examined data from its hospital discharge database and compared the number of quarterly inpatient discharges and outpatient visits from Pennsylvania's general acute care hospitals (GAC) and ambulatory surgery centers (ASC) during 2021 to 2019. The results show decreases for inpatient hospitalizations continue but outpatient visits increased between the time frames.

**Staffing Expenses:** COVID-19 related increased staffing and labor costs (salaries and benefits); expenses related to acquiring additional staff resources to expand or preserve care delivery and staffing emergency operation centers. Includes costs related to COVID-19 provider and staff training, (e.g., training on pandemic preparedness plans and the use of telemedicine), as well as temporary housing for staff.

- Total COVID-19 related staffing expenses for Q4 2021 reported by Pennsylvania hospitals and health systems were **\$88,792,038** (See table).

**Testing Expenses:** costs related to COVID-19 testing, including costs incurred from commercial lab services.

- Total COVID-19 related testing expenses for Q4 2021 reported by Pennsylvania hospitals and health systems were **\$39,669,604** (See table).

**Supplies & Equipment Expenses:** COVID-19 related costs associated with sourcing and purchasing additional supplies and equipment; such as, PPE and computer hardware or software related to preventing, preparing for, and responding to COVID-19, and may include temporary tents.

- Total COVID-19 related supplies & equipment expenses for Q4 2021 reported by Pennsylvania hospitals and health systems were **\$43,188,582** (See table).

**Construction Expenses:** COVID-19 related costs associated with setting up emergency operation centers, including, but not limited to, construction and retrofitting facilities to provide separate screening and security areas.

- Total COVID-19 related construction expenses for Q4 2021 reported by Pennsylvania hospitals and health systems were **\$529,012** (See table).

**Housing Care Expenses:** COVID-19 related costs associated with providing housing and care for patients who do not require hospitalization but do not have housing in order to prevent the spread of COVID-19.

- Total COVID-19 related housing care expenses for Q4 2021 reported by Pennsylvania hospitals and health systems were **\$264,530** (See table).

**Other Expenses:** other COVID-19 related expenses required to be reported to the Federal or State government to receive COVID-19 assistance; may include e.g., consulting to comply with Federal Emergency Management Agency (FEMA) and other federal regulations, workers comp and other negative financial consequences to prevent, prepare and respond to COVID-19.

- Total COVID-19 related other expenses for Q4 2021 reported by Pennsylvania hospitals and health systems were **\$21,413,086** (See table).

**Revenue Loss:** loss of revenue amount due to suspension of elective services and decreases in non-elective/emergent services not related to COVID-19; such as fewer outpatient visits, canceled elective procedures or services, or increased uncompensated care. It does not need to be specific to providing care for possible or actual coronavirus patients, but the lost revenue due to coronavirus.

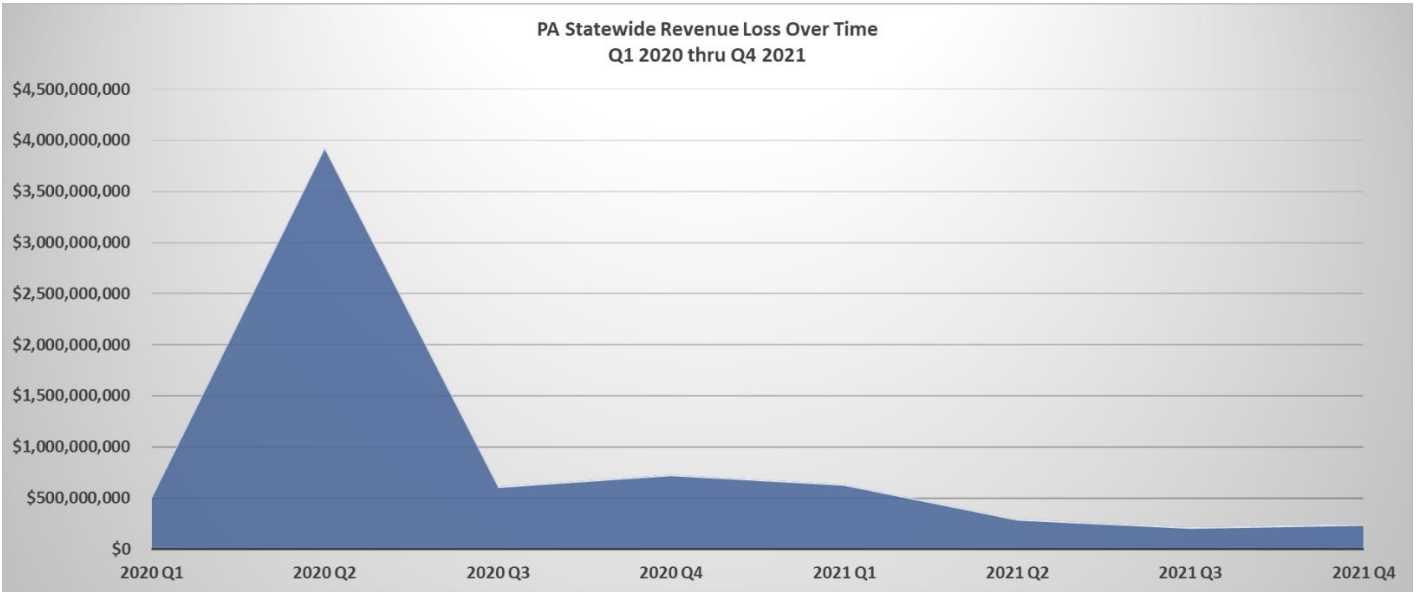
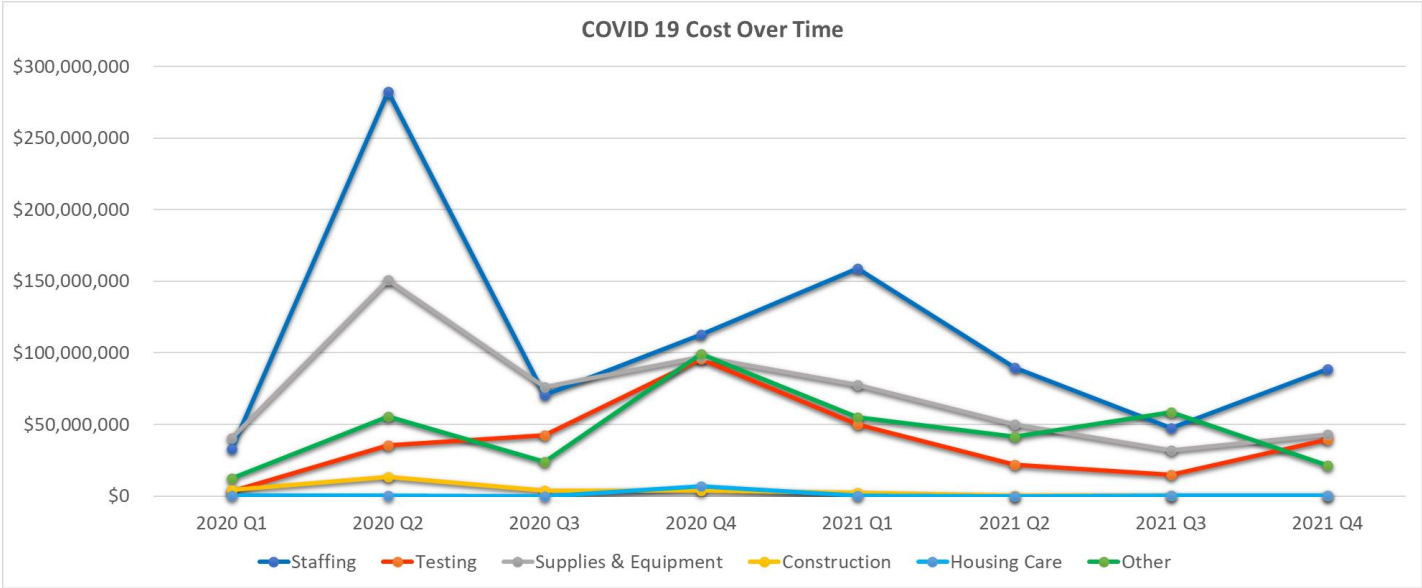
- Total COVID-19 related revenue lost for Q4 2021 reported by Pennsylvania hospitals and health systems were **\$50,828,900** (See table).

**Total COVID-19 Related Expenses & Revenue Loss:** total COVID-19 related expenses and lost revenue reported by Pennsylvania hospitals and health systems for Q4 2021 amounted to **\$244,685,752** (See table). Total COVID-19 related expenses and lost revenue reported by Pennsylvania hospitals and health systems through December 2021 is **\$7,169,954,900** (see table).

## PHC4 COVID-19 Disaster Emergency - Expenses & Revenue Loss Survey

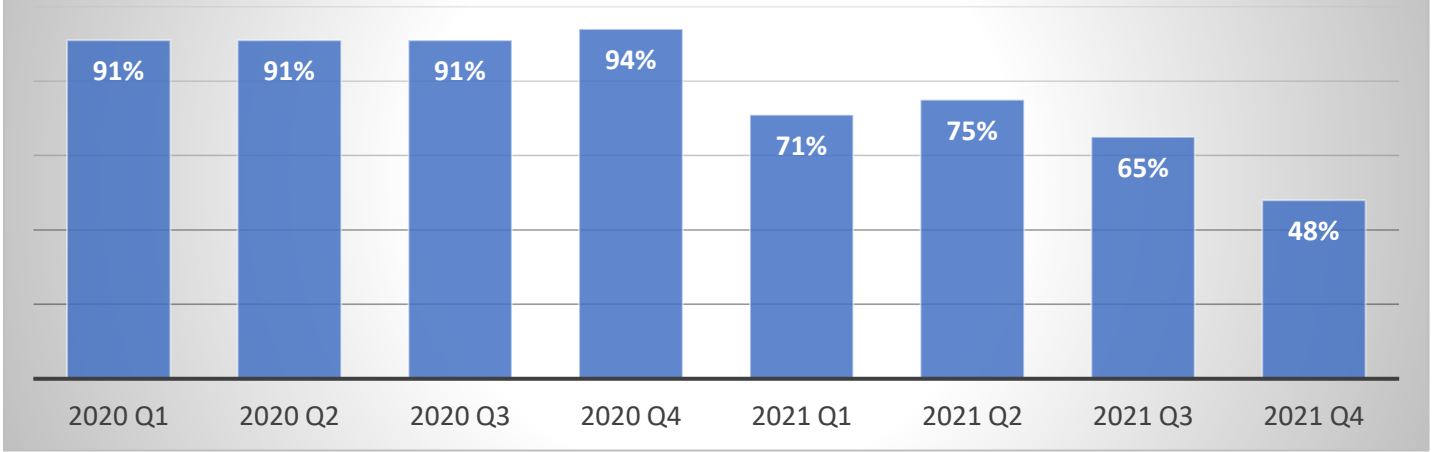
Summary Report (Due to rounding, numbers may not add up precisely to the totals provided)

Expenses & Revenue Loss	2020				2021				Total
	Q1	Q2	Q3	Q4	Q1	Q2	Q3	Q4	
Staffing	\$33,077,000	\$282,451,895	\$70,528,527	\$112,931,170	\$158,947,984	\$89,804,328	\$47,252,990	\$88,792,038	\$883,785,932
Testing	\$3,127,414	\$35,660,806	\$42,642,924	\$95,956,759	\$50,227,464	\$22,008,314	\$14,853,326	\$39,669,604	\$304,146,611
Supplies & Equipment	\$40,479,371	\$150,810,228	\$76,055,474	\$97,370,185	\$77,391,904	\$50,173,821	\$32,136,071	\$43,188,582	\$567,605,636
Construction	\$4,457,579	\$13,354,673	\$3,702,951	\$3,642,363	\$2,244,021	\$154,171	\$75,549	\$529,012	\$28,160,319
Housing Care	\$127,775	\$400,924	\$14,893	\$6,854,430	\$500,264	\$25,207	\$57,000	\$264,530	\$8,245,023
Other	\$12,549,062	\$55,545,275	\$24,002,509	\$99,289,277	\$55,043,880	\$41,251,373	\$58,423,737	\$21,413,086	\$367,518,199
Revenue Loss	\$419,752,289	\$3,388,372,995	\$395,771,099	\$311,968,024	\$292,368,931	\$90,174,074	\$61,256,866	\$50,828,900	\$5,010,493,179
<b>Statewide</b>	<b>\$513,570,491</b>	<b>\$3,926,596,796</b>	<b>\$612,718,378</b>	<b>\$728,012,208</b>	<b>\$636,724,447</b>	<b>\$293,591,289</b>	<b>\$214,055,540</b>	<b>\$244,685,752</b>	<b>\$7,169,954,900</b>





### Hospital Reporting Compliance



### Total Discharges & Visits

Facility Type	2019				
	Q1	Q2	Q3	Q4	Total
GAC Inpatient	392,945	391,132	383,300	383,518	1,550,895
GAC Outpatient	686,598	713,881	722,332	733,401	2,856,212
ASCs	246,317	264,697	254,847	264,287	1,030,148

Facility Type	2020				
	Q1	Q2	Q3	Q4	Total
GAC Inpatient	371,999	310,319	361,151	365,976	1,409,445
GAC Outpatient	695,855	525,366	733,907	732,062	2,687,190
ASCs	229,956	123,675	251,049	254,817	859,497

Facility Type	2021			
	Q1	Q2	Q3	Total
GAC Inpatient	353,293	370,932	367,817	1,092,042
GAC Outpatient	803,283	879,221	775,201	2,457,705
ASCs	240,630	266,239	257,612	764,481

**Inpatient Volume 2019Q1-2021Q3 Total and with COVID-19**

	Year/Quarter	Inpatient Total	Inpatient COVID-19	
2019	Q1	20191	392,945	0
	Q2	20192	391,132	0
	Q3	20193	383,300	0
	Q4	20194	383,518	0
2020	Q1	20201	371,999	808
	Q2	20202	310,319	18,443
	Q3	20203	361,151	7,091
	Q4	20204	365,976	39,994
2021	Q1	20211	353,293	34,617
	Q2	20212	370,932	19,463
	Q3	20213	367,817	14,640

**About PHC4**

Created by the PA General Assembly in 1986, the PA Health Care Cost Containment Council (PHC4) is an independent state agency charged with collecting, analyzing and reporting information that can be used to improve the quality and restrain the cost of health care in the state. Today, PHC4 is a recognized national leader in public health care reporting. PHC4 is governed by a board of directors representing business, labor, consumers, health care providers, insurers, health economists and state government.

**Barry D. Buckingham, Executive Director**  
**225 Market Street, Suite 400, Harrisburg, PA 17101**  
**717-232-6787 · [www.phc4.org](http://www.phc4.org)**