

Key Findings & Statewide Statistics

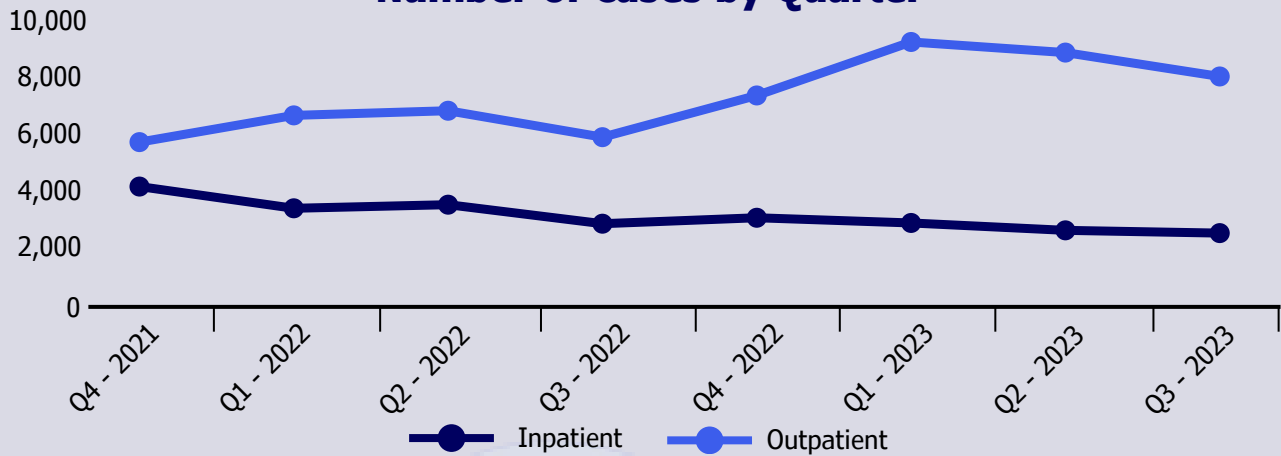
Total Knee Replacement

There were **11,062** inpatient hospitalizations and **33,503** outpatient encounters for total knee replacement procedures in Pennsylvania facilities from October 1, 2022 through September 30, 2023.

Of the inpatient hospitalizations, **8,519** cases, after exclusions, were examined in the Hospital Results section of this report in determining statewide rates of complications and postoperative length of stay.

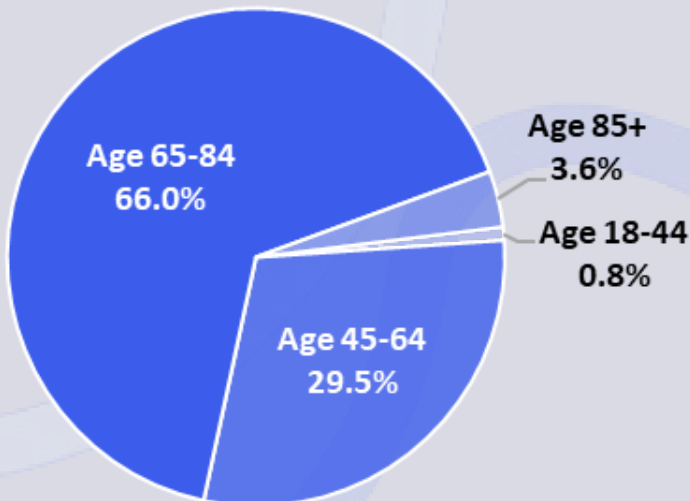
The number of inpatient total knee replacement cases decreased **39.4%** and the number of outpatient cases increased **40.4%** between Q4-2021 and Q3-2023.

Number of Cases by Quarter

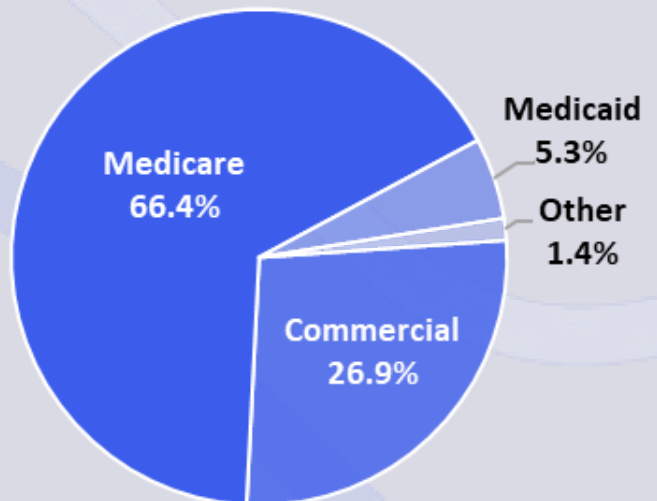


Q4-2021 through Q3-2022 data are displayed for trending purposes only and are not included in the report analyses.

Total Knee Replacement, by Age for Inpatient Hospitalizations



Total Knee Replacement, by Payer for Inpatient Hospitalizations



Percentages may not add to 100% due to rounding.

Key Findings & Statewide Statistics

Total Knee Replacement

Complications for Inpatient Hospital Stays

- **2.1%** of patients who underwent a total knee replacement had an in-hospital complication or were readmitted to an acute care hospital for a complication within 7, 30, or 90 days of discharge depending on the complication.
- At **3.8%**, patients age 85 and older had a complication rate that was statistically higher than the rest of the state, while patients age 45 to 64 had a statistically lower complication rate of **1.4%** compared to the rest of the state.

Postoperative Length of Stay for Inpatient Hospital Stays

- Patients stayed in the hospital an average of **2.0 days** following an inpatient total knee replacement.
- **3.0%** of patients who had a total knee replacement during an inpatient hospitalization experienced an extended postoperative length of stay; that is, after accounting for patient risk, they stayed in the hospital longer than expected. The average postoperative stay for these patients was **7.3 days**.

Medicare Payments for Inpatient Hospital Stays

- The average Medicare fee-for-service payment for a total knee replacement hospitalization was **\$12,847**.
- The average Medicare fee-for-service payment for a total knee replacement hospitalization with an extended postoperative length of stay was **\$15,371**.

Based on the Centers for Medicare and Medicaid Services Calendar Year 2022 Medicare fee-for-service payment data.

Key Findings & Statewide Statistics

Total Knee Replacement

Inpatient Hospitalization Rates per 10,000 Pennsylvania Residents

Statewide Rate: 9.9

Age	Female/Male	Race/Ethnicity
Age 18-44.....0.2	Female.....12.2	White (non-Hispanic).....10.9
Age 45-64.....9.1	Male.....7.5	Black (non-Hispanic).....9.7
Age 65-84.....29.4		Hispanic.....2.5
Age 85 and older.....12.7		

Poverty	Rural/Urban	Region
High Poverty.....7.7	Rural County.....9.0	Western PA.....10.4
All Other.....10.0	Urban County.....10.2	Central & Northeastern PA.....8.4
		Southeastern PA.....10.6

Rate calculations: The inpatient hospitalization rates above were based on Pennsylvania residents (10,198 hospital stays or 92.2% of all 11,062 hospitalizations for total knee replacement) using PHC4 discharge data and 2023 US Census Bureau population figures (2022 for poverty rates).

High Poverty rates included inpatient hospitalizations for residents living in areas where 20% or more of the population lives in poverty.

Rural County and *Urban County* rates were based on the designation of the county of residence as defined by The Center for Rural Pennsylvania. Urban counties are italicized in the following list of counties by region. Regional rates were adjusted for population differences in age and sex.

- Western PA includes the following counties: *Allegheny*, *Armstrong*, *Beaver*, *Bedford*, *Blair*, *Butler*, *Cambria*, *Cameron*, *Clarion*, *Clearfield*, *Crawford*, *Elk*, *Erie*, *Fayette*, *Forest*, *Greene*, *Indiana*, *Jefferson*, *Lawrence*, *McKean*, *Mercer*, *Potter*, *Somerset*, *Venango*, *Warren*, *Washington*, and *Westmoreland*.
- Central & Northeastern PA includes the following counties: *Adams*, *Bradford*, *Centre*, *Clinton*, *Columbia*, *Cumberland*, *Dauphin*, *Franklin*, *Fulton*, *Huntingdon*, *Juniata*, *Lackawanna*, *Lancaster*, *Lebanon*, *Luzerne*, *Lycoming*, *Mifflin*, *Monroe*, *Montour*, *Northumberland*, *Perry*, *Pike*, *Snyder*, *Sullivan*, *Susquehanna*, *Tioga*, *Union*, *Wayne*, *Wyoming*, and *York*.
- Southeastern PA includes the following counties: *Berks*, *Bucks*, *Carbon*, *Chester*, *Delaware*, *Lehigh*, *Montgomery*, *Northampton*, *Philadelphia*, and *Schuylkill*.

For County Rates, see “Maps – Rates by County”