

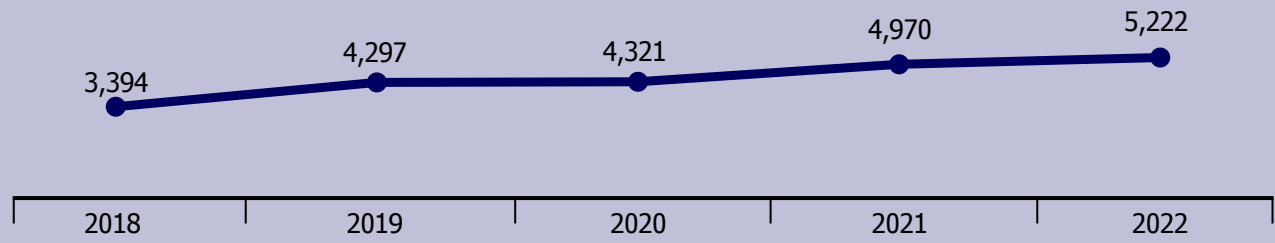
# Key Findings & Statewide Statistics

## Transcatheter Aortic Valve Replacement (TAVR)

This report examines the **10,192** hospitalizations for transcatheter aortic valve replacement (TAVR) procedures performed in Pennsylvania acute care hospitals during Calendar Years (CY) 2021 and 2022.

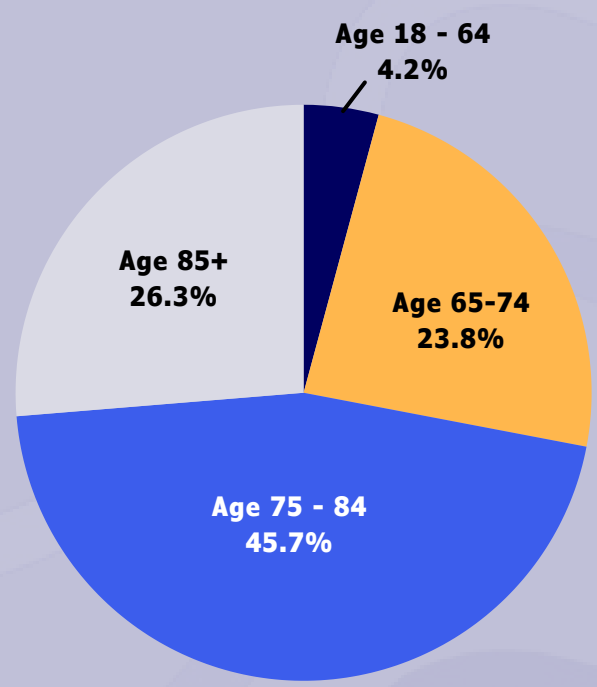
Of these hospitalizations, **9,941** cases, after exclusions, were examined in the Hospital Results section of this report in determining statewide rates of readmission and postoperative length of stay.

### Number of Cases

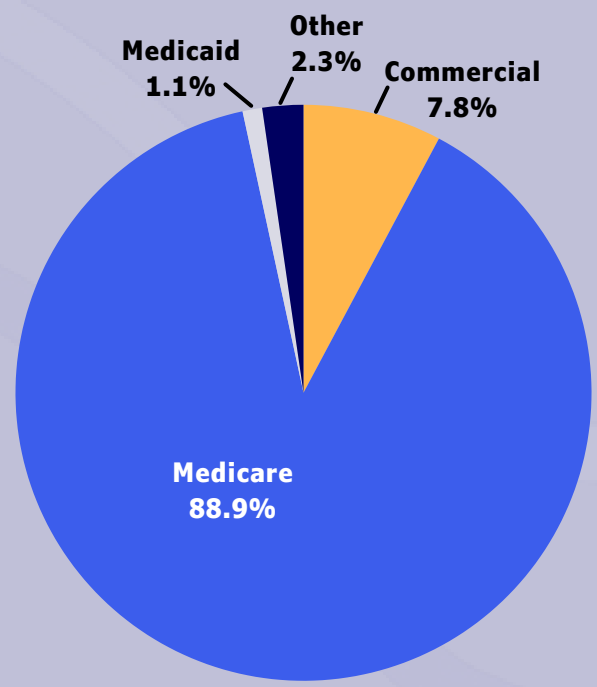


*CY 2018 – CY 2020 data are displayed for trending purposes only and are not included in the report analyses.*

### TAVR by Age



### TAVR by Payer



*Percentages may not add to 100% due to rounding.*

# Key Findings & Statewide Statistics

## Transcatheter Aortic Valve Replacement (TAVR)

### Mortality

- The in-hospital mortality rate was **0.7%**.
- Mortality ratings are not reported for hospitals and are not displayed in the Hospital Results section of the report due to the small number of mortalities statewide.

### Readmission

- **4.7%** of patients were readmitted to an acute care hospital within 7 days, **9.6%** were readmitted within 30 days, and **16.2%** were readmitted within 90 days.
- Black (non-Hispanic) patients had the highest 30-day readmission rate at **12.7%**. Hispanic and White (non-Hispanic) patients had 30-day readmission rates of **11.1%** and **9.6%**, respectively.

### Postoperative Length of Stay

- In CY 2021-2022, patients stayed in the hospital an average of **2.0** days following a TAVR procedure.
- **5.5%** of patients experienced an extended postoperative length of stay; that is, after accounting for patient risk, they stayed in the hospital longer than expected. The average postoperative stay for these patients was **8.2** days.

### Medicare Payments

- The average Medicare fee-for-service payment for hospitalizations in CY 2021-2022 was **\$46,013**.
- The average Medicare fee-for-service payment for hospitalizations with an extended postoperative length of stay was **\$55,468**.

*Based on the Centers for Medicare and Medicaid Services CY 2021-2022 Medicare fee-for-service payment data.*

# Key Findings & Statewide Statistics

## Transcatheter Aortic Valve Replacement (TAVR)

Hospitalization Rates per 10,000 Pennsylvania Residents (CY 2021-2022)  
**Statewide Rate: 8.9**

Age	Female/Male	Race/Ethnicity
Age 18-64.....0.5	Female.....7.9	White (non-Hispanic).....10.7
Age 65-74.....14.9	Male.....10.0	Black (non-Hispanic).....2.3
Age 75-84.....54.8		Hispanic.....1.3
Age 85 and older.....78.3		

Poverty	Rural/Urban	Region
High Poverty.....4.4	Rural County.....9.8	Western PA.....8.5
All Other.....9.4	Urban County.....8.6	Central & Northeastern PA.....10.2
		Southeastern PA.....8.2

Rate calculations: Hospitalization rates above were based on Pennsylvania residents (9,180 hospital stays or 90.1% of all 10,192 hospitalizations for TAVR) using PHC4 discharge data and 2022 US Census Bureau population figures.

*High Poverty* rates included hospitalizations for residents living in areas where 20% or more of the population lives in poverty.

*Rural County* and *Urban County* rates were based on the designation of the county of residence as defined by The Center for Rural Pennsylvania. Urban counties are italicized in the following list of counties by region. Regional rates were adjusted for population differences in age and sex.

- Western PA includes the following counties: *Allegheny, Armstrong, Beaver, Bedford, Blair, Butler, Cambria, Cameron, Clarion, Clearfield, Crawford, Elk, Erie, Fayette, Forest, Greene, Indiana, Jefferson, Lawrence, McKean, Mercer, Potter, Somerset, Venango, Warren, Washington, and Westmoreland.*
- Central & Northeastern PA includes the following counties: Adams, Bradford, Centre, Clinton, Columbia, *Cumberland, Dauphin, Franklin, Fulton, Huntingdon, Juniata, Lackawanna, Lancaster, Lebanon, Luzerne, Lycoming, Mifflin, Monroe, Montour, Northumberland, Perry, Pike, Snyder, Sullivan, Susquehanna, Tioga, Union, Wayne, Wyoming, and York.*
- Southeastern PA includes the following counties: *Berks, Bucks, Carbon, Chester, Delaware, Lehigh, Montgomery, Northampton, Philadelphia, and Schuylkill.*

For County Rates, see “Maps – Rates by County”