


# Pennsylvania Health Care Cost Containment Council



## 2023 Annual Report

Collecting, analyzing, and reporting data to improve the quality, and restrain the cost, of health care in the Commonwealth of Pennsylvania




Transparent Health Care Reporting

[phc4.org](https://phc4.org)  
September 2024



# Table Of Contents

<b>Executive Director's Message .....</b>	<b>1</b>
<b>About PHC4 .....</b>	<b>2</b>
<b>Governance .....</b>	<b>3</b>
<b>Our Team .....</b>	<b>9</b>
<b>Data Requests .....</b>	<b>11</b>
<b>Case Studies .....</b>	<b>14</b>
<b>Projects &amp; Research Briefs .....</b>	<b>15</b>
<b>Reports .....</b>	<b>17</b>



# Executive Director's Message

As the saying goes, the days are long, but the years are short. In what seems like the blink of an eye, three years have passed since I stepped into the role of PHC4's Executive Director, and in that short time, the long days of work by the dedicated and talented staff have led to results for which I am incredibly proud.

The advances achieved by PHC4 have been a testament to the hard work of its staff and effectively engaged Council. Amongst its many strengths, the Council represents a broad spectrum of constituencies and stakeholders, including health care consumers, business, industry and organized labor, which are all purchasers of health care benefits, as well as health care providers, payors, and policy makers. This broad spectrum of leadership provides the opportunity to produce reporting relevant to the constituencies and stakeholders represented.

With many newly appointed members, including the addition of four from the Pennsylvania General Assembly, the Council has undergone a season of reflection and renewal. The inaugural vision that led to the formation of PHC4, was imagined by the Pennsylvania AFL-CIO and the Pennsylvania Chamber of Business and Industry in their collaborative effort to provide purchasers of health care services with the information needed to obtain quality health care at a reasonable price. The business and organized labor communities remain committed to the principles of restraining cost and improving quality and access to health care. These goals continue to be of utmost importance to all Pennsylvanians. With this as its backdrop and guiding principle, the Council is nearly finished with a strategic planning process that began in 2023, which will modify or reaffirm the goals of the organization. When finalized, this new set of goals, along with a revised mission and vision statement, will guide the future efforts of PHC4.

Despite five years of strained resources, PHC4's staff have continued to meet and exceed the demands of data collection and reporting, as required by its enabling legislation. In addition to the vast assortment of public reports produced annually, PHC4 continues to achieve success in taking on special projects, issuing new research briefs, and responding to requests for customized data sets and reports.

During 2023, PHC4 worked collaboratively with the Hospital and Healthsystem Association of Pennsylvania (HAP) to produce a new report summarizing the impact of COVID-19 over a three-year period. To better serve its mission, PHC4 endeavors to pursue additional opportunities to work collaboratively with state agencies and health care organizations, such as HAP and the Pennsylvania Medical Society.

I am excited about several new upcoming initiatives, one of which is a Current Events Spotlight to address timely topics related to trends in health care. When possible, PHC4 will continue to support and assist with other statewide efforts, such as those currently underway by the Pennsylvania Rare Disease Advisory Council and the Pennsylvania Office of Rural Health.

I am grateful every day to be able to lead the professional and committed staff of PHC4 as they continue to inform the decisions of stakeholders throughout Pennsylvania.

**Barry D. Buckingham**  
**Executive Director**

# About PHC4

Created by the Pennsylvania General Assembly in 1986, the Pennsylvania Health Care Cost Containment Council (PHC4) is an independent council charged with collecting, analyzing, and reporting information that can be used to improve the quality and restrain the cost of health care in the Commonwealth. Today, PHC4 is a recognized national leader in public health care reporting. PHC4 is governed by council members representing business, labor, consumers, health care providers, insurers, health economists, and state government.

Created in 1986 by  
the Pennsylvania  
General Assembly







# Governance

PHC4 is governed by Council members who help oversee and carry out its mission. The Council is comprised of a multidisciplinary team of professionals that represent key stakeholders from across the Commonwealth. PHC4’s Executive Committee is comprised of those Council members who are elected to their positions annually, in accordance with PHC4’s statute and bylaws. PHC4’s most recent enabling legislation (Act 15 of 2020) included the addition of four members of the Pennsylvania General Assembly to the composition of the Council. Council members bring years of medical, research, business, labor, economic, and policy experience to support PHC4’s overall goal of providing stakeholders with fact-based reporting to inform decisions. Other groups and subcommittees of the Council provide guidance and oversight of the methodology, statistical expertise and rigor, data collection and/or additional areas of reporting. The ongoing support and leadership PHC4 Council members provide is imperative to the organization’s long-term success.

## Executive Committee

**Robert Bair**

**CHAIR**

**President, The Pennsylvania State Building  
& Construction Trades Council**

**Samuel Denisco**

**IMMEDIATE PAST-CHAIR**

**Principal, Cozen O’Connor  
Public Strategies**

**Karen Groh**

**VICE-CHAIR**

**President & CEO, Lebanon Valley  
Chamber of Commerce**

**Arthur Steinberg**

**TREASURER**

**President, AFT Pennsylvania**

**David Kelley, MD**

**(Designee)**

**CHAIR, DATA SYSTEMS COMMITTEE**

**Chief Medical Officer,**

**Office of Medical Assistance Programs,**

**Pennsylvania Department of Human Services**

**Joe Huxta**

**CHAIR, EDUCATION COMMITTEE**

**Manager Health and Wellness, Retired,  
Volvo-Mack Trucks**

**Tom Duzak**

**CHAIR, MANDATED BENEFITS COMMITTEE**

**VEBA Trustee, United Steelworkers of America**

# Additional Council Members

## **Valerie A. Arkoosh, MD, MPH**

Secretary,  
Pennsylvania Department of Human Services

## **Debra L. Bogen, MD**

Secretary,  
Pennsylvania Department of Health

## **Bryan Cutler**

Representative, Republican Leader,  
Pennsylvania House of Representatives

## **Randall N. DiPalo**

Financial Secretary-Treasurer, H&W  
Pension Trustee, Retired,  
Plumbers and Pipefitters, Local 520

## **Jodi A. Frantz**

(Designee)  
Chief of Staff,  
Pennsylvania Insurance Department

## **Aurthur Haywood**

Senator,  
Chair, Senate Health and Human Services Committee,  
Pennsylvania Senate

## **Camera Bartolotta**

Senator,  
Chair, Senate Labor and Industry Committee,  
Pennsylvania Senate

## **George M. Book, Jr.**

President & CEO,  
West Shore Chamber of Commerce

## **Mark Dever**

Director – Global Compensation and  
Benefits, TIMET

## **Dan Frankel**

Representative,  
Chair, House Health Committee,  
Pennsylvania House of Representatives

## **Martin Gaynor, PhD**

E.J. Barone Professor of Economics and Public Policy,  
Carnegie Mellon University

## **Michael Humphreys**

Insurance Commissioner,  
Pennsylvania Insurance Department

“Health care is a topic that touches all lives in Pennsylvania. Having the ability to help the citizens of the Commonwealth make informed decisions on health care that directly impacts themselves and their families is why being on the PHC4 board is important to me.”

- ROBERT BAIR, CHAIR

# Additional Council Members

## **Muneeza Iqbal, MPH**

(Designee)

Deputy Secretary for Health  
Resources and Services,  
Pennsylvania Department of Health

## **Neal Leshner**

Director, Government Affairs,  
Pennsylvania Chamber of Business  
and Industry

## **Matthew D. McHugh, PhD,**

## **JD, MPH, RN, FAAN**

Director, Center for Health Outcomes &  
Policy Research, University of  
Pennsylvania School of Nursing

## **Abdoul Aziz Sosseh**

Vice President, Enterprise Analytics,  
Thomas Jefferson University and  
Jefferson Health

## **Monica Virgilio**

Per Capita Representative,  
Pennsylvania AFL-CIO

## **Brad Klein, MD, MBA, FAAN,**

## **FAHS, FAANEM**

Abington Neurological Associates, Ltd, and  
Clinical Associate Professor of Neurology,  
Sidney Kimmel Medical College of  
Thomas Jefferson University

## **Gregory Martino**

Senior Government Relations  
Specialist, CVS Health

## **Michael Seim, MD**

Senior Vice President & Chief Quality  
Officer, WellSpan Health

## **Adele Towers, MD, MPH FACP**

Associate Professor of Medicine and  
Psychiatry, University of Pittsburgh and  
Senior Clinical Advisor, UPMC Enterprises

## **Michael Yantis**

Vice President, State Government  
Affairs, Highmark, Inc.

“Pennsylvanians have a right to make informed decisions about their health care. PHC4 makes these difficult decisions easier. It’s an honor to serve on this important council.”

-KAREN GROH, VICE CHAIR

# Technical Advisory Group

The Technical Advisory Group brings together professionals like physicians, biostatisticians, and health services researchers to respond to issues related to research methodology, statistical expertise, and risk-adjustment methods. They offer advice, contribute to methodological advancements, and ensure PHC4's reports stay on the cutting edge of health care information.



## **David B. Nash, MD, MBA, FACP**

**CHAIR**

**Founding Dean Emeritus,  
Jefferson School of Population Health,  
Philadelphia, PA**

## **Steven Belle, PhD**

**Professor, Graduate School of Public Health,  
University of Pittsburgh,  
Pittsburgh, PA**

## **Paul N. Casale, MD, FACC**

**Cardiologist,  
Lancaster, PA**

## **George R. Green, MD**

**Physician-in-Chief, Division of Allergy & Immunology,  
Department of Medicine, Abington Memorial Hospital,  
Abington, PA**

## **Daniel J. Glunk, MD, FACP**

**Chief Quality Officer,  
Susquehanna Health,  
Williamsport, PA**

## **Donald Liss, MD**

**Senior Medical Director of Clinical Programs  
and Policy, Independence Blue Cross,  
Philadelphia, PA**

## **Robert Shipp, III, PhD, BSN, RN, NEA-BC**

**Vice President, Population Health Strategies,  
Hospital and Healthsystem Association of PA  
Harrisburg, PA**



# Payment Data Advisory Group

The Payment Data Advisory Group produces recommendations to the Council surrounding the collection, analysis, and public reporting of payment data. The payment data advisory group includes technical experts and individuals knowledgeable in payment systems and claims data.



**Michael Yantis**

**CHAIR**

**Vice President, State Government Affairs,  
Highmark, Inc.**

**Robert Bair**

**President, Pennsylvania State Building  
& Construction Trades Council**

**Christy Dure, MHA, MPA**

**Assistant Teaching Professor, Program Director,  
Health Management & Policy,  
Dornsife School of Public Health,  
Drexel University**

**Karen Groh**

**President & CEO,  
Lebanon Valley Chamber of Commerce**

**Iftekhar Kazi**

**Chief Architect & VP,  
Enterprise Architecture, UPMC**

**Jaan Sidorov, MD**

**Internal Medicine,  
Geisinger Medical Center**

**Abdoul Aziz Sosseh**

**Vice President, Enterprise Analytics,  
Thomas-Jefferson University & Jefferson Health System**

**Carl Alberto**

**Vice President, Finance,  
St. Luke's University Health Network**

**Ravi Chawla**

**Vice President & Chief Analytics Officer,  
Independence Blue Cross**

**Martin Gaynor, PhD**

**E.J. Barone Professor of Economics & Public Policy,  
Carnegie Mellon University**

**Joe Huxta**

**Retired, Manager of Health & Wellness,  
Volvo-Mack Trucks**

**David Kelley, MD**

**(Designee)  
Chief Medical Officer,  
Office of Medical Assistance Programs,  
PA Department of Human Services**

**Jay Solomon**

**Director of Network Provider Operations,  
Capital Blue Cross**

**William Van Decker, MD**

**Cardiology, Professor, Medicine,  
Lewis Katz School of Medicine at Temple University**

# Council Committees

PHC4's Council members may serve on several committees, to support Council decision-making.

The Data Systems Committee provides direction to the Council in fulfilling its statutory goals of data collection and dissemination and confers with PHC4's Technical Advisory Group on clinical, statistical and other complicated health issues that will be reflected in the preparation, analysis and dissemination of health information from PHC4.

Their responsibilities include:

- Establishing priorities on public reports
- Coordinating data collection with other state agencies
- Collecting provider and payer data in a timely manner
- Anticipating changes in the health care system to identify and plan for the collection, analysis, and presentation of relevant data
- Reviewing and recommending policies and procedures for the PHC4 database
- Conducting administrative direction and oversight relating to data collection and analysis, including review of PHC4 budget activities, purchase/lease of equipment, and issuance of request for proposals (RFP's)

The Education Committee promotes the awareness, understanding, use, and sale of the data collected, and the information developed by PHC4. The committee's goal is to help purchasers, policy makers, and consumers of health care services make more informed decisions and enhance the value and quality of health care in Pennsylvania.

For the people,  
by the people







# Our Team

The Power of PHC4



# Barry D. Buckingham

## Executive Director

### **Rob Andersen**

Chief Information Officer

### **Patrick Fletcher**

Network Administrator, Information Services

### **Palmer Flipse**

Statistical Analyst, Research

### **Judi Good**

Senior Business Analyst, Special Requests

### **René Greenawalt**

Special Assistant to Executive Director

### **George Gugoff**

Manager, Financial Reporting

### **Katie Jordan**

Program Analyst, Communications & Education

### **Jane Keck, PhD**

Director, Health Policy Research

### **Jiahao Liu**

Program Analyst, Financial Reporting

### **Jared Martin**

Statistical Analyst, Research

### **Jake Muskovitz**

Data Analyst, Special Projects

### **Sue Neidlinger**

Director, Administration & Budget

### **JoAnne Nelson**

Manager, Special Requests

### **Gail Perez**

Descriptive Statistician, Information Services

### **Lakisha Randolph**

Administrative Officer, Administration & Budget

### **Sarah Scholl**

Registry Specialist, Research

### **Courtney Warren-Manning**

Statistical Analyst, Research

### **Abby Weand**

Manager, Research

### **Charles Wentzel**

Manager, Research



# Data Requests

## Special Requests, Custom Reports & Specialized Data Analysis

Access to good data is key to making informed health care decisions. PHC4 is very proud to be of value to the Commonwealth of Pennsylvania in providing credible, accurate information, a vital tool for health care consumers, providers, purchasers and policymakers.

PHC4 collects approximately 1.5 million inpatient records from Pennsylvania hospitals and approximately 3.5 million ambulatory/outpatient records from Pennsylvania hospitals and ambulatory surgery centers each year. These records are available for those who wish to analyze detailed inpatient discharge and ambulatory/outpatient procedure data in the form of standard predetermined data files or custom data files. There are more than 70 data fields available, which include utilization and administrative data.

PHC4's comprehensive databases can help answer questions about the care Pennsylvanians receive during their hospitalization and associated charges. PHC4 data and analyses provide invaluable assistance to the Commonwealth's employers, labor organizations, consumers, providers, insurers, and policymakers who are seeking better value for their health care dollars. Between January 1, 2023, and December 31, 2023, PHC4 fulfilled 92 requests for datasets and reports, generating revenue in the amount of \$843,695. Revenue generated from sales of data covers the agency's operating expenses, providing about 20 percent of its annual operating budget.

Non-commercial clients, including hospitals, health systems, health care organizations, purchasers, and insurers comprise the majority of PHC4 data requestors, using the data for quality improvement, strategic planning, needs assessment, market share analyses, surgical outcome analyses and utilization reviews. A portion of requests come from academic health care researchers, both inside and outside the Commonwealth and from the press. Commercial clients are those corporations/organizations that repackage and redistribute PHC4 data or analysis.

PHC4 is also a data partner with the Healthcare Cost & Utilization Project (HCUP), sponsored by the Agency for Healthcare Research and Quality. The family of databases, developed through a federal-state-industry partnership, is an essential data source for health researchers across the nation, providing comprehensive, accurate and timely data for use in evaluating cost, quality, and access to health care. A number of state agencies and members of the Pennsylvania General Assembly rely on PHC4 annually for reliable, accurate data, including the Attorney General, Auditor General, Department of Health, Department of Human Services, and the Patient Safety Authority. As an independent council, PHC4 provides data at no charge to Commonwealth of Pennsylvania state agencies, saving time, effort, and tax dollars.

During the calendar year 2023, many entities relied on PHC4 for accurate, reliable health care data. Complete listings of PHC4's special reports and requests for data (applicant & project description) are published in the Pennsylvania Bulletin.

# 2023 Data Requests

"The PHC4 database has been incredibly helpful in our research, and we are grateful for the access to such valuable data."

-Rie Sakai Bizmark, MD, MPH, PhD, Investigator, The Lundquist Institute  
Associate Professor of Pediatrics, David Geffen School of Medicine at UCLA

Agency for Healthcare Research & Quality  
Allegheny County Health Department  
Capital Health  
Columbia Law School  
Doylestown Hospital  
Evangelical Community Hospital  
Excela Health  
Geisinger Health System  
Good Shepherd Rehab Network  
Guthrie Clinic Ltd  
Health Advisory Board of the City of Chester  
Healthgrades Marketplace, LLC  
Highmark Health  
Hospital & Healthsystem Association of Pennsylvania  
Hunterdon Healthcare  
Intellimed  
Jian Strategic Marketing  
Lehigh University  
Lehigh Valley Health Network  
LifePoint Health  
Main Line Health  
Meritus Medical Center, Inc.  
Mount Nittany Health  
Nemours/Alfred I. duPont Hospital for Children  
New Jersey Hospital Association  
Penn Highlands Healthcare  
Penn Highlands Mon Valley  
Penn State Hershey Health System

Pennsylvania Department of Aging  
Pennsylvania Department of Health  
Pennsylvania Department of Human Services  
Pennsylvania Department of the Auditor General  
Pennsylvania Housing Finance Agency  
Pennsylvania Office of Attorney General  
Pennsylvania Patient Safety Authority  
Philadelphia Department of Public Health  
Philadelphia Inquirer  
Renzi Podiatry/Save Your Soles Campaign  
Roswell Park Comprehensive Cancer Center  
RWJBarnabas Health System  
Shriners Hospitals for Children  
St. Clair Hospital  
Syntellis Performance Solutions, LLC  
Temple University Health System  
Texas Christian University  
University of Pennsylvania  
University of Pittsburgh  
University of Pittsburgh Medical Center  
University of Rochester Medical Center  
Veralon Partners, Inc.  
Vizient Inc.  
Washington Health System  
WellSpan Health  
West Virginia University Medicine

# Data Requests

## Purchase Customized Data

Discover what PHC4's data can do for you



Review [PHC4's Available Data](#), [Data Price Structure](#), & identify your needs



Submit a [Data Requests Application](#)



Application review & approval process



Upon approval, analyst produces requested files. Client is provided with cost quote & invoice.



When payment is received, data files are securely transferred to client.  
**It's that easy!**

**PHC4 will support you every step of the way. We welcome your questions and look forward to being your trusted data source!**

# Case Studies

For decades researchers, doctors, health care workers, educators, government agencies, and countless others have used PHC4 data to research various health care outcomes.

The PHC4 Special Requests Team provides relevant and accurate data to support this important effort. Annually PHC4 highlights published case studies to illustrate how its data, and teams, are working to make a difference.

## *Estimating the Burden of RSV Infection*



**MARY PATRICIA NOWALK, PHD, RDN**  
PROFESSOR, UNIVERSITY OF PITTSBURGH  
SCHOOL OF MEDICINE, DEPARTMENT OF  
FAMILY MEDICINE  
CO-FOUNDER, PITTVAX

Dr. Nowalk and colleagues used data from PHC4 to estimate the hospitalization and economic burden of adults hospitalized with infections due to respiratory syncytial virus (RSV). From this research, published in *Vaccine*, these investigators suggest the age- and risk group-specific findings and economic burden estimates could help inform health care planning and resource allocation. Also assisting in prioritizing RSV vaccination policy, especially for population subgroups found to be disproportionately affected.

Dr. Nowalk noted the high value of PHC4 data because it contains the variables that enabled her team to perform subgroup analyses on factors such as age and immunosuppressed status. The team used PHC4's average charge data to further analyze the economic burden across patient groups.

## *Evaluating the Impact of Non-Fatal Firearm-Related Injuries in Pennsylvania*

The Pennsylvania Commission on Crime and Delinquency (PCCD) studied the impact of non-fatal firearm-related injuries in Pennsylvania by using data from PHC4. Researchers from PCCD and the Research and Training Institute at Indiana University of Pennsylvania examined estimated costs associated with treatment and recovery from non-fatal firearm-related injuries from January 2016 through June 2021. Using PHC4 data, the researchers determined that over the period from 2016 through the first half of 2021, Pennsylvania hospitals treated approximately 10,640 new non-fatal firearm injuries and the treatment for these patients resulted in an estimated cost of \$308.4 million. PCCD believes the research offers new insights into non-fatal firearm injuries and highlights the need for hospital-based strategies that merge medical care, counseling, and community engagement.



**PENNSYLVANIA COMMISSION  
ON CRIME AND DELINQUENCY**



# Projects & Research Briefs

At PHC4, we strive to ensure that our public reports are accurate, objective, and timely. The research team, under the guidance of the Director of Health Policy Research, regularly examines PHC4's data for changes in trends across various medical conditions and procedures. When a significant data trend is identified, the team goes outside of its annual reporting to produce a research brief. Producing and releasing these statistically relevant and meaningful research briefs supports the mission of the organization in giving Pennsylvania residents and stakeholders up-to-date health care information in order to inform decisions and prioritize resources.

## Severe Maternal Morbidity Research Brief

### Delivery Hospitalizations with Severe Maternal Morbidity 2021 - 2022 Data



PHC4 analysts identified an alarming rise in severe maternal morbidity (SMM) among patients hospitalized in PA for a delivery from 2016 through 2022. Severe maternal morbidity includes unexpected outcomes of labor and delivery that result in significant consequences to a woman's health. When a data trend such as this is identified PHC4 knows the importance of making stakeholders aware.

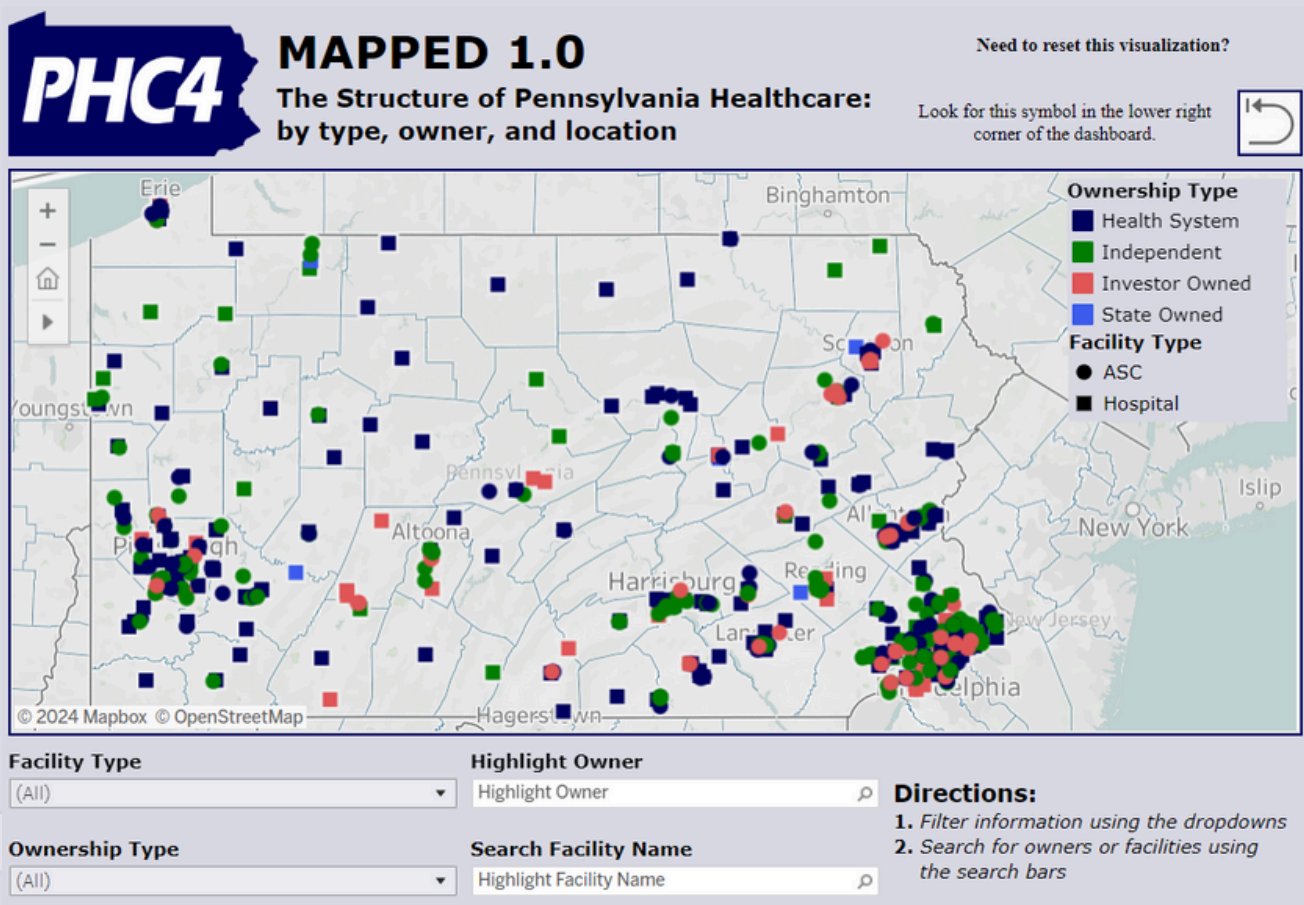
Highlights from the *Severe Maternal Morbidity Research Brief* include:

- The rate of severe maternal morbidity in PA increased 40% from 2016 to 2022
- During the two-year period from 2021-2022, the rate of severe maternal morbidity experienced in hospitals was 107.6 per 10,000 delivery hospitalizations; for a total of 2,625 women affected
- The following categories of women had higher rates of severe maternal morbidity:
  - Women who were black, non-Hispanic
  - Women 40-55 years of age
  - Women insured by Medicaid
  - Women from zip codes with poverty rates over 25%

# Projects & Research Briefs

## MAPPED 1.0

MAPPED 1.0 by PHC4, provides insight into the landscape of health care across Pennsylvania. It serves as an innovative online resource, providing an interactive map displaying health care facilities by type, owner, and location. MAPPED 1.0 empowers stakeholders with a completely customizable dashboard, allowing users to change, sort, and filter their view based on ownership, facility type, and/or facility name. Ownership types are defined by state, health system, independent, and investment group. This resource provides insight into the dynamic value PHC4 can provide through analysis of its data and knowledge of what is relevant and important in Pennsylvania. This initiative supports PHC4's commitment to transparency and its mission to produce fact-based data to support informed health care decisions.



# Reports

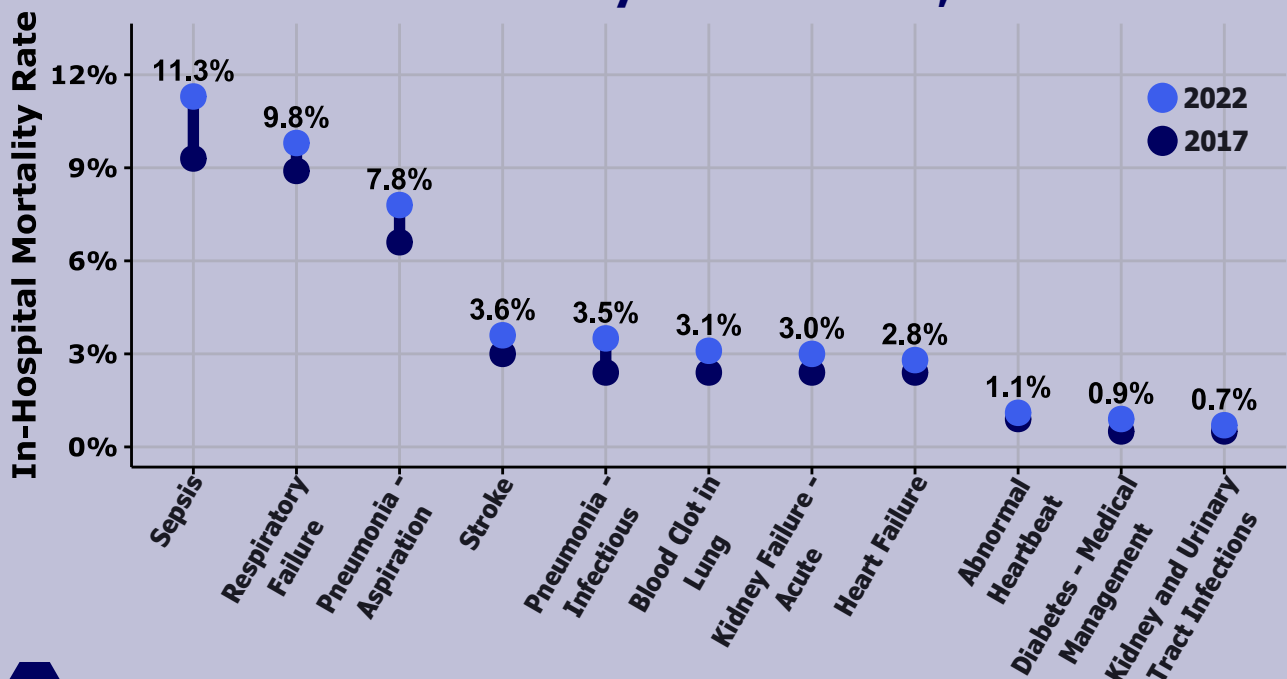
## Hospital Performance Report

PHC4's *Hospital Performance Report (HPR)* is an annual report that displays volume and outcome information about a variety of medical conditions for Pennsylvania general acute care hospitals. The most recent *HPR*, released in December 2023, included data from October 2021 through September 2022 for 17 conditions. The *HPR* consistently provides insight into hospital-specific mortality and 30-day readmission ratings, as well as volume of cases and average hospital charges. PHC4's team also examines and produces information displaying changes in statewide rates across time to provide a holistic view.

PHC4 uses clinical laboratory data, patient characteristics such as age, gender, race/ethnicity, and socioeconomic status, as well as billing codes that describe the patient's medical conditions like the presence of cancer, diabetes, heart failure, etc., to calculate risk for the patients in the report. A comprehensive description of the risk-adjustment techniques used for the *HPR* can be found in the Technical Notes at [phc4.org](http://phc4.org).

This year's *HPR* showed a statistically significant decrease in statewide 30-day readmission rates from federal fiscal year (FFY) 2017 to FFY 2022 in 10 of the 17 conditions reported. The largest decrease was in Heart Attack – Medical Management, where the readmission rate decreased from 18.3% to 14.2%. Over the same period, statewide in-hospital mortality rates showed a statistically significant increase in 11 of the 16 conditions reported, which is represented in the below visualization. The largest increase in statewide in-hospital mortality rates was in sepsis, where the mortality rate increased from 9.3% in FFY 2017 to 11.3% in FFY 2022.

### Conditions with Mortality Rate Increases, 2017 - 2022



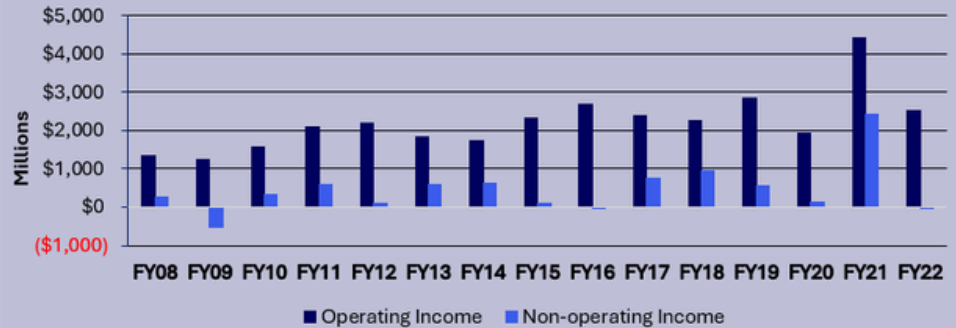
# Reports

## Financial Analysis Report

A high-quality, cost-effective health care delivery system requires financially healthy hospitals and ambulatory surgery centers (ASCs). Since fiscal year 1989, PHC4 has produced a series of financial reports measuring the financial condition and utilization of the Commonwealth's hospitals. Published as a three-part series annually, *Volume One* released in June 2023, presents a financial profile of Pennsylvania's general acute care (GAC) hospitals for fiscal year 2022. *Volume Two*, released in September 2023, provides insight into the financial health of ASCs in the Commonwealth for fiscal year 2022. *Volume Three*, released in November 2023, focuses on providing information regarding the finances of Pennsylvania's non-general acute care (Non-GAC) hospitals, which include rehabilitation hospitals, psychiatric hospitals, long-term acute care hospitals, and specialty hospitals for fiscal year 2022. These annual reports provide insight into information surrounding uncompensated care, net patient revenue (NPR), operating margin, and total margin. This series of financial reporting provides patients, providers, and policymakers with fact-based, nonpartisan information which supports informed decision-making.

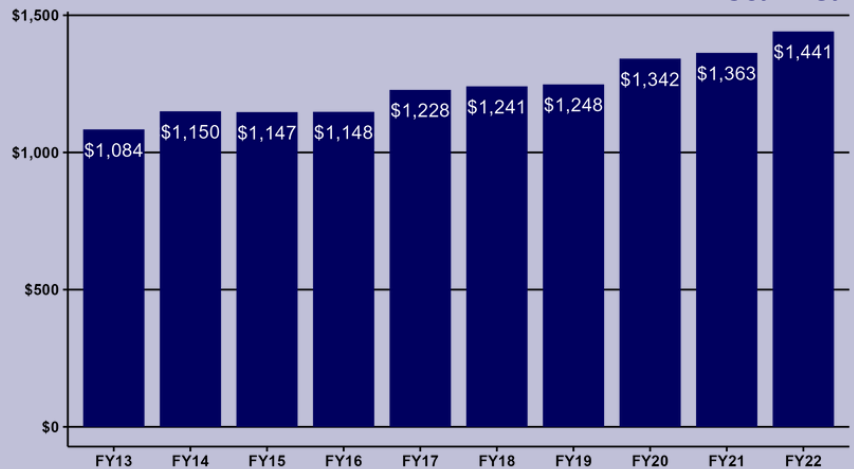
### Volume One

**Figure 1: Statewide Operating and Non-Operating Income**



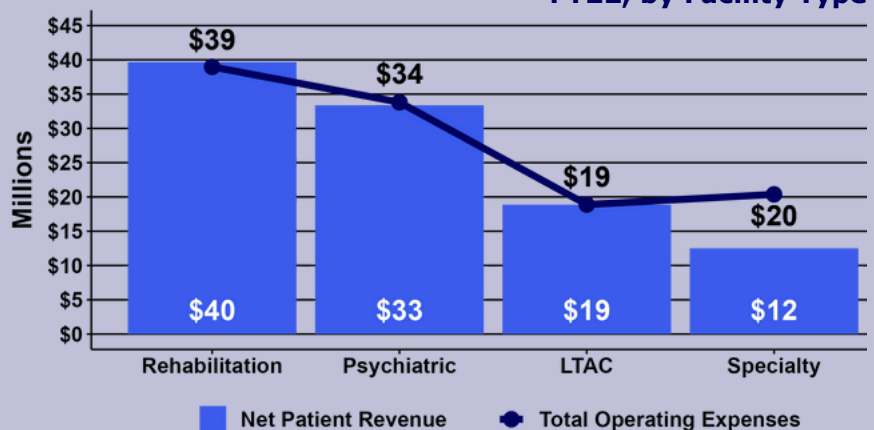
### Volume Two

**Figure 2: ASCs Statewide Average Revenue per Visit, by Fiscal Year**



### Volume Three

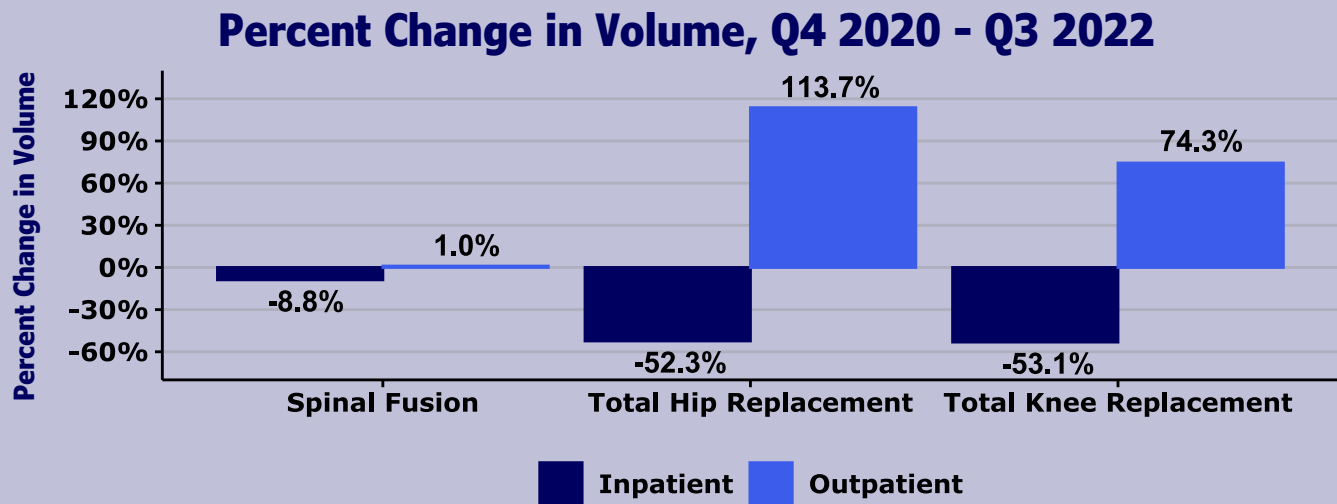
**Figure 3: Statewide Average Net Patient Revenue (NPR) and Statewide Average Total Operating Expenses (TOE), FY22, by Facility Type**





# Reports

## Common Procedures Report



PHC4's annual reports include the *Common Procedures Report (CPR)*, which displays outcome and volume information for common orthopedic procedures performed in Pennsylvania facilities. With an understanding of the evolution of where care is received, in 2023, the report, which was based on data from October 2021 through September 2022, included the total number of outpatient encounters for each procedure for the first time.

The claims data compiled for this report is submitted to PHC4 by Pennsylvania facilities. The data is subject to standard validation processes by PHC4 staff and verified for accuracy by the facilities at the individual case level. PHC4 uses clinical laboratory data, patient characteristics such as age, gender, race/ethnicity, and socioeconomic status, and billing codes that describe the patient's medical conditions like chronic lung disease, diabetes, heart failure, etc., to calculate risk for the patients in the Hospital Results section of the *CPR*. Included in the data PHC4 receives from Pennsylvania facilities is information indicating, in simple terms, "how sick the patient was" on admission to the hospital, this information is used to account for high-risk patients.

The *CPR* can be used as a tool to examine a facility's performance and experience in specific procedure categories. It is not intended to be a sole source of information for making decisions about health care, nor should it be used to generalize about the overall quality of care provided by a facility. PHC4 believes the *CPR* serves as an informative resource to assist consumers and purchasers in making more informed health care decisions, as well as an aid to providers in highlighting opportunities for quality improvement and cost containment.

# Reports

## Cardiac Procedures Report

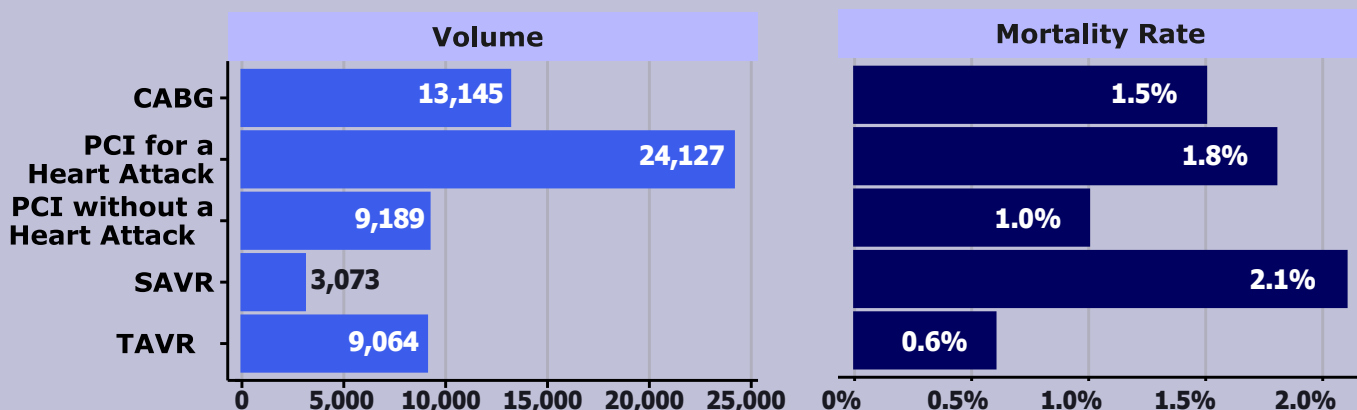
The *Cardiac Procedures Report*, released by PHC4 in July of 2023, includes data from January 2020 through December 2021 and examines the performance of Pennsylvania acute care hospitals for five types of cardiac procedures. Included in the report are hospital ratings for in-hospital mortality, 7-day, 30-day, and 90-day readmissions, and extended postoperative length of stay. To account for differences in patient risk, PHC4 uses a complex mathematical formula to risk adjust the mortality, readmission, and extended postoperative length of stay data included in this report. Risk adjusting the data is important because sicker patients may be more likely to die, experience a readmission, or have a longer postoperative length of stay. The average Medicare fee-for-service payment for hospitalizations and the average Medicare fee-for-service payment for hospitalizations with an extended postoperative length of stay are included separately for each of the five procedure types. Also examined in the report are volume results over time.

The five cardiac procedure types are:

- Coronary Artery Bypass Graft (CABG)
- Percutaneous Coronary Intervention (PCI) for patients who had a heart attack
- PCI for patients who did not have a heart attack
- Surgical Aortic Valve Replacement (SAVR)
- Transcatheter Aortic Valve Replacement (TAVR)

The *Cardiac Procedures Report* can assist consumers and purchasers in making more informed health care decisions, while also supporting those charged with effectively prioritizing resources.

### Cardiac Procedure Volume and Morality, 2020 - 2021 Data



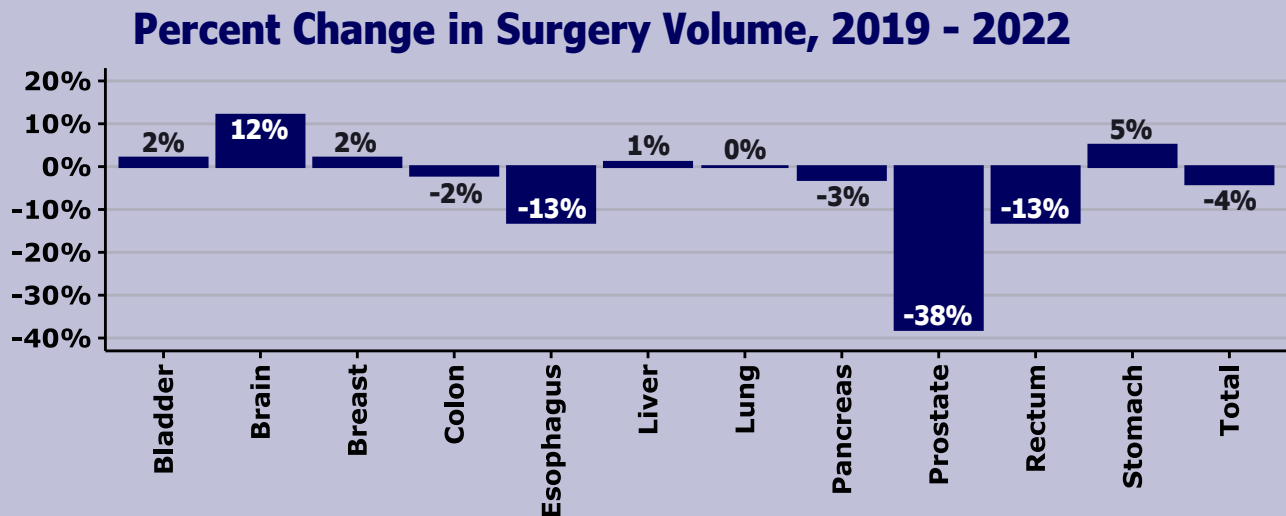
# Reports

## Cancer Surgery Volume Report

PHC4's *Cancer Surgery Volume Report* examines and displays cancer surgery volumes each year, for surgeries performed at Pennsylvania hospitals, across 11 types of cancers. The report released in 2023 showed hospital-specific results using data from July 2021 through June 2022. This information can be helpful to cancer patients, their families, and others when making decisions about cancer surgical care in Pennsylvania. There is evidence in scientific literature that hospitals with higher volumes of these types of surgeries, will have better outcomes for the patient. Hospitals with lower volumes are more likely to have worse outcomes, such as more deaths. Patients, caregivers, and families should always consult their healthcare provider when deciding where to receive their care.

The 11 types of cancer surgery included are:

- Bladder
- Brain
- Breast
- Colon
- Esophageal
- Liver
- Lung
- Pancreatic
- Prostate
- Rectal
- Stomach



Breast Cancer includes surgeries performed in inpatient and outpatient settings.

# Reports

## Utilization & Condition-Specific Reports

PHC4 releases *County-Level Utilization Reports* and *County-Level Condition-Specific Reports* on a regular cadence throughout the calendar year. These reports are produced to supply essential data to support evidence-based decision-making and analysis. *County-Level Utilization Reports* are updated every quarter and show the overall total number of inpatient hospitalizations and ambulatory/outpatient cases for Pennsylvania residents with results displayed by patient age, sex, and payer. These reports shed light on critical health care components and offer valuable insights into public health in Pennsylvania at the county level. *County-Level Condition-Specific Reports* focus on several high interest conditions displaying county-specific rates of hospitalization for Pennsylvania residents from the last available four-quarter period. The analysis within these reports is limited to Pennsylvania general acute care hospitals. This set of reporting not only displays the most essential data, but it also provides the timeliest data to decision-makers in the Commonwealth.

These PHC4 reports delve into eight distinct areas of concern, each with its own unique challenges and implications. Each report contains raw counts and rates for the following eight conditions:

- Opioid Overdose and Opioid Use Disorder
- Maternal Stays Involving Opioids
- Drug Withdrawal in Newborns
- Breast Cancer Surgery
- Potentially Preventable Hospitalizations
- Diabetes
- Sepsis
- *C. Difficile* Infections (CDI)

September 2024

# Pennsylvania Health Care Cost Containment Council



Transparent Health Care Reporting

**Barry D. Buckingham**  
**Executive Director**  
**225 Market Street Suite 400**  
**Harrisburg, PA 17101**



717-232-6787



socialmedia@phc4.org



www.phc4.org



Let's stay connected