

2011 Data

12 Common Medical Conditions  
and Surgical Procedures



# Hospital Performance Report



Southeastern Pennsylvania

December 2012

Pennsylvania Health Care  
Cost Containment Council



## About PHC4

The Pennsylvania Health Care Cost Containment Council (PHC4) is an independent state agency charged with collecting, analyzing and reporting information that can be used to improve the quality and restrain the cost of health care in the state. It was created in the mid-1980s when Pennsylvania businesses and labor unions, in collaboration with other key stakeholders, joined forces to pass market-oriented health care reforms. As a result of their efforts, the General Assembly passed legislation (Act 89 of 1986) creating PHC4.

The primary goal is to empower purchasers of health care benefits, such as employers or labor union health and welfare funds, with information they can use to improve quality and restrain costs. More than 750,000 public reports on patient treatment results are downloaded from the PHC4 website each year. Additionally, nearly 100 organizations and individuals annually acquire data that is tailored to their specific needs through PHC4's special requests process. Today, PHC4 is a recognized national leader in public health care reporting.

It is governed by a 25-member board of directors, representing business, labor, consumers, health care providers, insurers, and state government.

Scan this Quick Response Code with your smartphone (using a QR code reader app) or visit [www.phc4.org](http://www.phc4.org) to learn more about PHC4.



# Table of Contents

---

|  |           |
|--|-----------|
| <b>Key Findings</b> .....  | <b>2</b>  |
| <b>Understanding this Report</b> .....                               | <b>4</b>  |
| <b>Medical Conditions and Surgical Procedures</b>                    |           |
| Abnormal Heartbeat .....   | 8         |
| Chest Pain .....   | 10        |
| Chronic Obstructive Pulmonary Disease (COPD) .....                   | 12        |
| Colorectal Procedures .....  | 14        |
| Congestive Heart Failure (CHF) .....                                 | 16        |
| Diabetes – Medical Management .....                                  | 18        |
| Gallbladder Removal – Laparoscopic .....                             | 20        |
| Gallbladder Removal – Open .....                                     | 22        |
| Hypotension and Fainting .....                                       | 24        |
| Kidney and Urinary Tract Infections .....                            | 26        |
| Pneumonia – Aspiration .....   | 28        |
| Pneumonia – Infectious .....   | 30        |
| <b>Medicare Fee-for-Service Payments – 2010 Statewide Data</b> ..... | <b>32</b> |



## Counties included in Southeastern PA:

Berks  
Bucks  
Carbon  
Chester  
Delaware  
Lehigh  
Montgomery  
Northampton  
Philadelphia  
Schuylkill

### Additional Information on the PHC4 Website

Hospitals may have commented on this report. Comments are available on the PHC4 website at [www.phc4.org](http://www.phc4.org) or by request.

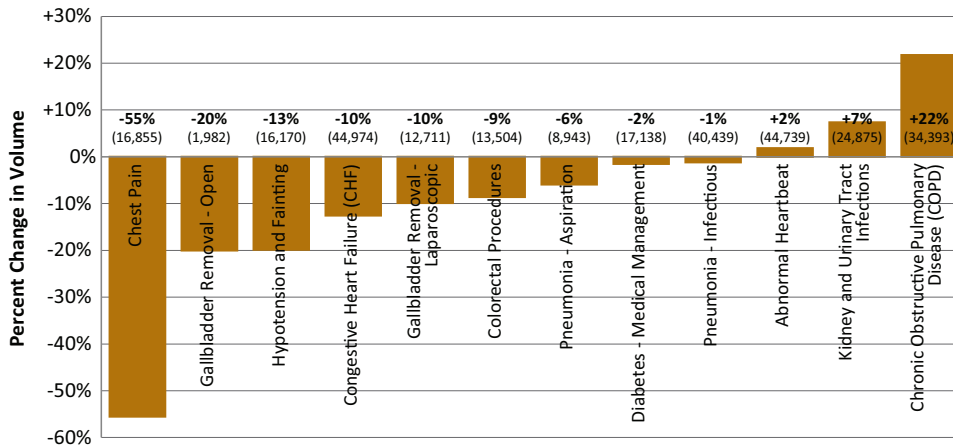
Technical information about the methodology and the calculations used for this report is detailed in a supplement, the **Technical Notes**, which is accessible from the website.

Hospital specific data details for each of the three regional versions of this report are available in a collective format, as **Downloadable Data Sets**, which can be accessed from the website.

# Key Findings

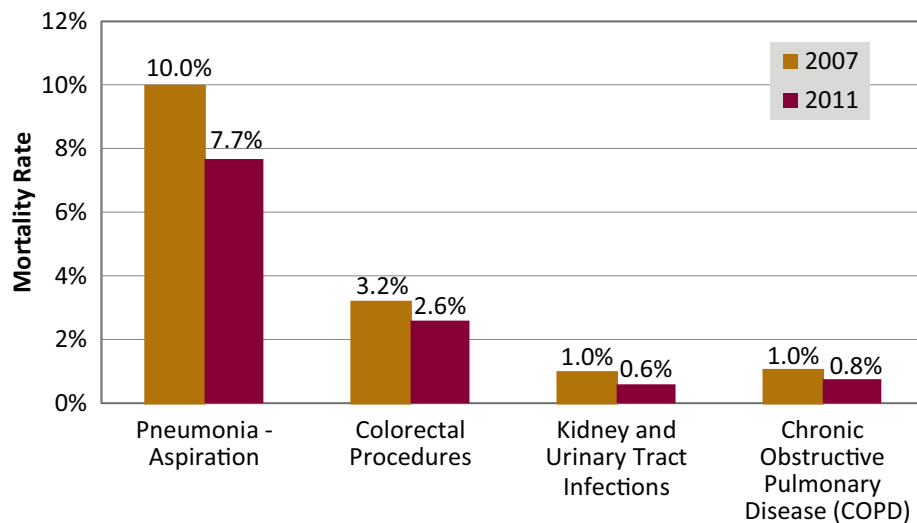
## Volume of Hospital Admissions

- The following chart shows the statewide percent change in volume, from 2007 to 2011, for each of the 12 conditions and procedures included in this report (admission totals in 2011 are shown in parentheses). Chest Pain had the largest percentage decrease in volume (-55%) from 37,868 admissions in 2007 to 16,855 admissions in 2011. Chronic Obstructive Pulmonary Disease (COPD) had the largest percentage increase in volume (+22%) from 28,251 admissions in 2007 to 34,393 admissions in 2011.



## Mortality Rates

- Statewide in-hospital mortality rates showed a statistically significant decrease in 4 of the 12 conditions between 2007 and 2011. Of these, the largest decrease was in Pneumonia - Aspiration, where the mortality rate dropped from 10.0% in 2007 to 7.7% in 2011. Other reported conditions and procedures showed no significant difference.

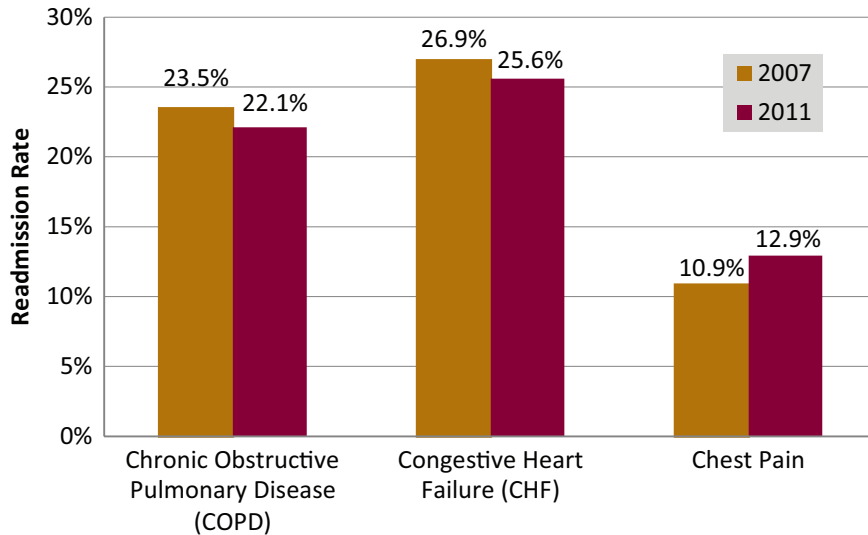


## Key Findings

- After accounting for patient risk, hospitals in the Southeastern Pennsylvania region as a whole had a significantly lower mortality rate than the rest of the state for Congestive Heart Failure (CHF), Kidney and Urinary Tract Infections, Pneumonia - Aspiration, and Pneumonia - Infectious. Other reported conditions and procedures showed no significant difference.

### Readmissions for Any Reason

- Statewide readmission rates showed a statistically significant decrease from 2007 to 2011 in Chronic Obstructive Pulmonary Disease (COPD) and Congestive Heart Failure (CHF). Chest Pain was the only reported condition to show a statistically significant increase in the readmission rate, from 10.9% in 2007 to 12.9% in 2011. Other reported conditions and procedures showed no significant difference.



- After accounting for patient risk, hospitals in the Southeastern Pennsylvania region as a whole had a significantly higher readmission rate than the rest of the state for Chest Pain, Chronic Obstructive Pulmonary Disease (COPD), Congestive Heart Failure (CHF), Diabetes - Medical, Hypotension and Fainting, Kidney and Urinary Tract Infections, and Pneumonia - Infectious. Other reported conditions and procedures showed no significant difference.

### Medicare Fee-For-Service Payments (2010 data)

- Medicare fee-for-service was the primary payer for 41.7% of Pennsylvania admissions in 2010 for the conditions and procedures in this report, for a total of over \$755 million.
- The condition with the highest average Medicare fee-for-service payment in 2010 was Colorectal Procedures, at \$18,619 per hospitalization. The condition with the lowest average Medicare fee-for-service payment in 2010 was Chest Pain, at \$2,678.

# Understanding this Report

---

## What is the purpose of this report?

Before we make a major purchase, we usually gather as much information as we can about the available product or service. By comparing what we learn about the quality of the product as well as what will be charged for it, we decide on what we believe is the best product for the best possible price. When it comes to health care services, unfortunately, the information available to consumers and purchasers to make such decisions is limited and often not widely accessible. PHC4's *Hospital Performance Report* can help to fill the information vacuum and assist consumers and purchasers in making more informed health care decisions. This report can also serve as an aid to providers in highlighting additional opportunities for quality improvement and cost containment. It should not be used in emergency situations.



## About this report

- This report includes hospital-specific outcomes for 12 medical conditions and surgical procedures, as defined by ICD-9-CM (International Classification of Diseases, Ninth Revision, Clinical Modification) codes and/or Diagnosis-Related Groups (DRGs). Technical Notes relevant to this report provide additional detail. They are posted to PHC4's website at [www.phc4.org](http://www.phc4.org).
- This report covers inpatient hospital discharges during calendar year 2011.
- This report is divided into three regional versions: Western PA, Central and Northeastern PA, and Southeastern PA.
- All Pennsylvania general acute care and most specialty general acute care hospitals are included. Children's hospitals and some specialty hospitals are not reported because they typically treat few cases relevant to the conditions and procedures included in this report. Hospitals that closed or merged with other facilities during the study period are not reported.
- The hospital names have been shortened in many cases for formatting purposes. Hospital names may be different today than during the time period covered in this report due to mergers and name changes. A list of changes can be found on the PHC4 website at [www.phc4.org](http://www.phc4.org).

## Where does the data come from?

The hospital discharge data compiled for this report was submitted to PHC4 by Pennsylvania hospitals. The data was subject to standard validation processes by PHC4 and verified for accuracy by the hospitals at the individual case level. The Medicare fee-for-service payment data was obtained from the Centers for Medicare and Medicaid Services.

# Understanding this Report

---

## Accounting for high-risk patients

Included in the data PHC4 receives from Pennsylvania hospitals is information indicating, in simple terms, “how sick the patient was” – information that is used to account for high-risk patients. Even though two patients may be admitted to the hospital with the same illness, there may be differences in the seriousness of their conditions. In order to report fair comparisons among hospitals, PHC4 uses a complex mathematical formula to risk-adjust the mortality and readmission data included in this report, meaning that hospitals receive “extra credit” for treating patients who are more seriously ill or at a greater risk than others. Risk-adjusting the data is important because sicker patients may be more likely to die or be readmitted.

PHC4 uses clinical laboratory data, patient characteristics such as age and gender, and billing codes that describe the patient’s medical conditions such as the presence of cancer, diabetes, etc. to calculate risk for the patients in this report. A comprehensive description of the risk-adjustment techniques used for this report can be found in the Technical Notes on PHC4’s website at [www.phc4.org](http://www.phc4.org).

PHC4 previously relied on a third-party vendor to collect the clinical laboratory data used in risk-adjustment and to build statistical models for calculating severity scores for each patient. In 2011, hospitals began submitting the clinical laboratory data directly to PHC4. This report is the first issued by PHC4 since this transition. PHC4 has developed statistical models for 12 medical conditions and surgical procedures. Other conditions and procedures, as well as other measures, will be included in future reports as additional models are completed.

## What is measured in the report and why is it important?

PHC4’s mission is to provide the public with information that will help to improve the quality of health care services while also providing opportunities to restrain costs. The measurement of quality in health care is not an exact science. There may be a number of ways to define quality; however, for the purposes of this report, the following measures are suggested.

- **Volume of Cases** – For each hospital, the number of cases for each condition, after exclusions, is reported. This can give a patient or a purchaser an idea of the experience each facility has in treating such patients. Studies have suggested that, in at least some areas, the volume of cases treated by a physician or hospital can be a factor in the success of the treatment. The number of cases represents separate hospital admissions, not individual patients. A patient admitted several times would be included each time in the number of cases. Outcome data are not reported for hospitals that had fewer than five cases evaluated for a measure; such low volume cannot be considered meaningful and, as such, the outcome data are not displayed. Not Reported (NR) appears in the table when this occurs.

Note: Small or specialty hospitals may report low volume due to the unique patient population they serve or geographic location.

# Understanding this Report

- Risk-Adjusted Mortality** – This measure is reported as a statistical rating that represents the number of patients who died during the hospital stay. To determine the mortality rating, PHC4 compares the number of patients one could reasonably expect to die in a given hospital in a given condition, after accounting for patient risk, with the actual number of deaths. (Please see “Understanding the Symbols” box on this page.) PHC4 has used risk-adjusted mortality statistics as a measure of quality since it began publishing reports in 1989. The mortality analysis includes Do Not Resuscitate (DNR) cases. Since DNR is defined and utilized differently across Pennsylvania hospitals, such records are retained in the analysis to avoid potential biases in mortality ratings.
- Risk-Adjusted Readmissions** – This measure is reported as a statistical rating that represents the number of patients who were readmitted following their initial hospital stay. A readmission is defined as a subsequent acute care hospitalization, for any reason in any Pennsylvania hospital, where the admit date is within 30 days of the discharge date of the original hospitalization. To determine the risk-adjusted readmission rating, PHC4 compares the number of patients one could reasonably expect to be readmitted, after accounting for patient risk, with the actual number of readmissions. (Please see “Understanding the Symbols” box on this page.) The readmission measure is not reported for conditions or procedures that are likely to result in a high number of planned readmissions. While some re-hospitalizations can be expected, high quality care may lessen the need for subsequent hospitalizations.
- Case-Mix Adjusted Hospital Charges** – This report also includes the average hospital charge for each of the 12 conditions and procedures. The average charge reported is for the entire length of the hospital stay. It does not include professional fees (e.g., physician fees) or other additional post-discharge costs,

## Understanding the Symbols

The symbols displayed in this report represent a comparison of a hospital’s actual rate to what is expected after accounting for patient risk.

| Symbol | Description  | Explanation   |
|--------|--|---|
| ○      | Hospital’s rate was significantly lower than expected.         | Fewer patients died or were readmitted than could be attributed to patient risk and random variation.                           |
| ◉      | Hospital’s rate was not significantly different than expected. | The number of patients who died or were readmitted was within the range anticipated based on patient risk and random variation. |
| ●      | Hospital’s rate was significantly higher than expected.        | More patients died or were readmitted than could be attributed to patient risk and random variation.                            |



# Understanding this Report

---

such as rehabilitation treatment, long-term care and/or home health care. The average charge was adjusted for the mix of cases that was specific to each hospital. (For more information, please refer to the Technical Notes at [www.phc4.org](http://www.phc4.org)). While charges are what the hospital reports on the billing form, they may not accurately represent the amount a hospital receives in payment for the services it delivers. Hospitals usually receive less in actual payments than the listed charge.

- **Medicare Fee-for-Service Payments** – In a separate section, average statewide Medicare fee-for-service payments are displayed for the 12 medical conditions/surgical procedures included in this report. This information is also broken down by the MS-DRGs (Medicare Severity – Diagnosis-Related Group) associated with each condition/procedure. The most recent data available to PHC4 was for calendar year 2010.

## How to use this report

- **Patients/Consumers** can use this report as an aid in making decisions about where to seek treatment for the conditions detailed in this report. As with any health care decision, PHC4 urges the reader to use this report in conjunction with a physician or other health care provider when making a health care decision.
- **Group Benefits Purchasers/Insurers** can use this report as part of a process in determining where employees, subscribers, members, or participants should go for their health care.
- **Health Care Providers** can use this report as an aid in identifying opportunities for quality improvement and cost containment.
- **Policymakers/Public Officials** can use this report to enhance their understanding of health care issues, to ask provocative questions, to raise public awareness of important issues and to help constituents identify quality health care options.
- All of the previously mentioned groups can use this information to raise important questions about why differences exist in the quality and efficiency of care.

This report can be used as a tool. It should not be used to generalize about the overall quality of care at a hospital, but instead to examine hospital performance in specific treatment categories. The measurement of quality is highly complex, and the information used to capture such measures is limited. A hospital death is frequently an unavoidable consequence of a patient's medical condition. Hospitals and physicians may do everything right, and the patient can still die. However, the statistical methods used for this report eliminate many of the clinical and medical differences among the patients in different hospitals, thereby allowing us to explore the real differences in the measures presented. The pursuit of these issues can play an important and constructive role in raising the quality while restraining the cost of health care in the Commonwealth of Pennsylvania.

# Abnormal Heartbeat

## Abnormal Heartbeat

Includes abnormalities in the heart rate (how fast or slow the heart beats) and/or the heart rhythm (how regular/steady the heart beats). Common examples include tachycardia (too fast), bradycardia (too slow), and atrial fibrillation (too fast and irregular).

### Understanding the Symbols

The symbols displayed in this report represent a comparison of a hospital's actual rate of mortality or readmission to what is expected after accounting for varying illness levels among patients. See page 6.


- Rate significantly lower than expected.
- ◉ Rate not significantly different than expected.
- Rate significantly higher than expected.

NR Not reported.  
Fewer than five cases evaluated.

| Hospital                         | Cases         | Mortality   | Readmission (for any reason) | Average Hospital Charge |
|----------------------------------|---------------|-------------|------------------------------|-------------------------|
| <b>TOTAL: Statewide</b>          | <b>44,739</b> | <b>0.8%</b> | <b>14.9%</b>                 | <b>\$37,994</b>         |
| <b>Southeastern Pennsylvania</b> | <b>18,752</b> | <b>0.7%</b> | <b>15.3%</b>                 | <b>\$56,681</b>         |
| Abington Memorial                | 919           | ◉           | ◉                            | \$58,293                |
| Albert Einstein                  | 537           | ◉           | ●                            | \$64,999                |
| Aria Health                      | 946           | ◉           | ◉                            | \$48,906                |
| Brandywine                       | 165           | ◉           | ◉                            | \$55,279                |
| Chester County                   | 423           | ◉           | ◉                            | \$25,272                |
| Chestnut Hill                    | 205           | ◉           | ◉                            | \$88,966                |
| Crozer Chester                   | 268           | ◉           | ◉                            | \$79,753                |
| Delaware County Memorial         | 199           | ◉           | ◉                            | \$69,700                |
| Doylestown                       | 583           | ◉           | ◉                            | \$42,492                |
| Eastern Regional                 | 10            | ◉           | ◉                            | \$87,765                |
| Easton                           | 354           | ◉           | ◉                            | \$67,695                |
| Gnaden Huetten Memorial          | 95            | ◉           | ◉                            | \$18,912                |
| Grand View                       | 318           | ◉           | ◉                            | \$29,168                |
| Hahnemann University             | 388           | ◉           | ◉                            | \$94,648                |
| Holy Redeemer                    | 358           | ◉           | ◉                            | \$60,139                |
| Hospital Fox Chase Cancer        | 18            | ◉           | ●                            | \$33,158                |
| Hospital University PA           | 1,285         | ◉           | ◉                            | \$99,248                |
| Jeanes                           | 262           | ◉           | ◉                            | \$88,954                |
| Jennersville Regional            | 90            | ◉           | ◉                            | \$53,306                |
| Lansdale                         | 221           | ◉           | ◉                            | \$34,508                |
| Lehigh Valley                    | 1,060         | ◉           | ◉                            | \$49,295                |
| Lehigh Valley/Muhlenberg         | 401           | ◉           | ◉                            | \$47,660                |
| Lower Bucks                      | 135           | ◉           | ◉                            | \$70,824                |
| Main Line Bryn Mawr              | 535           | ◉           | ◉                            | \$38,704                |
| Main Line Lankenau               | 735           | ◉           | ◉                            | \$40,909                |
| Main Line Paoli                  | 443           | ◉           | ◉                            | \$40,637                |

## Abnormal Heartbeat

| Hospital                  | Cases | Mortality | Readmission (for any reason) | Average Hospital Charge |
|---------------------------|-------|-----------|------------------------------|-------------------------|
| Mercy Fitzgerald          | 217   | ⊙         | ⊙                            | \$47,089                |
| Mercy Philadelphia        | 192   | ⊙         | ⊙                            | \$81,936                |
| Mercy Suburban            | 138   | ⊙         | ⊙                            | \$42,662                |
| Methodist Division/TJUH   | 154   | ⊙         | ⊙                            | \$66,327                |
| Nazareth                  | 301   | ⊙         | ⊙                            | \$64,329                |
| Palmerton                 | 75    | ⊙         | ⊙                            | \$19,708                |
| Penn Presbyterian         | 587   | ⊙         | ⊙                            | \$70,264                |
| Pennsylvania              | 305   | ⊙         | ⊙                            | \$76,249                |
| Phoenixville              | 247   | ⊙         | ⊙                            | \$64,987                |
| Pottstown Memorial        | 305   | ⊙         | ⊙                            | \$49,992                |
| Reading                   | 699   | ⊙         | ○                            | \$28,686                |
| Riddle Memorial           | 292   | ⊙         | ⊙                            | \$46,753                |
| Roxborough Memorial       | 123   | ⊙         | ●                            | \$47,649                |
| Sacred Heart/Allentown    | 98    | ⊙         | ⊙                            | \$52,420                |
| Schuylkill-East Norwegian | 164   | ⊙         | ⊙                            | \$15,945                |
| Schuylkill-South Jackson  | 192   | ●         | ⊙                            | \$16,290                |
| Springfield               | 48    | ⊙         | ⊙                            | \$86,565                |
| St Joseph's/Philadelphia  | 47    | ⊙         | ⊙                            | \$53,372                |
| St Joseph/Reading         | 295   | ⊙         | ⊙                            | \$22,751                |
| St Luke's Miners          | 38    | ⊙         | ○                            | \$32,488                |
| St Luke's Quakertown      | 98    | ⊙         | ⊙                            | \$46,481                |
| St Luke's/Bethlehem       | 772   | ⊙         | ⊙                            | \$48,790                |
| St Mary                   | 1,035 | ⊙         | ⊙                            | \$38,358                |
| Surg Institute of Reading | 0     | NR        | NR                           | NR                      |
| Taylor                    | 196   | ⊙         | ⊙                            | \$83,088                |
| Temple University         | 339   | ⊙         | ⊙                            | \$112,712               |
| Thomas Jefferson Univ     | 618   | ⊙         | ●                            | \$54,619                |
| Westfield                 | 2     | NR        | NR                           | NR                      |



# Chest Pain

## Chest Pain

Pain in the chest that is not related to the heart (non-cardiac chest pain). Common causes for this type of chest pain include gastric reflux (“heartburn”), pleurisy (inflammation of the membrane around the lungs), and problems with the ribs and muscles of the chest.

### Understanding the Symbols

The symbols displayed in this report represent a comparison of a hospital’s actual rate of mortality or readmission to what is expected after accounting for varying illness levels among patients. See page 6.

- Rate significantly lower than expected.
- ◉ Rate not significantly different than expected.
- Rate significantly higher than expected.

NR Not reported.  
Fewer than five cases evaluated.

| Hospital                         | Cases         | Mortality   | Readmission (for any reason) | Average Hospital Charge |
|----------------------------------|---------------|-------------|------------------------------|-------------------------|
| <b>TOTAL: Statewide</b>          | <b>16,855</b> | <b>0.1%</b> | <b>12.9%</b>                 | <b>\$19,451</b>         |
| <b>Southeastern Pennsylvania</b> | <b>10,578</b> | <b>0.1%</b> | <b>13.8%</b>                 | <b>\$23,642</b>         |
| Abington Memorial                | 467           | ◉           | ◉                            | \$21,631                |
| Albert Einstein                  | 440           | ◉           | ●                            | \$26,977                |
| Aria Health                      | 489           | ◉           | ●                            | \$18,269                |
| Brandywine                       | 133           | ◉           | ◉                            | \$27,239                |
| Chester County                   | 184           | ◉           | ◉                            | \$13,248                |
| Chestnut Hill                    | 118           | ◉           | ◉                            | \$35,089                |
| Crozer Chester                   | 114           | ◉           | ○                            | \$41,842                |
| Delaware County Memorial         | 164           | ◉           | ◉                            | \$38,455                |
| Doylestown                       | 86            | ◉           | ◉                            | \$15,963                |
| Eastern Regional                 | 2             | NR          | NR                           | NR                      |
| Easton                           | 205           | ◉           | ◉                            | \$29,565                |
| Gnaden Huetten Memorial          | 5             | ◉           | ◉                            | \$8,521                 |
| Grand View                       | 88            | ◉           | ◉                            | \$18,694                |
| Hahnemann University             | 656           | ◉           | ◉                            | \$42,076                |
| Holy Redeemer                    | 103           | ◉           | ◉                            | \$30,242                |
| Hospital Fox Chase Cancer        | 3             | NR          | NR                           | NR                      |
| Hospital University PA           | 257           | ◉           | ◉                            | \$26,689                |
| Jeanes                           | 190           | ◉           | ◉                            | \$28,552                |
| Jennersville Regional            | 40            | ◉           | ◉                            | \$33,024                |
| Lansdale                         | 167           | ◉           | ◉                            | \$17,547                |
| Lehigh Valley                    | 225           | ◉           | ◉                            | \$21,959                |
| Lehigh Valley/Muhlenberg         | 109           | ◉           | ○                            | \$25,952                |
| Lower Bucks                      | 289           | ◉           | ◉                            | \$25,567                |
| Main Line Bryn Mawr              | 336           | ◉           | ○                            | \$19,300                |
| Main Line Lankenau               | 439           | ◉           | ◉                            | \$18,138                |
| Main Line Paoli                  | 264           | ◉           | ○                            | \$20,608                |

## Chest Pain

| Hospital                  | Cases | Mortality | Readmission<br>(for any reason) | Average<br>Hospital<br>Charge |
|---------------------------|-------|-----------|---------------------------------|-------------------------------|
| Mercy Fitzgerald          | 300   | ⊙         | ⊙                               | \$23,280                      |
| Mercy Philadelphia        | 190   | ⊙         | ●                               | \$22,870                      |
| Mercy Suburban            | 111   | ⊙         | ⊙                               | \$20,575                      |
| Methodist Division/TJUH   | 265   | ⊙         | ●                               | \$20,563                      |
| Nazareth                  | 267   | ⊙         | ⊙                               | \$25,887                      |
| Palmerton                 | 7     | ⊙         | ⊙                               | \$8,429                       |
| Penn Presbyterian         | 345   | ⊙         | ⊙                               | \$20,322                      |
| Pennsylvania              | 280   | ⊙         | ⊙                               | \$24,203                      |
| Phoenixville              | 61    | ⊙         | ⊙                               | \$31,728                      |
| Pottstown Memorial        | 34    | ⊙         | ⊙                               | \$29,482                      |
| Reading                   | 76    | ⊙         | ⊙                               | \$15,130                      |
| Riddle Memorial           | 282   | ⊙         | ⊙                               | \$18,013                      |
| Roxborough Memorial       | 141   | ⊙         | ●                               | \$13,253                      |
| Sacred Heart/Allentown    | 163   | ⊙         | ⊙                               | \$17,571                      |
| Schuylkill-East Norwegian | 78    | ⊙         | ⊙                               | \$6,344                       |
| Schuylkill-South Jackson  | 41    | ⊙         | ⊙                               | \$5,469                       |
| Springfield               | 10    | ⊙         | ⊙                               | \$43,707                      |
| St Joseph's/Philadelphia  | 222   | ⊙         | ⊙                               | \$17,705                      |
| St Joseph/Reading         | 36    | ⊙         | ⊙                               | \$13,197                      |
| St Luke's Miners          | 52    | ⊙         | ⊙                               | \$13,213                      |
| St Luke's Quakertown      | 27    | ⊙         | ⊙                               | \$22,016                      |
| St Luke's/Bethlehem       | 485   | ⊙         | ○                               | \$19,401                      |
| St Mary                   | 579   | ⊙         | ⊙                               | \$15,362                      |
| Surg Institute of Reading | 1     | NR        | NR                              | NR                            |
| Taylor                    | 82    | ⊙         | ⊙                               | \$41,994                      |
| Temple University         | 290   | ⊙         | ⊙                               | \$44,928                      |
| Thomas Jefferson Univ     | 462   | ⊙         | ●                               | \$21,948                      |
| Westfield                 | 2     | NR        | NR                              | NR                            |



# Chronic Obstructive Pulmonary Disease (COPD)

## Chronic Obstructive Pulmonary Disease (COPD)

Chronic damage, inflammation, and narrowing of the airways in the lungs. Common COPD diseases include emphysema and chronic obstructive bronchitis.

### Understanding the Symbols

The symbols displayed in this report represent a comparison of a hospital's actual rate of mortality or readmission to what is expected after accounting for varying illness levels among patients. See page 6.

- Rate significantly lower than expected.
- ⊖ Rate not significantly different than expected.
- Rate significantly higher than expected.

NR Not reported.  
Fewer than five cases evaluated.

| Hospital                         | Cases         | Mortality   | Readmission (for any reason) | Average Hospital Charge |
|----------------------------------|---------------|-------------|------------------------------|-------------------------|
| <b>TOTAL: Statewide</b>          | <b>34,393</b> | <b>0.8%</b> | <b>22.1%</b>                 | <b>\$25,431</b>         |
| <b>Southeastern Pennsylvania</b> | <b>13,036</b> | <b>0.8%</b> | <b>24.3%</b>                 | <b>\$40,262</b>         |
| Abington Memorial                | 491           | ⊖           | ⊖                            | \$42,570                |
| Albert Einstein                  | 262           | ⊖           | ⊖                            | \$32,696                |
| Aria Health                      | 933           | ⊖           | ●                            | \$40,304                |
| Brandywine                       | 246           | ⊖           | ●                            | \$41,789                |
| Chester County                   | 224           | ⊖           | ⊖                            | \$26,063                |
| Chestnut Hill                    | 185           | ⊖           | ⊖                            | \$49,420                |
| Crozer Chester                   | 401           | ⊖           | ⊖                            | \$81,357                |
| Delaware County Memorial         | 244           | ⊖           | ⊖                            | \$72,389                |
| Doylestown                       | 241           | ●           | ⊖                            | \$31,385                |
| Eastern Regional                 | 11            | ⊖           | NR                           | \$44,857                |
| Easton                           | 326           | ⊖           | ⊖                            | \$38,289                |
| Gnaden Huetten Memorial          | 168           | ⊖           | ⊖                            | \$11,935                |
| Grand View                       | 138           | ⊖           | ○                            | \$29,658                |
| Hahnemann University             | 204           | ⊖           | ⊖                            | \$68,243                |
| Holy Redeemer                    | 186           | ⊖           | ⊖                            | \$43,329                |
| Hospital Fox Chase Cancer        | 10            | ⊖           | ⊖                            | \$22,448                |
| Hospital University PA           | 162           | ⊖           | ⊖                            | \$41,556                |
| Jeanes                           | 200           | ⊖           | ⊖                            | \$48,850                |
| Jennersville Regional            | 118           | ⊖           | ⊖                            | \$34,793                |
| Lansdale                         | 151           | ⊖           | ⊖                            | \$29,967                |
| Lehigh Valley                    | 540           | ⊖           | ⊖                            | \$29,010                |
| Lehigh Valley/Muhlenberg         | 254           | ⊖           | ⊖                            | \$30,628                |
| Lower Bucks                      | 210           | ⊖           | ⊖                            | \$44,560                |
| Main Line Bryn Mawr              | 247           | ⊖           | ⊖                            | \$45,828                |
| Main Line Lankenau               | 250           | ⊖           | ○                            | \$40,748                |
| Main Line Paoli                  | 179           | ⊖           | ⊖                            | \$47,866                |



## Chronic Obstructive Pulmonary Disease (COPD)

| Hospital                  | Cases | Mortality | Readmission (for any reason) | Average Hospital Charge |
|---------------------------|-------|-----------|------------------------------|-------------------------|
| Mercy Fitzgerald          | 341   | ⊙         | ●                            | \$40,624                |
| Mercy Philadelphia        | 374   | ⊙         | ●                            | \$35,956                |
| Mercy Suburban            | 127   | ●         | ⊙                            | \$45,194                |
| Methodist Division/TJUH   | 412   | ⊙         | ⊙                            | \$37,021                |
| Nazareth                  | 262   | ⊙         | ●                            | \$34,363                |
| Palmerton                 | 63    | ⊙         | ⊙                            | \$10,906                |
| Penn Presbyterian         | 166   | ⊙         | ⊙                            | \$31,064                |
| Pennsylvania              | 165   | ⊙         | ⊙                            | \$43,402                |
| Phoenixville              | 176   | ⊙         | ⊙                            | \$53,436                |
| Pottstown Memorial        | 389   | ⊙         | ●                            | \$45,392                |
| Reading                   | 414   | ⊙         | ⊙                            | \$21,583                |
| Riddle Memorial           | 241   | ⊙         | ⊙                            | \$51,914                |
| Roxborough Memorial       | 173   | ⊙         | ⊙                            | \$24,008                |
| Sacred Heart/Allentown    | 88    | ⊙         | ⊙                            | \$31,492                |
| Schuylkill-East Norwegian | 171   | ⊙         | ⊙                            | \$12,569                |
| Schuylkill-South Jackson  | 136   | ⊙         | ⊙                            | \$11,573                |
| Springfield               | 78    | ⊙         | ⊙                            | \$83,731                |
| St Joseph's/Philadelphia  | 192   | ⊙         | ●                            | \$27,896                |
| St Joseph/Reading         | 175   | ⊙         | ⊙                            | \$16,239                |
| St Luke's Miners          | 58    | ⊙         | ⊙                            | \$25,836                |
| St Luke's Quakertown      | 81    | ⊙         | ⊙                            | \$38,190                |
| St Luke's/Bethlehem       | 503   | ⊙         | ●                            | \$33,119                |
| St Mary                   | 529   | ⊙         | ⊙                            | \$28,967                |
| Surg Institute of Reading | 0     | NR        | NR                           | NR                      |
| Taylor                    | 287   | ⊙         | ⊙                            | \$88,857                |
| Temple University         | 494   | ⊙         | ⊙                            | \$62,482                |
| Thomas Jefferson Univ     | 179   | ⊙         | ⊙                            | \$38,778                |
| Westfield                 | 9     | ⊙         | ⊙                            | \$11,741                |



## Colorectal Procedures

### Colorectal Procedures

Surgical procedure performed on the colon (large intestine) and rectum (last section of the large intestine). Reasons for colorectal procedures include cancer and diverticulitis (severe inflammation of large intestine). Common procedures include removal of the rectum or part or all of the large intestine. Does not include patients with abdominal trauma.

### Understanding the Symbols

The symbols displayed in this report represent a comparison of a hospital's actual rate of mortality or readmission to what is expected after accounting for varying illness levels among patients. See page 6.

- Rate significantly lower than expected.
- ◉ Rate not significantly different than expected.
- Rate significantly higher than expected.

NR Not reported. Fewer than five cases evaluated.


Readmission ratings were not reported for colorectal procedures to avoid counting readmissions that may have been planned for cancer treatment.

| Hospital                         | Cases         | Mortality   | Average Hospital Charge |
|----------------------------------|---------------|-------------|-------------------------|
| <b>TOTAL: Statewide</b>          | <b>13,504</b> | <b>2.6%</b> | <b>\$75,475</b>         |
| <b>Southeastern Pennsylvania</b> | <b>5,324</b>  | <b>2.4%</b> | <b>\$107,342</b>        |
| Abington Memorial                | 319           | ○           | \$102,721               |
| Albert Einstein                  | 130           | ○           | \$132,188               |
| Aria Health                      | 222           | ○           | \$68,956                |
| Brandywine                       | 39            | ○           | \$181,354               |
| Chester County                   | 123           | ○           | \$60,974                |
| Chestnut Hill                    | 51            | ○           | \$168,089               |
| Crozer Chester                   | 75            | ○           | \$217,374               |
| Delaware County Memorial         | 97            | ○           | \$217,391               |
| Doylestown                       | 94            | ○           | \$71,412                |
| Eastern Regional                 | 20            | ○           | \$117,989               |
| Easton                           | 72            | ○           | \$174,022               |
| Gnaden Huetten Memorial          | 20            | ○           | \$30,107                |
| Grand View                       | 114           | ○           | \$71,697                |
| Hahnemann University             | 108           | ○           | \$203,099               |
| Holy Redeemer                    | 93            | ○           | \$115,138               |
| Hospital Fox Chase Cancer        | 141           | ○           | \$53,148                |
| Hospital University PA           | 276           | ○           | \$129,821               |
| Jeanes                           | 85            | ○           | \$133,889               |
| Jennersville Regional            | 20            | ○           | \$128,335               |
| Lansdale                         | 52            | ○           | \$79,610                |
| Lehigh Valley                    | 398           | ○           | \$96,596                |
| Lehigh Valley/Muhlenberg         | 114           | ○           | \$84,171                |
| Lower Bucks                      | 14            | ○           | \$152,169               |
| Main Line Bryn Mawr              | 98            | ○           | \$107,505               |
| Main Line Lankenau               | 209           | ○           | \$100,982               |
| Main Line Paoli                  | 120           | ○           | \$75,311                |



## Colorectal Procedures

| Hospital                  | Cases | Mortality | Average Hospital Charge |
|---------------------------|-------|-----------|-------------------------|
| Mercy Fitzgerald          | 66    | ⊙         | \$155,857               |
| Mercy Philadelphia        | 31    | ⊙         | \$127,213               |
| Mercy Suburban            | 75    | ⊙         | \$100,866               |
| Methodist Division/TJUH   | 37    | ⊙         | \$99,387                |
| Nazareth                  | 72    | ⊙         | \$68,329                |
| Palmerton                 | 12    | ⊙         | \$53,823                |
| Penn Presbyterian         | 96    | ⊙         | \$115,777               |
| Pennsylvania              | 205   | ⊙         | \$86,608                |
| Phoenixville              | 69    | ⊙         | \$113,395               |
| Pottstown Memorial        | 54    | ⊙         | \$135,811               |
| Reading                   | 232   | ⊙         | \$60,766                |
| Riddle Memorial           | 93    | ⊙         | \$139,697               |
| Roxborough Memorial       | 17    | ⊙         | \$72,762                |
| Sacred Heart/Allentown    | 23    | ⊙         | \$76,895                |
| Schuylkill-East Norwegian | 45    | ⊙         | \$33,073                |
| Schuylkill-South Jackson  | 33    | ⊙         | \$36,554                |
| Springfield               | 8     | ⊙         | \$177,102               |
| St Joseph's/Philadelphia  | 14    | ⊙         | \$105,671               |
| St Joseph/Reading         | 68    | ⊙         | \$55,952                |
| St Luke's Miners          | 6     | ⊙         | \$64,022                |
| St Luke's Quakertown      | 30    | ⊙         | \$107,928               |
| St Luke's/Bethlehem       | 242   | ⊙         | \$110,247               |
| St Mary                   | 211   | ⊙         | \$102,169               |
| Surg Institute of Reading | 16    | ⊙         | \$49,586                |
| Taylor                    | 51    | ⊙         | \$198,701               |
| Temple University         | 103   | ⊙         | \$229,038               |
| Thomas Jefferson Univ     | 265   | ⊙         | \$109,691               |
| Westfield                 | 7     | ⊙         | \$46,122                |



## Congestive Heart Failure (CHF)

### Congestive Heart Failure (CHF)

Inability of the heart to pump enough blood to meet the needs of the body leading to swelling of the legs and shortness of breath from fluid build-up in the lungs. Common causes of heart failure include heart disease (e.g., coronary artery disease and heart valve problems) and long-standing hypertension (high blood pressure).

#### Understanding the Symbols

The symbols displayed in this report represent a comparison of a hospital's actual rate of mortality or readmission to what is expected after accounting for varying illness levels among patients. See page 6.


- Rate significantly lower than expected.
- ◉ Rate not significantly different than expected.
- Rate significantly higher than expected.

NR Not reported. Fewer than five cases evaluated.

| Hospital                         | Cases         | Mortality   | Readmission (for any reason) | Average Hospital Charge |
|----------------------------------|---------------|-------------|------------------------------|-------------------------|
| <b>TOTAL: Statewide</b>          | <b>44,974</b> | <b>3.0%</b> | <b>25.6%</b>                 | <b>\$31,861</b>         |
| <b>Southeastern Pennsylvania</b> | <b>18,819</b> | <b>2.5%</b> | <b>27.3%</b>                 | <b>\$47,312</b>         |
| Abington Memorial                | 807           | ◉           | ○                            | \$49,873                |
| Albert Einstein                  | 776           | ●           | ◉                            | \$43,513                |
| Aria Health                      | 780           | ◉           | ◉                            | \$44,944                |
| Brandywine                       | 213           | ◉           | ◉                            | \$49,778                |
| Chester County                   | 411           | ◉           | ○                            | \$25,373                |
| Chestnut Hill                    | 274           | ◉           | ◉                            | \$62,424                |
| Crozer Chester                   | 449           | ◉           | ◉                            | \$82,050                |
| Delaware County Memorial         | 295           | ◉           | ◉                            | \$77,595                |
| Doylestown                       | 427           | ◉           | ◉                            | \$32,747                |
| Eastern Regional                 | 3             | NR          | NR                           | NR                      |
| Easton                           | 345           | ◉           | ◉                            | \$43,910                |
| Gnaden Huetten Memorial          | 124           | ◉           | ◉                            | \$13,558                |
| Grand View                       | 220           | ○           | ◉                            | \$32,492                |
| Hahnemann University             | 538           | ◉           | ●                            | \$84,630                |
| Holy Redeemer                    | 385           | ◉           | ◉                            | \$55,834                |
| Hospital Fox Chase Cancer        | 15            | ◉           | ●                            | \$25,211                |
| Hospital University PA           | 676           | ◉           | ◉                            | \$65,405                |
| Jeanes                           | 317           | ◉           | ◉                            | \$67,612                |
| Jennersville Regional            | 136           | ◉           | ◉                            | \$47,208                |
| Lansdale                         | 205           | ◉           | ◉                            | \$32,288                |
| Lehigh Valley                    | 954           | ◉           | ◉                            | \$34,570                |
| Lehigh Valley/Muhlenberg         | 496           | ◉           | ◉                            | \$37,703                |
| Lower Bucks                      | 233           | ◉           | ◉                            | \$54,184                |
| Main Line Bryn Mawr              | 406           | ◉           | ◉                            | \$47,995                |
| Main Line Lankenau               | 649           | ◉           | ◉                            | \$44,778                |
| Main Line Paoli                  | 262           | ◉           | ◉                            | \$51,000                |

## Congestive Heart Failure (CHF)

| Hospital                  | Cases | Mortality | Readmission (for any reason) | Average Hospital Charge |
|---------------------------|-------|-----------|------------------------------|-------------------------|
| Mercy Fitzgerald          | 355   | ⊙         | ●                            | \$48,919                |
| Mercy Philadelphia        | 322   | ○         | ⊙                            | \$45,829                |
| Mercy Suburban            | 200   | ⊙         | ⊙                            | \$42,693                |
| Methodist Division/TJUH   | 389   | ⊙         | ●                            | \$49,322                |
| Nazareth                  | 406   | ○         | ●                            | \$48,905                |
| Palmerton                 | 141   | ⊙         | ⊙                            | \$13,356                |
| Penn Presbyterian         | 665   | ⊙         | ⊙                            | \$46,591                |
| Pennsylvania              | 229   | ⊙         | ⊙                            | \$62,034                |
| Phoenixville              | 179   | ⊙         | ⊙                            | \$55,874                |
| Pottstown Memorial        | 268   | ⊙         | ⊙                            | \$44,519                |
| Reading                   | 846   | ○         | ○                            | \$23,599                |
| Riddle Memorial           | 273   | ⊙         | ●                            | \$46,355                |
| Roxborough Memorial       | 170   | ●         | ●                            | \$30,054                |
| Sacred Heart/Allentown    | 137   | ⊙         | ⊙                            | \$40,222                |
| Schuylkill-East Norwegian | 269   | ●         | ●                            | \$14,286                |
| Schuylkill-South Jackson  | 175   | ⊙         | ●                            | \$13,130                |
| Springfield               | 52    | ●         | ⊙                            | \$92,073                |
| St Joseph's/Philadelphia  | 114   | ⊙         | ⊙                            | \$43,155                |
| St Joseph/Reading         | 321   | ⊙         | ⊙                            | \$19,750                |
| St Luke's Miners          | 79    | ⊙         | ⊙                            | \$25,534                |
| St Luke's Quakertown      | 82    | ⊙         | ○                            | \$41,910                |
| St Luke's/Bethlehem       | 722   | ○         | ⊙                            | \$40,990                |
| St Mary                   | 459   | ⊙         | ⊙                            | \$35,518                |
| Surg Institute of Reading | 0     | NR        | NR                           | NR                      |
| Taylor                    | 206   | ⊙         | ⊙                            | \$89,537                |
| Temple University         | 614   | ⊙         | ⊙                            | \$86,260                |
| Thomas Jefferson Univ     | 518   | ⊙         | ⊙                            | \$55,121                |
| Westfield                 | 6     | ⊙         | ⊙                            | \$15,696                |



## Diabetes - Medical Management

### Diabetes – Medical Management

Inability of the body to metabolize food properly because it does not make enough insulin or it does not use the insulin properly. Diabetes can lead to acute complications such as a coma from too much or too little glucose (blood sugar) and long-term complications such as kidney disease and damage to blood vessels and nerves.

#### Understanding the Symbols

The symbols displayed in this report represent a comparison of a hospital's actual rate of mortality or readmission to what is expected after accounting for varying illness levels among patients. See page 6.

- Rate significantly lower than expected.
- ⊖ Rate not significantly different than expected.
- Rate significantly higher than expected.

NR Not reported.  
Fewer than five cases evaluated.

| Hospital                         | Cases         | Mortality   | Readmission (for any reason) | Average Hospital Charge |
|----------------------------------|---------------|-------------|------------------------------|-------------------------|
| <b>TOTAL: Statewide</b>          | <b>17,138</b> | <b>0.7%</b> | <b>21.4%</b>                 | <b>\$25,809</b>         |
| <b>Southeastern Pennsylvania</b> | <b>8,157</b>  | <b>0.7%</b> | <b>22.7%</b>                 | <b>\$36,666</b>         |
| Abington Memorial                | 308           | ⊖           | ⊖                            | \$40,045                |
| Albert Einstein                  | 430           | ⊖           | ⊖                            | \$32,112                |
| Aria Health                      | 447           | ⊖           | ⊖                            | \$24,814                |
| Brandywine                       | 100           | ⊖           | ⊖                            | \$33,652                |
| Chester County                   | 109           | ⊖           | ⊖                            | \$20,244                |
| Chestnut Hill                    | 117           | ⊖           | ⊖                            | \$35,464                |
| Crozer Chester                   | 204           | ⊖           | ⊖                            | \$66,612                |
| Delaware County Memorial         | 133           | ⊖           | ⊖                            | \$63,171                |
| Doylestown                       | 72            | ⊖           | ○                            | \$23,811                |
| Eastern Regional                 | 10            | ⊖           | NR                           | \$54,878                |
| Easton                           | 126           | ⊖           | ⊖                            | \$33,320                |
| Gnaden Huetten Memorial          | 36            | ⊖           | ⊖                            | \$10,400                |
| Grand View                       | 67            | ⊖           | ○                            | \$26,639                |
| Hahnemann University             | 242           | ⊖           | ⊖                            | \$70,549                |
| Holy Redeemer                    | 75            | ⊖           | ⊖                            | \$34,198                |
| Hospital Fox Chase Cancer        | 11            | ⊖           | ⊖                            | \$13,518                |
| Hospital University PA           | 291           | ⊖           | ⊖                            | \$41,863                |
| Jeanes                           | 139           | ⊖           | ⊖                            | \$38,977                |
| Jennersville Regional            | 41            | ⊖           | ⊖                            | \$29,124                |
| Lansdale                         | 116           | ⊖           | ⊖                            | \$25,308                |
| Lehigh Valley                    | 285           | ⊖           | ⊖                            | \$29,530                |
| Lehigh Valley/Muhlenberg         | 158           | ⊖           | ⊖                            | \$33,251                |
| Lower Bucks                      | 97            | ⊖           | ⊖                            | \$39,107                |
| Main Line Bryn Mawr              | 135           | ⊖           | ⊖                            | \$40,017                |
| Main Line Lankenau               | 224           | ⊖           | ⊖                            | \$35,142                |
| Main Line Paoli                  | 84            | ⊖           | ⊖                            | \$39,864                |

## Diabetes - Medical Management

| Hospital                  | Cases | Mortality | Readmission (for any reason) | Average Hospital Charge |
|---------------------------|-------|-----------|------------------------------|-------------------------|
| Mercy Fitzgerald          | 183   | ⊙         | ⊙                            | \$34,048                |
| Mercy Philadelphia        | 293   | ⊙         | ●                            | \$36,970                |
| Mercy Suburban            | 110   | ⊙         | ⊙                            | \$35,181                |
| Methodist Division/TJUH   | 162   | ⊙         | ⊙                            | \$32,808                |
| Nazareth                  | 118   | ⊙         | ⊙                            | \$31,009                |
| Palmerton                 | 29    | ⊙         | ⊙                            | \$10,512                |
| Penn Presbyterian         | 214   | ⊙         | ⊙                            | \$27,304                |
| Pennsylvania              | 185   | ⊙         | ⊙                            | \$39,885                |
| Phoenixville              | 81    | ⊙         | ⊙                            | \$40,073                |
| Pottstown Memorial        | 127   | ⊙         | ⊙                            | \$29,922                |
| Reading                   | 256   | ⊙         | ⊙                            | \$21,025                |
| Riddle Memorial           | 121   | ⊙         | ⊙                            | \$46,434                |
| Roxborough Memorial       | 77    | ●         | ⊙                            | \$17,380                |
| Sacred Heart/Allentown    | 65    | ⊙         | ⊙                            | \$24,817                |
| Schuylkill-East Norwegian | 65    | ⊙         | ⊙                            | \$12,801                |
| Schuylkill-South Jackson  | 69    | ⊙         | ⊙                            | \$9,916                 |
| Springfield               | 20    | ⊙         | ⊙                            | \$62,860                |
| St Joseph's/Philadelphia  | 127   | ⊙         | ⊙                            | \$24,424                |
| St Joseph/Reading         | 73    | ⊙         | ⊙                            | \$17,944                |
| St Luke's Miners          | 31    | ⊙         | ⊙                            | \$18,670                |
| St Luke's Quakertown      | 58    | ⊙         | ⊙                            | \$32,231                |
| St Luke's/Bethlehem       | 327   | ⊙         | ⊙                            | \$27,050                |
| St Mary                   | 235   | ⊙         | ⊙                            | \$23,742                |
| Surg Institute of Reading | 0     | NR        | NR                           | NR                      |
| Taylor                    | 108   | ⊙         | ⊙                            | \$60,759                |
| Temple University         | 579   | ⊙         | ●                            | \$65,759                |
| Thomas Jefferson Univ     | 245   | ⊙         | ●                            | \$34,403                |
| Westfield                 | 1     | NR        | NR                           | NR                      |



## Gallbladder Removal - Laparoscopic

### Gallbladder Removal – Laparoscopic

Removal of the gallbladder using several small incisions and a laparoscope (small camera on the end of an instrument) inserted into the abdomen. This type of procedure is sometimes referred to as “minimally invasive” surgery. Common reasons for laparoscopic gallbladder removal include cholelithiasis (stones in the gallbladder) and cholecystitis (inflammation of the gallbladder).

#### Understanding the Symbols

The symbols displayed in this report represent a comparison of a hospital’s actual rate of mortality or readmission to what is expected after accounting for varying illness levels among patients. See page 6.

- Rate significantly lower than expected.
- ⊖ Rate not significantly different than expected.
- Rate significantly higher than expected.


NR Not reported.  
Fewer than five cases evaluated.

| Hospital                         | Cases         | Mortality   | Readmission (for any reason) | Average Hospital Charge |
|----------------------------------|---------------|-------------|------------------------------|-------------------------|
| <b>TOTAL: Statewide</b>          | <b>12,711</b> | <b>0.2%</b> | <b>7.6%</b>                  | <b>\$40,281</b>         |
| <b>Southeastern Pennsylvania</b> | <b>5,443</b>  | <b>0.1%</b> | <b>7.5%</b>                  | <b>\$54,880</b>         |
| Abington Memorial                | 265           | ○           | ○                            | \$51,016                |
| Albert Einstein                  | 198           | ●           | ○                            | \$62,196                |
| Aria Health                      | 321           | ○           | ○                            | \$39,483                |
| Brandywine                       | 73            | ○           | ○                            | \$92,537                |
| Chester County                   | 200           | ○           | ○                            | \$29,068                |
| Chestnut Hill                    | 70            | ○           | ○                            | \$87,555                |
| Crozer Chester                   | 96            | ○           | ●                            | \$122,554               |
| Delaware County Memorial         | 124           | ○           | ○                            | \$88,408                |
| Doylestown                       | 137           | ○           | ○                            | \$36,754                |
| Eastern Regional                 | 1             | NR          | NR                           | NR                      |
| Easton                           | 92            | ○           | ○                            | \$98,282                |
| Gnaden Huetten Memorial          | 32            | ○           | ○                            | \$20,765                |
| Grand View                       | 137           | ○           | ○                            | \$33,936                |
| Hahnemann University             | 61            | ○           | ○                            | \$110,831               |
| Holy Redeemer                    | 62            | ○           | ○                            | \$64,283                |
| Hospital Fox Chase Cancer        | 10            | ○           | ○                            | \$17,879                |
| Hospital University PA           | 150           | ○           | ○                            | \$71,914                |
| Jeanes                           | 54            | ○           | ○                            | \$91,351                |
| Jennersville Regional            | 54            | ○           | ○                            | \$64,263                |
| Lansdale                         | 89            | ○           | ○                            | \$47,468                |
| Lehigh Valley                    | 318           | ○           | ○                            | \$48,849                |
| Lehigh Valley/Muhlenberg         | 130           | ○           | ○                            | \$41,856                |
| Lower Bucks                      | 59            | ○           | ○                            | \$75,058                |
| Main Line Bryn Mawr              | 167           | ○           | ○                            | \$49,507                |
| Main Line Lankenau               | 219           | ○           | ○                            | \$37,526                |
| Main Line Paoli                  | 118           | ○           | ○                            | \$33,585                |



## Gallbladder Removal - Laparoscopic

| Hospital                  | Cases | Mortality | Readmission (for any reason) | Average Hospital Charge |
|---------------------------|-------|-----------|------------------------------|-------------------------|
| Mercy Fitzgerald          | 86    | ⊙         | ⊙                            | \$66,938                |
| Mercy Philadelphia        | 33    | ⊙         | ⊙                            | \$79,226                |
| Mercy Suburban            | 39    | ⊙         | ⊙                            | \$50,518                |
| Methodist Division/TJUH   | 70    | ⊙         | ⊙                            | \$49,207                |
| Nazareth                  | 115   | ⊙         | ⊙                            | \$42,955                |
| Palmerton                 | 14    | ⊙         | ⊙                            | \$23,536                |
| Penn Presbyterian         | 87    | ⊙         | ⊙                            | \$57,393                |
| Pennsylvania              | 93    | ⊙         | ⊙                            | \$48,119                |
| Phoenixville              | 69    | ⊙         | ⊙                            | \$66,518                |
| Pottstown Memorial        | 72    | ⊙         | ⊙                            | \$68,765                |
| Reading                   | 235   | ⊙         | ⊙                            | \$32,121                |
| Riddle Memorial           | 121   | ⊙         | ⊙                            | \$62,327                |
| Roxborough Memorial       | 36    | ⊙         | ⊙                            | \$32,981                |
| Sacred Heart/Allentown    | 33    | ●         | ⊙                            | \$46,451                |
| Schuylkill-East Norwegian | 56    | ⊙         | ⊙                            | \$19,524                |
| Schuylkill-South Jackson  | 58    | ⊙         | ⊙                            | \$20,442                |
| Springfield               | 12    | ⊙         | ⊙                            | \$96,862                |
| St Joseph's/Philadelphia  | 21    | ⊙         | ⊙                            | \$45,229                |
| St Joseph/Reading         | 71    | ⊙         | ⊙                            | \$36,727                |
| St Luke's Miners          | 21    | ⊙         | ⊙                            | \$44,400                |
| St Luke's Quakertown      | 35    | ⊙         | ●                            | \$62,502                |
| St Luke's/Bethlehem       | 203   | ⊙         | ⊙                            | \$54,420                |
| St Mary                   | 190   | ⊙         | ⊙                            | \$47,630                |
| Surg Institute of Reading | 0     | NR        | NR                           | NR                      |
| Taylor                    | 72    | ⊙         | ⊙                            | \$98,295                |
| Temple University         | 98    | ⊙         | ⊙                            | \$121,126               |
| Thomas Jefferson Univ     | 195   | ⊙         | ⊙                            | \$59,344                |
| Westfield                 | 15    | ⊙         | ●                            | \$27,248                |



## Gallbladder Removal - Open

### Gallbladder Removal – Open

Removal of the gallbladder using one large incision rather than several small incisions as is used in laparoscopic gallbladder removal. This type of open procedure is sometimes referred to as “traditional” gallbladder removal. Common reasons for open gallbladder removal include cholelithiasis (stones in the gallbladder), cholecystitis (inflammation of the gallbladder), and cancer.

### Understanding the Symbols

The symbols displayed in this report represent a comparison of a hospital’s actual rate of mortality or readmission to what is expected after accounting for varying illness levels among patients. See page 6.

- Rate significantly lower than expected.
- ◉ Rate not significantly different than expected.
- Rate significantly higher than expected.

NR Not reported.  
Fewer than five cases evaluated.

| Hospital                         | Cases        | Mortality   | Readmission (for any reason) | Average Hospital Charge |
|----------------------------------|--------------|-------------|------------------------------|-------------------------|
| <b>TOTAL: Statewide</b>          | <b>1,982</b> | <b>1.1%</b> | <b>10.7%</b>                 | <b>\$66,650</b>         |
| <b>Southeastern Pennsylvania</b> | <b>816</b>   | <b>1.0%</b> | <b>11.4%</b>                 | <b>\$96,885</b>         |
| Abington Memorial                | 36           | ◉           | ◉                            | \$85,138                |
| Albert Einstein                  | 44           | ◉           | ◉                            | \$93,158                |
| Aria Health                      | 32           | ◉           | ◉                            | \$63,703                |
| Brandywine                       | 5            | ◉           | ◉                            | \$189,007               |
| Chester County                   | 10           | ◉           | ◉                            | \$48,388                |
| Chestnut Hill                    | 14           | ◉           | ◉                            | \$141,831               |
| Crozer Chester                   | 31           | ◉           | ◉                            | \$200,679               |
| Delaware County Memorial         | 19           | ◉           | ◉                            | \$157,373               |
| Doylestown                       | 22           | ◉           | ◉                            | \$62,027                |
| Eastern Regional                 | 1            | NR          | NR                           | NR                      |
| Easton                           | 22           | ◉           | ◉                            | \$147,619               |
| Gnaden Huetten Memorial          | 0            | NR          | NR                           | NR                      |
| Grand View                       | 14           | ◉           | ◉                            | \$54,368                |
| Hahnemann University             | 6            | ◉           | NR                           | \$231,405               |
| Holy Redeemer                    | 34           | ◉           | ◉                            | \$115,331               |
| Hospital Fox Chase Cancer        | 3            | NR          | NR                           | NR                      |
| Hospital University PA           | 50           | ◉           | ◉                            | \$115,063               |
| Jeanes                           | 38           | ◉           | ◉                            | \$108,411               |
| Jennersville Regional            | 2            | NR          | NR                           | NR                      |
| Lansdale                         | 7            | ◉           | ◉                            | \$62,431                |
| Lehigh Valley                    | 19           | ◉           | ◉                            | \$62,567                |
| Lehigh Valley/Muhlenberg         | 17           | ◉           | ◉                            | \$81,691                |
| Lower Bucks                      | 3            | NR          | NR                           | NR                      |
| Main Line Bryn Mawr              | 6            | ◉           | ◉                            | \$56,690                |
| Main Line Lankenau               | 16           | ◉           | ◉                            | \$91,187                |
| Main Line Paoli                  | 3            | NR          | NR                           | NR                      |



## Gallbladder Removal - Open

| Hospital                  | Cases | Mortality | Readmission (for any reason) | Average Hospital Charge |
|---------------------------|-------|-----------|------------------------------|-------------------------|
| Mercy Fitzgerald          | 10    | ⊙         | ⊙                            | \$83,502                |
| Mercy Philadelphia        | 16    | ⊙         | ⊙                            | \$100,672               |
| Mercy Suburban            | 12    | ⊙         | ⊙                            | \$82,552                |
| Methodist Division/TJUH   | 26    | ⊙         | ⊙                            | \$73,269                |
| Nazareth                  | 8     | ⊙         | ⊙                            | \$66,571                |
| Palmerton                 | 0     | NR        | NR                           | NR                      |
| Penn Presbyterian         | 9     | ⊙         | ⊙                            | \$64,699                |
| Pennsylvania              | 5     | ⊙         | NR                           | \$105,554               |
| Phoenixville              | 9     | ⊙         | ●                            | \$141,268               |
| Pottstown Memorial        | 18    | ⊙         | ⊙                            | \$91,138                |
| Reading                   | 29    | ⊙         | ⊙                            | \$45,364                |
| Riddle Memorial           | 25    | ⊙         | ⊙                            | \$97,857                |
| Roxborough Memorial       | 1     | NR        | NR                           | NR                      |
| Sacred Heart/Allentown    | 15    | ⊙         | ⊙                            | \$65,687                |
| Schuylkill-East Norwegian | 9     | ⊙         | ⊙                            | \$39,053                |
| Schuylkill-South Jackson  | 10    | ⊙         | ⊙                            | \$30,525                |
| Springfield               | 4     | NR        | NR                           | NR                      |
| St Joseph's/Philadelphia  | 13    | ⊙         | ⊙                            | \$56,061                |
| St Joseph/Reading         | 20    | ⊙         | ⊙                            | \$33,534                |
| St Luke's Miners          | 2     | NR        | NR                           | NR                      |
| St Luke's Quakertown      | 8     | ⊙         | ⊙                            | \$67,236                |
| St Luke's/Bethlehem       | 19    | ⊙         | ⊙                            | \$104,640               |
| St Mary                   | 14    | ⊙         | ⊙                            | \$57,935                |
| Surg Institute of Reading | 0     | NR        | NR                           | NR                      |
| Taylor                    | 15    | ●         | ⊙                            | \$186,617               |
| Temple University         | 16    | ⊙         | ⊙                            | \$179,367               |
| Thomas Jefferson Univ     | 44    | ⊙         | ⊙                            | \$103,960               |
| Westfield                 | 0     | NR        | NR                           | NR                      |



## Hypotension and Fainting

### Hypotension and Fainting

Hypotension is an abnormally low blood pressure with effects ranging from dizziness to fainting. Dehydration is an example of a condition that can cause hypotension. Fainting (syncope) is a temporary loss of consciousness. Syncope may also be referred to as “passing out” or “blacking out.”

### Understanding the Symbols

The symbols displayed in this report represent a comparison of a hospital’s actual rate of mortality or readmission to what is expected after accounting for varying illness levels among patients. See page 6.

- Rate significantly lower than expected.
- ◉ Rate not significantly different than expected.
- Rate significantly higher than expected.

NR Not reported.  
Fewer than five cases evaluated.

| Hospital                         | Cases         | Mortality   | Readmission (for any reason) | Average Hospital Charge |
|----------------------------------|---------------|-------------|------------------------------|-------------------------|
| <b>TOTAL: Statewide</b>          | <b>16,170</b> | <b>0.2%</b> | <b>12.5%</b>                 | <b>\$22,252</b>         |
| <b>Southeastern Pennsylvania</b> | <b>8,133</b>  | <b>0.2%</b> | <b>13.4%</b>                 | <b>\$29,737</b>         |
| Abington Memorial                | 354           | ◉           | ◉                            | \$31,410                |
| Albert Einstein                  | 221           | ◉           | ◉                            | \$28,267                |
| Aria Health                      | 433           | ◉           | ●                            | \$23,232                |
| Brandywine                       | 68            | ◉           | ◉                            | \$35,312                |
| Chester County                   | 160           | ◉           | ◉                            | \$18,416                |
| Chestnut Hill                    | 131           | ◉           | ◉                            | \$40,951                |
| Crozer Chester                   | 152           | ◉           | ◉                            | \$56,433                |
| Delaware County Memorial         | 172           | ◉           | ◉                            | \$53,263                |
| Doylestown                       | 92            | ◉           | ◉                            | \$21,038                |
| Eastern Regional                 | 2             | NR          | NR                           | NR                      |
| Easton                           | 159           | ◉           | ◉                            | \$30,915                |
| Gnaden Huetten Memorial          | 23            | ◉           | ◉                            | \$10,871                |
| Grand View                       | 102           | ◉           | ◉                            | \$24,467                |
| Hahnemann University             | 235           | ◉           | ◉                            | \$49,596                |
| Holy Redeemer                    | 113           | ◉           | ◉                            | \$36,654                |
| Hospital Fox Chase Cancer        | 9             | ◉           | ◉                            | \$9,290                 |
| Hospital University PA           | 193           | ◉           | ◉                            | \$30,619                |
| Jeanes                           | 147           | ◉           | ◉                            | \$41,877                |
| Jennersville Regional            | 58            | ◉           | ◉                            | \$31,938                |
| Lansdale                         | 119           | ◉           | ◉                            | \$22,611                |
| Lehigh Valley                    | 364           | ◉           | ◉                            | \$25,397                |
| Lehigh Valley/Muhlenberg         | 139           | ◉           | ◉                            | \$24,935                |
| Lower Bucks                      | 118           | ●           | ◉                            | \$36,232                |
| Main Line Bryn Mawr              | 361           | ◉           | ◉                            | \$28,846                |
| Main Line Lankenau               | 281           | ◉           | ◉                            | \$25,798                |
| Main Line Paoli                  | 182           | ◉           | ◉                            | \$33,623                |

## Hypotension and Fainting

| Hospital                  | Cases | Mortality | Readmission (for any reason) | Average Hospital Charge |
|---------------------------|-------|-----------|------------------------------|-------------------------|
| Mercy Fitzgerald          | 236   | ⊖         | ●                            | \$28,285                |
| Mercy Philadelphia        | 139   | ⊖         | ⊖                            | \$28,601                |
| Mercy Suburban            | 115   | ⊖         | ⊖                            | \$23,770                |
| Methodist Division/TJUH   | 121   | ⊖         | ⊖                            | \$28,897                |
| Nazareth                  | 254   | ⊖         | ⊖                            | \$35,026                |
| Palmerton                 | 18    | ⊖         | ⊖                            | \$11,484                |
| Penn Presbyterian         | 189   | ⊖         | ⊖                            | \$24,521                |
| Pennsylvania              | 128   | ⊖         | ⊖                            | \$33,133                |
| Phoenixville              | 58    | ⊖         | ⊖                            | \$36,228                |
| Pottstown Memorial        | 83    | ⊖         | ⊖                            | \$30,855                |
| Reading                   | 210   | ⊖         | ⊖                            | \$19,524                |
| Riddle Memorial           | 163   | ⊖         | ⊖                            | \$33,282                |
| Roxborough Memorial       | 98    | ⊖         | ⊖                            | \$16,467                |
| Sacred Heart/Allentown    | 63    | ⊖         | ⊖                            | \$26,598                |
| Schuylkill-East Norwegian | 78    | ⊖         | ⊖                            | \$9,104                 |
| Schuylkill-South Jackson  | 47    | ⊖         | ⊖                            | \$8,080                 |
| Springfield               | 18    | ⊖         | ⊖                            | \$55,825                |
| St Joseph's/Philadelphia  | 105   | ⊖         | ⊖                            | \$19,479                |
| St Joseph/Reading         | 77    | ⊖         | ⊖                            | \$16,074                |
| St Luke's Miners          | 32    | ⊖         | ⊖                            | \$16,386                |
| St Luke's Quakertown      | 40    | ⊖         | ⊖                            | \$30,263                |
| St Luke's/Bethlehem       | 427   | ⊖         | ⊖                            | \$23,472                |
| St Mary                   | 461   | ⊖         | ●                            | \$24,045                |
| Surg Institute of Reading | 0     | NR        | NR                           | NR                      |
| Taylor                    | 107   | ⊖         | ⊖                            | \$56,591                |
| Temple University         | 192   | ●         | ⊖                            | \$48,096                |
| Thomas Jefferson Univ     | 179   | ⊖         | ⊖                            | \$29,616                |
| Westfield                 | 2     | NR        | NR                           | NR                      |



# Kidney and Urinary Tract Infections

## Kidney and Urinary Tract Infections

Infections of the urinary tract, which includes the kidneys (pyelonephritis) and bladder (cystitis). These infections can be acute or chronic.

### Understanding the Symbols

The symbols displayed in this report represent a comparison of a hospital's actual rate of mortality or readmission to what is expected after accounting for varying illness levels among patients. See page 6.

- Rate significantly lower than expected.
- ◉ Rate not significantly different than expected.
- Rate significantly higher than expected.
- NR Not reported. Fewer than five cases evaluated.

| Hospital                         | Cases         | Mortality   | Readmission (for any reason) | Average Hospital Charge |
|----------------------------------|---------------|-------------|------------------------------|-------------------------|
| <b>TOTAL: Statewide</b>          | <b>24,875</b> | <b>0.6%</b> | <b>17.0%</b>                 | <b>\$23,026</b>         |
| <b>Southeastern Pennsylvania</b> | <b>10,971</b> | <b>0.4%</b> | <b>18.2%</b>                 | <b>\$33,545</b>         |
| Abington Memorial                | 531           | ◉           | ◉                            | \$38,413                |
| Albert Einstein                  | 394           | ◉           | ●                            | \$28,957                |
| Aria Health                      | 472           | ◉           | ◉                            | \$23,525                |
| Brandywine                       | 158           | ◉           | ◉                            | \$33,795                |
| Chester County                   | 248           | ◉           | ●                            | \$20,545                |
| Chestnut Hill                    | 191           | ◉           | ◉                            | \$38,190                |
| Crozer Chester                   | 228           | ◉           | ◉                            | \$68,562                |
| Delaware County Memorial         | 187           | ◉           | ◉                            | \$64,027                |
| Doylestown                       | 295           | ◉           | ◉                            | \$24,668                |
| Eastern Regional                 | 10            | ●           | NR                           | \$59,304                |
| Easton                           | 155           | ◉           | ◉                            | \$35,258                |
| Gnaden Huetten Memorial          | 37            | ◉           | ◉                            | \$10,671                |
| Grand View                       | 97            | ◉           | ◉                            | \$21,719                |
| Hahnemann University             | 155           | ◉           | ◉                            | \$58,961                |
| Holy Redeemer                    | 192           | ◉           | ◉                            | \$39,726                |
| Hospital Fox Chase Cancer        | 45            | ◉           | ●                            | \$16,859                |
| Hospital University PA           | 238           | ◉           | ◉                            | \$36,123                |
| Jeanes                           | 174           | ◉           | ◉                            | \$43,303                |
| Jennersville Regional            | 139           | ◉           | ◉                            | \$26,722                |
| Lansdale                         | 221           | ◉           | ○                            | \$24,914                |
| Lehigh Valley                    | 450           | ◉           | ◉                            | \$27,825                |
| Lehigh Valley/Muhlenberg         | 199           | ◉           | ◉                            | \$28,379                |
| Lower Bucks                      | 130           | ◉           | ◉                            | \$37,238                |
| Main Line Bryn Mawr              | 376           | ◉           | ◉                            | \$36,255                |
| Main Line Lankenau               | 251           | ◉           | ○                            | \$33,972                |
| Main Line Paoli                  | 247           | ◉           | ◉                            | \$37,910                |

## Kidney and Urinary Tract Infections

| Hospital                  | Cases | Mortality | Readmission (for any reason) | Average Hospital Charge |
|---------------------------|-------|-----------|------------------------------|-------------------------|
| Mercy Fitzgerald          | 225   | ⊙         | ●                            | \$41,819                |
| Mercy Philadelphia        | 133   | ⊙         | ⊙                            | \$32,454                |
| Mercy Suburban            | 143   | ⊙         | ⊙                            | \$31,147                |
| Methodist Division/TJUH   | 217   | ⊙         | ⊙                            | \$38,911                |
| Nazareth                  | 220   | ⊙         | ●                            | \$33,197                |
| Palmerton                 | 27    | ⊙         | ⊙                            | \$11,174                |
| Penn Presbyterian         | 227   | ⊙         | ⊙                            | \$25,704                |
| Pennsylvania              | 198   | ⊙         | ⊙                            | \$40,863                |
| Phoenixville              | 183   | ⊙         | ⊙                            | \$38,450                |
| Pottstown Memorial        | 273   | ⊙         | ⊙                            | \$34,402                |
| Reading                   | 297   | ⊙         | ⊙                            | \$20,736                |
| Riddle Memorial           | 282   | ⊙         | ⊙                            | \$40,707                |
| Roxborough Memorial       | 129   | ●         | ⊙                            | \$20,370                |
| Sacred Heart/Allentown    | 68    | ⊙         | ⊙                            | \$31,200                |
| Schuylkill-East Norwegian | 111   | ⊙         | ●                            | \$10,029                |
| Schuylkill-South Jackson  | 98    | ⊙         | ⊙                            | \$8,530                 |
| Springfield               | 47    | ⊙         | ⊙                            | \$77,690                |
| St Joseph's/Philadelphia  | 115   | ⊙         | ⊙                            | \$31,546                |
| St Joseph/Reading         | 110   | ⊙         | ⊙                            | \$15,115                |
| St Luke's Miners          | 54    | ⊙         | ⊙                            | \$17,413                |
| St Luke's Quakertown      | 79    | ⊙         | ⊙                            | \$32,818                |
| St Luke's/Bethlehem       | 433   | ⊙         | ⊙                            | \$28,111                |
| St Mary                   | 438   | ⊙         | ⊙                            | \$24,960                |
| Surg Institute of Reading | 0     | NR        | NR                           | NR                      |
| Taylor                    | 124   | ⊙         | ⊙                            | \$75,270                |
| Temple University         | 261   | ⊙         | ⊙                            | \$60,743                |
| Thomas Jefferson Univ     | 454   | ⊙         | ●                            | \$35,637                |
| Westfield                 | 20    | ⊙         | ⊙                            | \$14,814                |



## Pneumonia - Aspiration

### Pneumonia – Aspiration

Caused by inhaling food, drink, mucus from the mouth, or vomit into the lungs leading to inflammation and/or infection. Common causes of aspiration pneumonia include coma, problems with swallowing, and decreased mental alertness from medication or alcohol.

### Understanding the Symbols

The symbols displayed in this report represent a comparison of a hospital's actual rate of mortality or readmission to what is expected after accounting for varying illness levels among patients. See page 6.

- Rate significantly lower than expected.
- ⊖ Rate not significantly different than expected.
- Rate significantly higher than expected.

NR Not reported.  
Fewer than five cases evaluated.

| Hospital                         | Cases        | Mortality   | Readmission (for any reason) | Average Hospital Charge |
|----------------------------------|--------------|-------------|------------------------------|-------------------------|
| <b>TOTAL: Statewide</b>          | <b>8,943</b> | <b>7.7%</b> | <b>23.6%</b>                 | <b>\$40,094</b>         |
| <b>Southeastern Pennsylvania</b> | <b>3,748</b> | <b>6.9%</b> | <b>24.8%</b>                 | <b>\$59,185</b>         |
| Abington Memorial                | 221          | ○           | ○                            | \$65,212                |
| Albert Einstein                  | 164          | ⊖           | ●                            | \$40,141                |
| Aria Health                      | 111          | ⊖           | ⊖                            | \$49,588                |
| Brandywine                       | 43           | ⊖           | ⊖                            | \$59,020                |
| Chester County                   | 74           | ⊖           | ⊖                            | \$39,064                |
| Chestnut Hill                    | 78           | ⊖           | ⊖                            | \$65,207                |
| Crozer Chester                   | 61           | ⊖           | ⊖                            | \$116,900               |
| Delaware County Memorial         | 36           | ⊖           | ⊖                            | \$116,565               |
| Doylestown                       | 113          | ⊖           | ⊖                            | \$39,396                |
| Eastern Regional                 | 4            | NR          | NR                           | NR                      |
| Easton                           | 56           | ⊖           | ⊖                            | \$54,732                |
| Gnaden Huetten Memorial          | 16           | ●           | ⊖                            | \$15,627                |
| Grand View                       | 52           | ○           | ⊖                            | \$42,157                |
| Hahnemann University             | 31           | ⊖           | ⊖                            | \$105,502               |
| Holy Redeemer                    | 116          | ⊖           | ⊖                            | \$73,469                |
| Hospital Fox Chase Cancer        | 13           | ⊖           | ●                            | \$32,728                |
| Hospital University PA           | 95           | ⊖           | ○                            | \$68,817                |
| Jeanes                           | 134          | ⊖           | ⊖                            | \$69,552                |
| Jennersville Regional            | 61           | ⊖           | ⊖                            | \$63,184                |
| Lansdale                         | 64           | ●           | ⊖                            | \$38,085                |
| Lehigh Valley                    | 158          | ⊖           | ⊖                            | \$50,447                |
| Lehigh Valley/Muhlenberg         | 73           | ⊖           | ⊖                            | \$49,411                |
| Lower Bucks                      | 10           | ⊖           | ⊖                            | \$78,291                |
| Main Line Bryn Mawr              | 113          | ⊖           | ⊖                            | \$69,875                |
| Main Line Lankenau               | 91           | ⊖           | ⊖                            | \$67,572                |
| Main Line Paoli                  | 104          | ⊖           | ⊖                            | \$70,223                |



## Pneumonia - Aspiration

| Hospital                  | Cases | Mortality | Readmission<br>(for any reason) | Average<br>Hospital<br>Charge |
|---------------------------|-------|-----------|---------------------------------|-------------------------------|
| Mercy Fitzgerald          | 65    | ⊙         | ⊙                               | \$57,340                      |
| Mercy Philadelphia        | 19    | ⊙         | ⊙                               | \$62,244                      |
| Mercy Suburban            | 60    | ⊙         | ⊙                               | \$57,364                      |
| Methodist Division/TJUH   | 59    | ⊙         | ⊙                               | \$69,235                      |
| Nazareth                  | 76    | ⊙         | ⊙                               | \$52,349                      |
| Palmerton                 | 14    | ⊙         | ⊙                               | \$24,068                      |
| Penn Presbyterian         | 56    | ⊙         | ⊙                               | \$43,807                      |
| Pennsylvania              | 38    | ⊙         | ⊙                               | \$85,947                      |
| Phoenixville              | 59    | ⊙         | ⊙                               | \$76,916                      |
| Pottstown Memorial        | 55    | ⊙         | ⊙                               | \$83,063                      |
| Reading                   | 100   | ⊙         | ⊙                               | \$31,120                      |
| Riddle Memorial           | 167   | ⊙         | ⊙                               | \$72,932                      |
| Roxborough Memorial       | 65    | ●         | ⊙                               | \$34,276                      |
| Sacred Heart/Allentown    | 22    | ⊙         | ⊙                               | \$46,690                      |
| Schuylkill-East Norwegian | 29    | ●         | ⊙                               | \$16,656                      |
| Schuylkill-South Jackson  | 59    | ⊙         | ⊙                               | \$19,319                      |
| Springfield               | 18    | ⊙         | ⊙                               | \$133,733                     |
| St Joseph's/Philadelphia  | 53    | ⊙         | ⊙                               | \$55,988                      |
| St Joseph/Reading         | 45    | ⊙         | ⊙                               | \$27,689                      |
| St Luke's Miners          | 13    | ⊙         | ⊙                               | \$39,341                      |
| St Luke's Quakertown      | 22    | ⊙         | ⊙                               | \$59,697                      |
| St Luke's/Bethlehem       | 175   | ⊙         | ⊙                               | \$49,888                      |
| St Mary                   | 146   | ⊙         | ⊙                               | \$40,431                      |
| Surg Institute of Reading | 0     | NR        | NR                              | NR                            |
| Taylor                    | 57    | ⊙         | ⊙                               | \$126,538                     |
| Temple University         | 53    | ⊙         | ⊙                               | \$115,276                     |
| Thomas Jefferson Univ     | 69    | ⊙         | ⊙                               | \$71,104                      |
| Westfield                 | 2     | NR        | NR                              | NR                            |



## Pneumonia - Infectious

### Pneumonia – Infectious

An infection in one or both lungs caused by bacteria or viruses.

#### Understanding the Symbols

The symbols displayed in this report represent a comparison of a hospital's actual rate of mortality or readmission to what is expected after accounting for varying illness levels among patients. See page 6.

- Rate significantly lower than expected.
- ◉ Rate not significantly different than expected.
- Rate significantly higher than expected.


NR Not reported. Fewer than five cases evaluated.

| Hospital                         | Cases         | Mortality   | Readmission (for any reason) | Average Hospital Charge |
|----------------------------------|---------------|-------------|------------------------------|-------------------------|
| <b>TOTAL: Statewide</b>          | <b>40,439</b> | <b>2.7%</b> | <b>16.8%</b>                 | <b>\$29,227</b>         |
| <b>Southeastern Pennsylvania</b> | <b>15,297</b> | <b>2.4%</b> | <b>17.6%</b>                 | <b>\$44,818</b>         |
| Abington Memorial                | 623           | ◉           | ◉                            | \$48,114                |
| Albert Einstein                  | 285           | ◉           | ◉                            | \$37,122                |
| Aria Health                      | 988           | ○           | ◉                            | \$40,959                |
| Brandywine                       | 184           | ◉           | ◉                            | \$47,510                |
| Chester County                   | 301           | ◉           | ◉                            | \$26,403                |
| Chestnut Hill                    | 242           | ◉           | ◉                            | \$60,389                |
| Crozer Chester                   | 346           | ◉           | ◉                            | \$90,779                |
| Delaware County Memorial         | 247           | ◉           | ◉                            | \$83,425                |
| Doylestown                       | 530           | ◉           | ◉                            | \$31,960                |
| Eastern Regional                 | 21            | ●           | NR                           | \$59,372                |
| Easton                           | 173           | ◉           | ◉                            | \$43,775                |
| Gnaden Huetten Memorial          | 103           | ◉           | ◉                            | \$12,579                |
| Grand View                       | 338           | ○           | ◉                            | \$33,895                |
| Hahnemann University             | 303           | ◉           | ●                            | \$84,004                |
| Holy Redeemer                    | 312           | ◉           | ◉                            | \$54,634                |
| Hospital Fox Chase Cancer        | 66            | ●           | ◉                            | \$23,473                |
| Hospital University PA           | 350           | ◉           | ●                            | \$47,575                |
| Jeanes                           | 251           | ◉           | ◉                            | \$54,667                |
| Jennersville Regional            | 287           | ◉           | ◉                            | \$38,814                |
| Lansdale                         | 272           | ◉           | ◉                            | \$32,765                |
| Lehigh Valley                    | 676           | ◉           | ◉                            | \$37,021                |
| Lehigh Valley/Muhlenberg         | 294           | ◉           | ◉                            | \$37,077                |
| Lower Bucks                      | 143           | ◉           | ◉                            | \$50,703                |
| Main Line Bryn Mawr              | 313           | ◉           | ◉                            | \$50,079                |
| Main Line Lankenau               | 318           | ◉           | ◉                            | \$47,823                |
| Main Line Paoli                  | 250           | ◉           | ◉                            | \$50,162                |



## Pneumonia - Infectious

| Hospital                  | Cases | Mortality | Readmission (for any reason) | Average Hospital Charge |
|---------------------------|-------|-----------|------------------------------|-------------------------|
| Mercy Fitzgerald          | 210   | ⊙         | ●                            | \$47,725                |
| Mercy Philadelphia        | 138   | ⊙         | ⊙                            | \$45,207                |
| Mercy Suburban            | 123   | ⊙         | ⊙                            | \$48,746                |
| Methodist Division/TJUH   | 219   | ⊙         | ⊙                            | \$47,602                |
| Nazareth                  | 262   | ⊙         | ⊙                            | \$38,357                |
| Palmerton                 | 75    | ⊙         | ⊙                            | \$12,917                |
| Penn Presbyterian         | 210   | ⊙         | ⊙                            | \$36,324                |
| Pennsylvania              | 233   | ⊙         | ⊙                            | \$51,789                |
| Phoenixville              | 324   | ⊙         | ⊙                            | \$64,299                |
| Pottstown Memorial        | 329   | ⊙         | ●                            | \$54,696                |
| Reading                   | 622   | ⊙         | ⊙                            | \$24,726                |
| Riddle Memorial           | 396   | ⊙         | ⊙                            | \$55,756                |
| Roxborough Memorial       | 96    | ⊙         | ⊙                            | \$30,246                |
| Sacred Heart/Allentown    | 123   | ⊙         | ⊙                            | \$34,841                |
| Schuylkill-East Norwegian | 227   | ●         | ⊙                            | \$12,645                |
| Schuylkill-South Jackson  | 284   | ●         | ⊙                            | \$12,309                |
| Springfield               | 84    | ⊙         | ⊙                            | \$104,760               |
| St Joseph's/Philadelphia  | 123   | ⊙         | ●                            | \$33,564                |
| St Joseph/Reading         | 194   | ⊙         | ⊙                            | \$18,156                |
| St Luke's Miners          | 67    | ⊙         | ⊙                            | \$26,329                |
| St Luke's Quakertown      | 131   | ⊙         | ⊙                            | \$44,637                |
| St Luke's/Bethlehem       | 723   | ⊙         | ⊙                            | \$38,577                |
| St Mary                   | 535   | ⊙         | ⊙                            | \$33,301                |
| Surg Institute of Reading | 0     | NR        | NR                           | NR                      |
| Taylor                    | 168   | ⊙         | ⊙                            | \$99,855                |
| Temple University         | 526   | ⊙         | ⊙                            | \$73,585                |
| Thomas Jefferson Univ     | 357   | ⊙         | ●                            | \$46,411                |
| Westfield                 | 20    | ⊙         | ⊙                            | \$17,641                |



# Medicare Fee-for-Service Payments - 2010 Statewide Data

*For the 12 medical conditions/surgical procedures included in this Hospital Performance Report*

## **Average Medicare fee-for-service payment –**

This is the average amount paid by Medicare fee-for-service for the inpatient hospitalization. Payments from Medicare Advantage plans (Medicare HMOs) were not included, nor were patient liabilities (e.g., coinsurance and deductible dollar amounts) or any special pass-through payments facilities sometimes receive for unusual capital or other costs. The most recent Medicare payment data available to PHC4 was for calendar year 2010.

The average Medicare payment was calculated using the claim-payment amount (paid from the Medicare Part A hospital insurance fund) based on data provided by the Centers for Medicare and Medicaid Services (CMS). The average payment was calculated by summing the Medicare payment amounts for the cases in a particular medical condition/surgical procedure and dividing the sum by the number of cases in that condition/procedure group.

Most of the medical conditions and surgical procedures included in this report were defined using ICD.9.CM (International Classification of Diseases, Ninth Revision, Clinical Modification) diagnosis and procedure codes, with a secondary

requirement that they be limited to particular MS-DRGs (Medicare Severity – Diagnosis-Related Group) – information available from the discharge data that PHC4 receives from PA hospitals. Two conditions (Chest Pain and Hypotension and Fainting) comprise single MS-DRGs.

In this section, average payments are displayed for the 12 medical conditions/surgical procedures included in this report – broken down by the MS-DRGs included within each condition/procedure. While the 12 conditions/procedures have been defined using diagnosis and procedure codes that represent a clinically cohesive population, the payment data is displayed by the individual MS-DRGs included within each condition to account for variations in case-mix.

Medicare payments are based on formulas that take into account regional variations in the costs of delivering care, the increased costs from teaching doctors still in training, higher costs for hospitals that serve larger numbers of low-income patients, and the costs of new technologies. Medicare payments are based on the entire hospital stay, and the payment principles are common to all hospitals nationwide.



# Medicare Fee-for-Service Payments – 2010 Statewide Data

For the 12 medical conditions/surgical procedures included in this Hospital Performance Report

| MS-DRG  | MS-DRG Descriptions by<br>Medical Condition/Surgical Procedure                                    | Medicare<br>Fee-for-Service |                    |
|---|---|-----------------------------|--------------------|
|   |   | Cases                       | Average<br>Payment |
| <b>Abnormal Heartbeat</b>                           |   | <b>19,224</b>               | <b>\$7,305</b>     |
| 242   | Permanent Cardiac Pacemaker Implant w/ MCC  | 955                         | \$20,854           |
| 243   | Permanent Cardiac Pacemaker Implant w/ CC   | 1,391                       | \$15,042           |
| 244   | Permanent Cardiac Pacemaker Implant w/o CC/MCC  | 1,727                       | \$11,480           |
| 246   | Percutaneous Cardiovascular Procedure with Drug-Eluting Stent<br>w/ MCC or 4+ Vessels/Stents      | 21                          | \$21,174           |
| 247   | Percutaneous Cardiovascular Procedure with Drug-Eluting Stent w/o MCC                             | 34                          | \$13,947           |
| 248   | Percutaneous Cardiovascular Procedure<br>with Non Drug-Eluting Stent w/ MCC or 4+ Vessels/Stents  | 23                          | \$18,525           |
| 249   | Percutaneous Cardiovascular Procedure with Non Drug-Eluting Stent w/o MCC                         | 21                          | \$9,779            |
| 250   | Percutaneous Cardiovascular Procedure without Coronary Artery Stent w/ MCC                        | 187                         | \$20,323           |
| 251   | Percutaneous Cardiovascular Procedure without Coronary Artery Stent w/o MCC                       | 988                         | \$11,522           |
| 258   | Cardiac Pacemaker Device Replacement w/ MCC   | 5                           | NR                 |
| 259   | Cardiac Pacemaker Device Replacement w/o MCC  | 20                          | \$9,969            |
| 260   | Cardiac Pacemaker Revision Except Device Replacement w/ MCC                                       | 2                           | NR                 |
| 261   | Cardiac Pacemaker Revision Except Device Replacement w/ CC  | 7                           | NR                 |
| 262   | Cardiac Pacemaker Revision Except Device Replacement w/o CC/MCC                                   | 3                           | NR                 |
| 286   | Circulatory Disorders Except Acute Myocardial Infarction,<br>with Cardiac Catheterization w/ MCC  | 210                         | \$13,102           |
| 287   | Circulatory Disorders Except Acute Myocardial Infarction,<br>with Cardiac Catheterization w/o MCC | 413                         | \$5,631            |
| 308   | Cardiac Arrhythmia and Conduction Disorders w/ MCC  | 3,555                       | \$6,972            |
| 309   | Cardiac Arrhythmia and Conduction Disorders w/ CC   | 4,169                       | \$4,369            |
| 310   | Cardiac Arrhythmia and Conduction Disorders w/o CC/MCC  | 5,493                       | \$2,651            |
| <b>Chest Pain</b>                                   |   | <b>6,301</b>                | <b>\$2,678</b>     |
| 313   | Chest Pain  | 6,301                       | \$2,678            |
| <b>Chronic Obstructive Pulmonary Disease (COPD)</b> |   | <b>14,082</b>               | <b>\$5,191</b>     |
| 190   | Chronic Obstructive Pulmonary Disease w/ MCC  | 5,040                       | \$6,537            |
| 191   | Chronic Obstructive Pulmonary Disease w/ CC   | 4,756                       | \$5,181            |
| 192   | Chronic Obstructive Pulmonary Disease w/o CC/MCC  | 4,286                       | \$3,618            |

NR = Not reported (10 or fewer cases)

CC = Complication or Comorbidity

MCC = Major Complication or Comorbidity

# Medicare Fee-for-Service Payments - 2010 Statewide Data

For the 12 medical conditions/surgical procedures included in this Hospital Performance Report

| MS-DRG                                | MS-DRG Descriptions by<br>Medical Condition/Surgical Procedure                                    | Medicare<br>Fee-for-Service |                    |
|---------------------------------------|---|-----------------------------|--------------------|
|                                       |   | Cases                       | Average<br>Payment |
| <b>Colorectal Procedures</b>          |   | <b>4,072</b>                | <b>\$18,619</b>    |
| 329                                   | Major Small and Large Bowel Procedures w/ MCC   | 1,248                       | \$30,631           |
| 330                                   | Major Small and Large Bowel Procedures w/ CC  | 1,674                       | \$14,717           |
| 331                                   | Major Small and Large Bowel Procedures w/o CC/MCC   | 751                         | \$9,284            |
| 332                                   | Rectal Resection w/ MCC   | 72                          | \$26,729           |
| 333                                   | Rectal Resection w/ CC  | 186                         | \$14,567           |
| 334                                   | Rectal Resection w/o CC/MCC   | 141                         | \$9,553            |
| <b>Congestive Heart Failure (CHF)</b> |   | <b>24,003</b>               | <b>\$6,315</b>     |
| 286                                   | Circulatory Disorders Except Acute Myocardial Infarction,<br>with Cardiac Catheterization w/ MCC  | 464                         | \$13,475           |
| 287                                   | Circulatory Disorders Except Acute Myocardial Infarction,<br>with Cardiac Catheterization w/o MCC | 729                         | \$6,519            |
| 291                                   | Heart Failure and Shock w/ MCC  | 8,780                       | \$8,368            |
| 292                                   | Heart Failure and Shock w/ CC   | 8,983                       | \$5,461            |
| 293                                   | Heart Failure and Shock w/o CC/MCC  | 5,047                       | \$3,577            |
| <b>Diabetes – Medical Management</b>  |   | <b>4,951</b>                | <b>\$5,302</b>     |
| 073                                   | Cranial and Peripheral Nerve Disorders w/ MCC   | 279                         | \$8,237            |
| 074                                   | Cranial and Peripheral Nerve Disorders w/o MCC  | 561                         | \$4,715            |
| 299                                   | Peripheral Vascular Disorders w/ MCC  | 58                          | \$9,631            |
| 300                                   | Peripheral Vascular Disorders w/ CC   | 94                          | \$5,275            |
| 301                                   | Peripheral Vascular Disorders w/o CC/MCC  | 9                           | NR                 |
| 637                                   | Diabetes w/ MCC   | 1,068                       | \$7,988            |
| 638                                   | Diabetes w/ CC  | 1,872                       | \$4,541            |
| 639                                   | Diabetes w/o CC/MCC   | 866                         | \$2,688            |
| 698                                   | Other Kidney and Urinary Tract Diagnoses w/ MCC   | 27                          | \$8,966            |
| 699                                   | Other Kidney and Urinary Tract Diagnoses w/ CC  | 98                          | \$5,633            |
| 700                                   | Other Kidney and Urinary Tract Diagnoses w/o CC/MCC   | 19                          | \$3,623            |

NR = Not reported (10 or fewer cases)

CC = Complication or Comorbidity

MCC = Major Complication or Comorbidity

# Medicare Fee-for-Service Payments – 2010 Statewide Data

For the 12 medical conditions/surgical procedures included in this Hospital Performance Report

| MS-DRG                                    | MS-DRG Descriptions by<br>Medical Condition/Surgical Procedure  | Medicare<br>Fee-for-Service |                    |
|---|---|-----------------------------|--------------------|
|   |   | Cases                       | Average<br>Payment |
| <b>Gallbladder Removal - Laparoscopic</b> |   | <b>2,568</b>                | <b>\$9,348</b>     |
| 411                                       | Cholecystectomy with Common Duct Exploration (C.D.E.) w/ MCC    | 4                           | NR                 |
| 412                                       | Cholecystectomy with C.D.E. w/ CC                               | 7                           | NR                 |
| 413                                       | Cholecystectomy with C.D.E. w/o CC/MCC                          | 2                           | NR                 |
| 417                                       | Laparoscopic Cholecystectomy without C.D.E. w/ MCC              | 686                         | \$14,110           |
| 418                                       | Laparoscopic Cholecystectomy without C.D.E. w/ CC               | 867                         | \$9,245            |
| 419                                       | Laparoscopic Cholecystectomy without C.D.E. w/o CC/MCC          | 1,002                       | \$6,096            |
| <b>Gallbladder Removal - Open</b>         |   | <b>677</b>                  | <b>\$14,667</b>    |
| 411                                       | Cholecystectomy with C.D.E. w/ MCC                              | 25                          | \$23,534           |
| 412                                       | Cholecystectomy with C.D.E. w/ CC                               | 24                          | \$14,143           |
| 413                                       | Cholecystectomy with C.D.E. w/o CC/MCC                          | 6                           | NR                 |
| 414                                       | Cholecystectomy Except by Laparoscope without C.D.E. w/ MCC     | 222                         | \$22,341           |
| 415                                       | Cholecystectomy Except by Laparoscope without C.D.E. w/ CC      | 234                         | \$11,839           |
| 416                                       | Cholecystectomy Except by Laparoscope without C.D.E. w/o CC/MCC | 166                         | \$7,325            |
| <b>Hypotension and Fainting</b>           |   | <b>8,082</b>                | <b>\$3,729</b>     |
| 312                                       | Syncope and Collapse  | 8,082                       | \$3,729            |
| <b>Kidney and Urinary Tract Infection</b> |   | <b>12,351</b>               | <b>\$4,870</b>     |
| 689                                       | Kidney and Urinary Tract Infections w/ MCC                      | 4,173                       | \$6,604            |
| 690                                       | Kidney and Urinary Tract Infections w/o MCC                     | 8,178                       | \$3,985            |
| <b>Pneumonia - Aspiration</b>             |   | <b>4,981</b>                | <b>\$9,417</b>     |
| 177                                       | Respiratory Infections and Inflammations w/ MCC                 | 2,544                       | \$11,232           |
| 178                                       | Respiratory Infections and Inflammations w/ CC                  | 1,898                       | \$8,129            |
| 179                                       | Respiratory Infections and Inflammations w/o CC/MCC             | 539                         | \$5,390            |

NR = Not reported (10 or fewer cases)

CC = Complication or Comorbidity

MCC = Major Complication or Comorbidity

# Medicare Fee-for-Service Payments - 2010 Statewide Data

*For the 12 medical conditions/surgical procedures included in this Hospital Performance Report*

| MS-DRG                        | MS-DRG Descriptions by<br>Medical Condition/Surgical Procedure | Medicare<br>Fee-for-Service |                    |
|-------------------------------|--|-----------------------------|--------------------|
|                               |  | Cases                       | Average<br>Payment |
| <b>Pneumonia - Infectious</b> |  | <b>16,588</b>               | <b>\$6,055</b>     |
| 177                           | Respiratory Infections and Inflammations w/ MCC                | 480                         | \$11,414           |
| 178                           | Respiratory Infections and Inflammations w/ CC                 | 407                         | \$8,268            |
| 179                           | Respiratory Infections and Inflammations w/o CC/MCC            | 58                          | \$5,189            |
| 193                           | Simple Pneumonia and Pleurisy w/ MCC                           | 5,583                       | \$7,920            |
| 194                           | Simple Pneumonia and Pleurisy w/ CC                            | 6,817                       | \$5,271            |
| 195                           | Simple Pneumonia and Pleurisy w/o CC/MCC                       | 3,243                       | \$3,441            |

NR = Not reported (10 or fewer cases)

CC = Complication or Comorbidity

MCC = Major Complication or Comorbidity





## **Pennsylvania Health Care Cost Containment Council**

Joe Martin, Executive Director  
225 Market Street, Suite 400, Harrisburg, PA 17101  
Phone: 717-232-6787 • Fax: 717-232-3821  
[www.phc4.org](http://www.phc4.org)



Hospitals may have commented on this report.  
Comments are available on the PHC4 website or by request.

This report and other PHC4 publications are available online at [www.phc4.org](http://www.phc4.org). Additional financial, hospitalization and ambulatory procedure health care data is available for purchase. For more information, contact PHC4's Data Requests Unit at [specialrequests@phc4.org](mailto:specialrequests@phc4.org) or 717-232-6787.