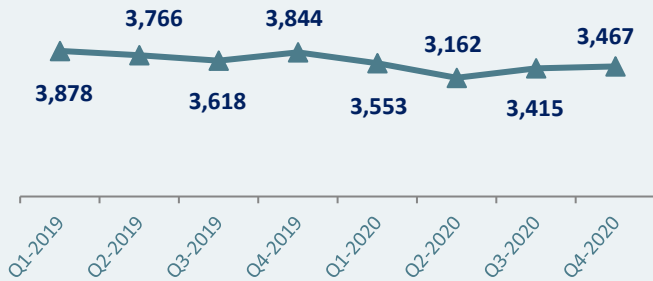


Key Findings and Statewide Statistics

Percutaneous Coronary Intervention (PCI) for a Heart Attack

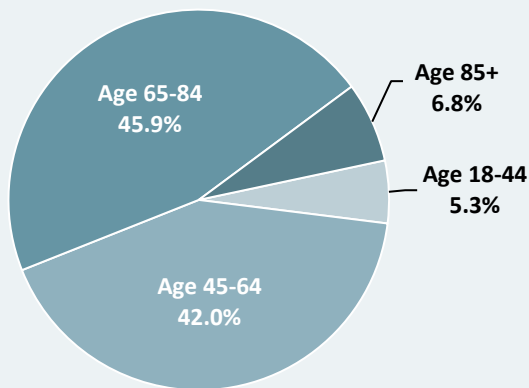
Number of Cases



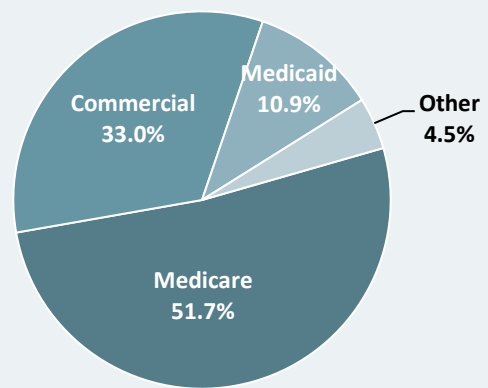
This report examines the **28,703** hospitalizations for patients who underwent a percutaneous coronary intervention (PCI) procedure for a heart attack in a Pennsylvania acute care hospital during Calendar Years (CY) 2019 and 2020.

Of these hospitalizations, **25,608** cases, after exclusions, were examined in the Hospital Results section of this report in determining statewide rates of mortality, readmission and postoperative length of stay.

PCI for a Heart Attack by Age



PCI for a Heart Attack by Payer



Percentages may not add to 100% due to rounding.

Mortality

- The in-hospital mortality rate was **1.7%**.
- Patients aged 85 and older had the highest mortality rate at **5.4%**.
- Black (non-Hispanic) and White (non-Hispanic) patients had mortality rates of **1.5%** and **1.7%**, respectively. Hispanic patients had a mortality rate of **0.6%**.

Readmission

- **4.0%** were readmitted to an acute care hospital within 7 days, **8.8%** were readmitted within 30 days, and **14.8%** were readmitted within 90 days.
- Black (non-Hispanic) patients had the highest 30-day readmission rate at **11.4%**. White (non-Hispanic) and Hispanic patients had 30-day readmission rates of **8.7%** and **8.5%**, respectively.

Key Findings and Statewide Statistics

Postoperative Length of Stay

- In CY 2019-2020, patients stayed in the hospital an average of **2.4** days following a PCI procedure.
- **3.7%** of patients experienced an extended postoperative length of stay; that is, after accounting for patient risk, they stayed in the hospital longer than expected. The average postoperative stay for these patients was **8.4** days.

Medicare Payments

- The average Medicare fee-for-service payment for hospitalizations in CY 2019-2020 was **\$15,737**.
- The average Medicare fee-for-service payment for hospitalizations with an extended postoperative length of stay was **\$20,338**.

Based on the Centers for Medicare and Medicaid Services CY 2019-2020 Medicare fee-for-service payment data.

PCI for a Heart Attack Hospitalization Rates per 10,000 Pennsylvania Residents (CY 2019-2020) Statewide Rate: 26.6

Age Age 18-44..... 3.3 Age 45-64..... 33.9 Age 65-84..... 58.4 Age 85 and older..... 56.5	Female/Male Female 17.1 Male 36.7	Race/Ethnicity White (non-Hispanic) 28.7 Black (non-Hispanic) 19.0 Hispanic 11.1
Poverty High Poverty 22.4 All Other..... 26.8	Rural/Urban Rural County 32.5 Urban County..... 24.5	Region Western PA 30.5 Central & Northeastern PA 27.0 Southeastern PA 23.4

Rate calculations: Hospitalization rates above were based on Pennsylvania residents (27,032 hospital stays or 94.2% of all 28,703 hospitalizations for patients who underwent a PCI for a heart attack) using PHC4 discharge data and 2020 US Census Bureau population figures, with the exception of rates by poverty level, which were based on 2019 US Census Bureau estimates.

High Poverty rates included hospitalizations for residents living in areas where 20% or more of the population lives in poverty.

Rural County and *Urban County* rates were based on the designation of the county of residence as defined by The Center for Rural Pennsylvania. Urban counties are italicized in the following list of counties by region. Regional rates were adjusted for population differences in age and sex.

- Western PA includes the following counties: *Allegheny*, *Armstrong*, *Beaver*, *Bedford*, *Blair*, *Butler*, *Cambria*, *Cameron*, *Clarion*, *Clearfield*, *Crawford*, *Elk*, *Erie*, *Fayette*, *Forest*, *Greene*, *Indiana*, *Jefferson*, *Lawrence*, *McKean*, *Mercer*, *Potter*, *Somerset*, *Venango*, *Warren*, *Washington*, and *Westmoreland*.
- Central & Northeastern PA includes the following counties: *Adams*, *Bradford*, *Centre*, *Clinton*, *Columbia*, *Cumberland*, *Dauphin*, *Franklin*, *Fulton*, *Huntingdon*, *Juniata*, *Lackawanna*, *Lancaster*, *Lebanon*, *Luzerne*, *Lycoming*, *Mifflin*, *Monroe*, *Montour*, *Northumberland*, *Perry*, *Pike*, *Snyder*, *Sullivan*, *Susquehanna*, *Tioga*, *Union*, *Wayne*, *Wyoming*, and *York*.
- Southeastern PA includes the following counties: *Berks*, *Bucks*, *Carbon*, *Chester*, *Delaware*, *Lehigh*, *Montgomery*, *Northampton*, *Philadelphia*, and *Schuylkill*.

For County Rates, see “Maps – Rates by County”